

# 11

## Tracks

Pages 303-308

16A | 6A

Die cast | Aluminium | Plastic



# Square Track Surface



40003A/W



40003A/W

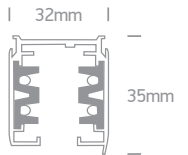
**40003A** | 16A | 3m Square track | 3-phase | Aluminium



40003A/B



40003A/G



41002A/W

**41002A** | 6A | Track adaptor | Plastic



41002A/B



41002A/G



41030/W

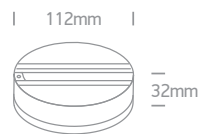
**41030** | 6A | Surface mount base for track spots | Plastic



41030/B



41030/G



IP20

Order Code	Colour	Input	Ampere	Class		Notes
40003A/W	White	100-240V	16A		10	-
40003A/B	Black	100-240V	16A		10	-
40003A/G	Grey	100-240V	16A		10	-
41002A/W	White	100-240V	6A		50	-
41002A/B	Black	100-240V	6A		50	-
41002A/G	Grey	100-240V	6A		50	-
41030/W	White	100-240V	6A		40	-
41030/B	Black	100-240V	6A		40	-
41030/G	Grey	100-240V	6A		40	-



**65100/BASE** | Surface mounting base for spots | Die cast



41020/W


**41020** | Heavy items mechanical adaptor for 40003A | Die cast



41020/B



41020/G



41004A/W/..

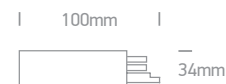
**41004A** | 16A | Live end for 40003A | Plastic



41004A/B/..



41004A/G/..



41010A/W

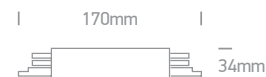
**41010A** | 16A | Live connector for 40003A | Plastic



41010A/B



41010A/G



41008A/W

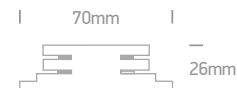
**41008A** | 16A | Connector for 40003A | Plastic



41008A/B



41008A/G



Order Code	Colour	Direction	Input	Ampere	Class		Notes
41004A/W/L	White	Left	100-240V	16A		50	-
41004A/W/R	White	Right	100-240V	16A		50	-
41004A/B/L	Black	Left	100-240V	16A		50	-
41004A/B/R	Black	Right	100-240V	16A		50	-
41004A/G/L	Grey	Left	100-240V	16A		50	-
41004A/G/R	Grey	Right	100-240V	16A		50	-
41010A/W	White	-	100-240V	16A		50	-
41010A/B	Black	-	100-240V	16A		50	-
41010A/G	Grey	-	100-240V	16A		50	-
41008A/W	White	-	100-240V	16A		100	-
41008A/B	Black	-	100-240V	16A		100	-
41008A/G	Grey	-	100-240V	16A		100	-

# Square Track Accessories

## 41012A | 16A | Corner for 40003A | Plastic



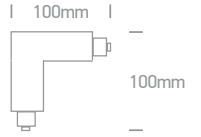
41012A/W/..



41012A/B/..



41012A/G/..



## 41016A | 16A | T connector for 40003A | Plastic



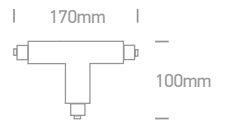
41016A/W



41016A/B



41016A/G



## 41024A | 16A | Flexible connector for 40003A | Plastic



41024A/W



41024A/B



41024A/G



## 41022A | End cup for 40003A | Plastic



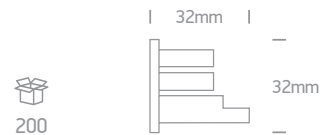
41022A/W



41022A/B



41022A/G



Order Code	Colour	Direction	Input	Ampere	Class		Notes
41012A/W/L	White	Left	100-240V	16A		25	-
41012A/W/R	White	Right	100-240V	16A		25	-
41012A/B/L	Black	Left	100-240V	16A		25	-
41012A/B/R	Black	Right	100-240V	16A		25	-
41012A/G/L	Grey	Left	100-240V	16A		25	-
41012A/G/R	Grey	Right	100-240V	16A		25	-
41016A/W	White	-	100-240V	16A		25	-
41016A/B	Black	-	100-240V	16A		25	-
41016A/G	Grey	-	100-240V	16A		25	-
41024A/W	White	-	100-240V	16A		10	-
41024A/B	Black	-	100-240V	16A		10	-
41024A/G	Grey	-	100-240V	16A		10	-





## Adjustable Track Suspension

41026R/W | Adjustable wire 2m for 40003A | Metal



41032 | Connector for suspending 40003A track



41032/W

**new**



41032/B

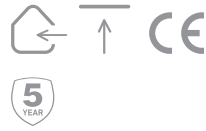


# Rounded Track & Accessories

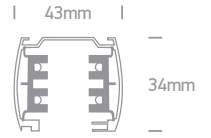


40003/G

**40003** | 16A | 3m track | 3-phase | Aluminium



40003/W



41002/G

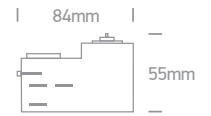
**41002** | 16A | Track adaptor | Plastic



41002/W



41002/B



41004/G/L

**41004** | 16A | Live end for 40003 | Plastic



41004/W/L

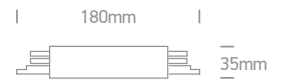


41010/G

**41010** | 16A | Live connector for 40003 | Plastic



41010/W



41008/G

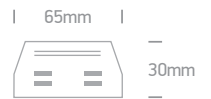
**41008** | 16A | Connector for 40003 | Plastic



41008/W



41008/B



Order Code	Colour	Direction	Input	Ampere	Class		Notes
40003/W	White	-	100-240V	16A		10	-
40003/G	Grey	-	100-240V	16A		10	-
41002/W	White	-	100-240V	16A		150	-
41002/B	Black	-	100-240V	16A		150	-
41002/G	Grey	-	100-240V	16A		150	-
41004/W/L	White	Left	100-240V	16A		50	-
41004/G/L	Grey	Left	100-240V	16A		50	-
41010/W	White	-	100-240V	16A		40	-
41010/G	Grey	-	100-240V	16A		40	-
41008/W	White	-	100-240V	16A		50	-
41008/B	Black	-	100-240V	16A		50	-
41008/G	Grey	-	100-240V	16A		50	-

# Rounded Track Accessories

## 41012 | 16A | Corner for 40003 | Plastic



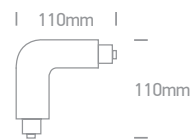
41012/G/..



41012/W/..



41012/B/..



## 41016 | 16A | T connector for 40003 | Plastic



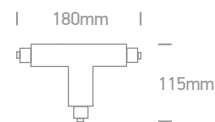
41016/G



41016/W



41016/B



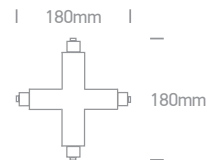
## 41018 | 16A | X connector for 40003 | Plastic



41018/G



41018/W



## 41022 | End cover for 40003 | Plastic



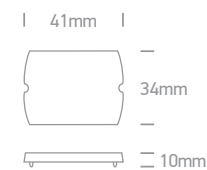
41022/G



41022/W



200



## 41020 | Heavy items mechanical adaptor for 40003 | Die cast



41020/G



41020/W



41020/B



50



Order Code	Colour	Direction	Input	Ampere	Class		Notes
41012/W/L	White	Left	100-240V	16A		20	-
41012/W/R	White	Right	100-240V	16A		20	-
41012/B/L	Black	Left	100-240V	16A		20	-
41012/B/R	Black	Right	100-240V	16A		20	-
41012/G/L	Grey	Left	100-240V	16A		20	-
41012/G/R	Grey	Right	100-240V	16A		20	-
41016/W	White	-	100-240V	16A		10	-
41016/B	Black	-	100-240V	16A		10	-
41016/G	Grey	-	100-240V	16A		10	-
41018/W	White	-	100-240V	16A		10	-
41018/G	Grey	-	100-240V	16A		10	-