



**NEWGARDEN**




# CREA TORS

*of outdoor & indoor moments*







*proud makers of the 'be happy' spirit*



# MANUFACTURERS & designers of memories



**“ Light is the first element of design, without it, there is no colour, shape or texture. Light is the magic ingredient that makes or modifies a space. We are, therefore, facing one of the most important elements for the creation of memories and experiences.”**

Thomas E. Farin & Benjamin Noriega.





The power of the sun is unimaginable. It is capable of generating life, inspiring our personality or changing our state of mind in seconds. At Newgarden we know about its power. That is why, since our beginnings, its energy has been the protagonist in our products. This is why we have ensured that the majority of our designs are available with a solar option.

*sun is  
our energy*


❤️ 89

❤️ 92

**We recycle.  
We reuse.  
We reduce.**

Nature is our mother, and we love her as such she were our mother. Newgarden works every day to improve all our processes in order to protect and care for our environment. We are not content just with all of our products being recyclable so we have designed Gretita and Greta, two collections of lamps made exclusively from recycled materials.





# *sustainability* **stories.**

## **Nature Lovers.**

ALL OUR PRODUCTS ARE 100% RECYCLABLE AND HAVE A LONG LIFE SPAN, HELPING TO REDUCE WASTE AND PROMOTING RESPONSIBLE CONSUMPTION. FOR EVERY LAMP IN THE GRETA OR GRETITA COLLECTION THAT WE MAKE, WE HELP TO GIVE A SECOND LIFE TO PLASTICS COLLECTED FROM SEAS AND OCEANS.

## **Handmade.**

NATURAL FIBRES SUCH AS HEMP OR BAMBOO ARE WIDELY REPRESENTED IN OUR COLLECTION. BEING HANDMADE, THEY ARE ABLE TO TRANSPORT US TO NATURE AND TO THE MEDITERRANEAN JUST BY LOOKING AT THEM.

## **Think Local.**

WE COLLABORATE WITH SPECIALISED LOCAL PRODUCERS WITHIN THEIR REGIONS - THIS HELPS THEIR ECONOMIES GROWTH AND SUPPORTS INFRASTRUCTURES DEVELOPMENT.



Light & Deco.

FLOOR LAMPS	OKINAWA	22	ENOKI	76	NORAI	107
	SANTORINI	24	LOLA 20 / 45	77	CANDELA	108
	NIZA 165 / 230	26	LOLA SLIM 30	78	KURBY	108
	AMALFI	30	LOLA 20 LUX	80	NÓMADA	109
	LOLA SLIM 120 / 180	32	PANCHITO	82	CUBY PLAY	109
	CHLOE PLANT	34	ROCKET 20	82	BRUNA 80	58
	CHLOE 140	36	CARMEN 45	83	HIAMA	56
	ROCKET 40 / 70 / 145	38	AURORA	84	GRETITA	60
	FITY 100 / 160	40	ALBA	85	GRETA	62
	PANCHO	42	BRUNA GARLAND	86	CHERRY	110
DECORATIVE	LOLA 110 / 165 / 200	44	STELLA	88	PEPITA	112
	CARMEN 110 / 165	46	LUCEO GARLAND	89	PAQUITA	114
	FREDO 140 / 170	48	CHELSEA	90	WALLY	116
	KONIKA 170	50	ALLEGRA	91	BOSSA WALL	118
	GRACE 140 / 170	52	EDY	92	SISINE WALL	118
	SIROCO	54	ELBA	94	SAONA WALL	119
	BRUNA 165	58	SIMONA	96	PETRA HANG	120
	KAKTUS	64	ILARIA	97	CLAUDY HANG	120
	BALANS	65	CHIARA	98	LOLA WALL	121
	GOA	65	POSITANO	99	BULY WALL	121
TABLE LAMPS	SAONA 70 Y 30	66	BENIRRÁS	100	BULY FAMILY	122
	SISINE 70 Y 30	68	SAONA HANG	101	PETRA	124
	BOSSA 30	70	BOSSA, SISINE, CALOBRA, REONA	102	CUBY FAMILY	125
	CHLOE 35	71	PIANETA	104		
	CANDY	72	BITA	106		
	NORAI SLIM 35	74	SORA	106	INDOOR & CHRISTMAS	126

Furniture.

MILOS	134	MALLORCA & ITACA	145	PALMA BOTTLE RACH	152
RASA	136	CUBY	146	WOODY	153
FORMENTERA	138	BORA	147	CORFU & CAPRI 110	154
NEW ISLAND	140	SICILIA	148	PUFY & TAFY	156
SET TARIDA	142	IBIZA	150	CORFU 40 & CAPRI 40	157
MALLORCA & CAPRI 75	144	CRETA	150		

Flowerpots.

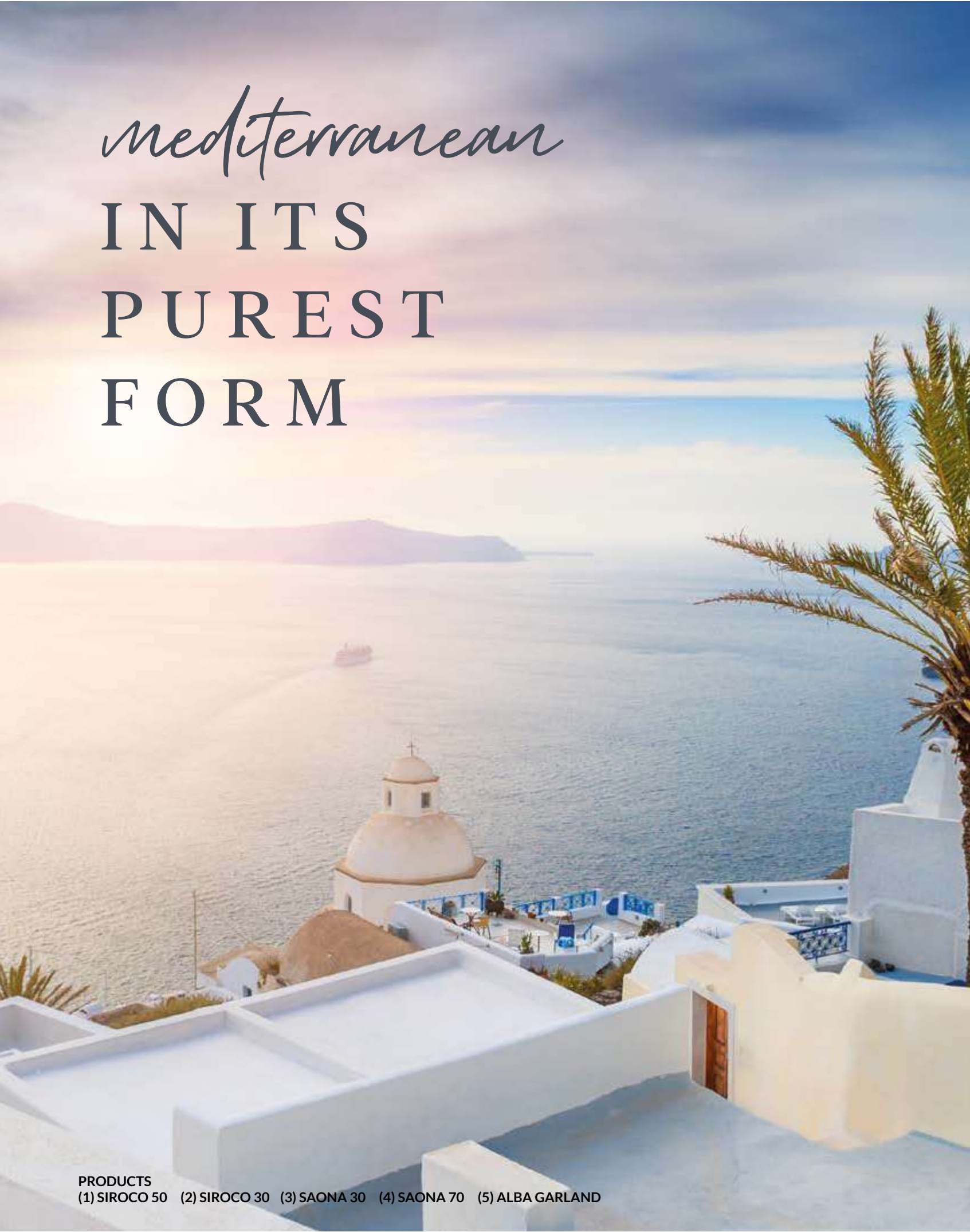
OLIVO	160	FICUS	170	PALMA	175
AZALEA	162	BAMBU	171	GERBERA	176
HORTENSIA	164	JARA	172	CAMELIA	177
MAGNOLIA	166	JUNCO	173	VIOLETA	178
MELISA	168	NARCISO	174		

PRODUCTS  
(1) HIAMA (2) AURORA GARLAND (3) TARIDA SIT (4) NIZA 165  
(5) TARIDA TAB (6) SANTORINI (7) HORTENSIA 30  
(8) CHLOE 140 (9) RASA (10) SIROCO

holidays  
AT  
HOME







PRODUCTS  
(1) SIROCO 50 (2) SIROCO 30 (3) SAONA 30 (4) SAONA 70 (5) ALBA GARLAND



# paradise MODE ON



PRODUCTS  
(1) BRUNA 80 (2) BULY 30 (3) TARIDA SIT ARMS (4) SAONA HANG (5) CALOBRA HANG  
(6) NIZA 230 (7) SISINE HANG (8) SAONA 70 (9) BOSSA 30 (10) TARIDA TAB  
(11) AURORA GARLAND (12) LOLA 110 (13) FITY100 (14) FITY 160 (15) NORAI SLIM 35

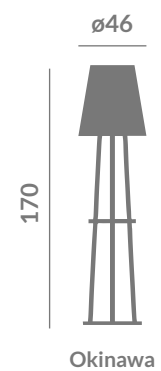




Light &  
Deco.







# Okinawa.

Options

Light | ☒ Solar & battery  

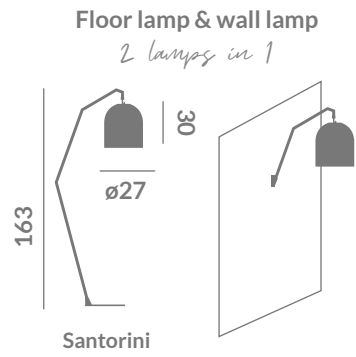
+ Info P. 202




Rechargeable Bulb  
(Battery Version)







Options  
Light | ☒ Battery   
+ Info P. 202



# Santorini.





# Niza 165.

Options

Light



Battery



+ Info P. 201

Floor lamp & wall lamp

2 lamps in 1

73

167

ø40

Niza



Rechargeable Bulb  
(Battery Version)





# Niza 230.

Floor lamp & wall lamp  
*2 lamps in 1+*

Options

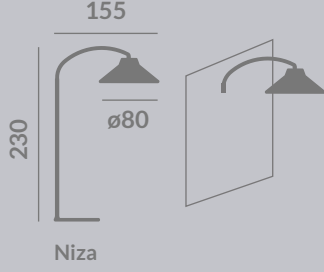
Light



Battery



+ Info P. 201



Niza



Rechargeable Bulb  
(Battery Version)







# Amalfi.



Options  
Light

Battery 

+ Info P. 198



Rechargeable Bulb  
(Battery Version)



LOLA SLIM 120



# Lola Slim.

Options  
Light | Solar & battery

Lola Slim 120

+ Info P. 201

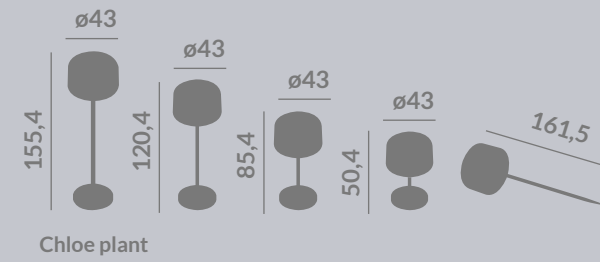
Options  
Light | Cable Solar & battery

Lola Slim 180




+ Info P. 201








Options

Light |  Solar & battery    
+ Info P. 199



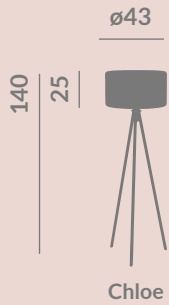
# Chloe Plant.





# Chloe I40.

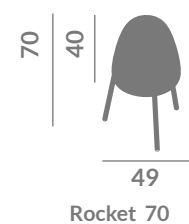
Light & Deco ~ Floor lamps ~ Chloe I40



- Options
- Light
  - Cable
  - Solar & battery
- + Info P. 198



# Rocket.



Rocket 70

## Options

Light

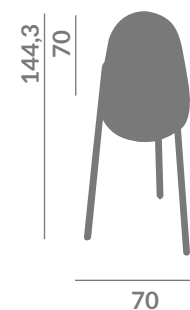


Cable



Solar & battery

+ Info P. 202



Rocket 145

## Options

Light




Cable



Solar & battery

+ Info P. 202



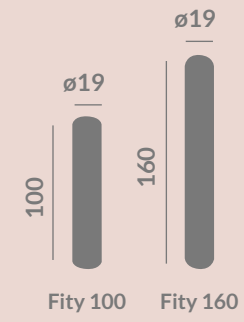
ROCKET 175





FITY 100

# Fity.



Options

Light



Cable



Battery

+ Info P. 199







# Pancho.

61x43

139

  
Pancho

Options

Light


 Cable ☐

 Battery ☒


+ Info P. 202







LOLA 110/165



LOLA 200



LOLA 165

# Lola.

110

ø26.5

Lola 110

165

ø45

Lola 165

200

ø54

Lola 200

Options

Light

Cable

Battery

+ Info P. 200, 201

Light & Deco ~ Floor lamps ~ Lola

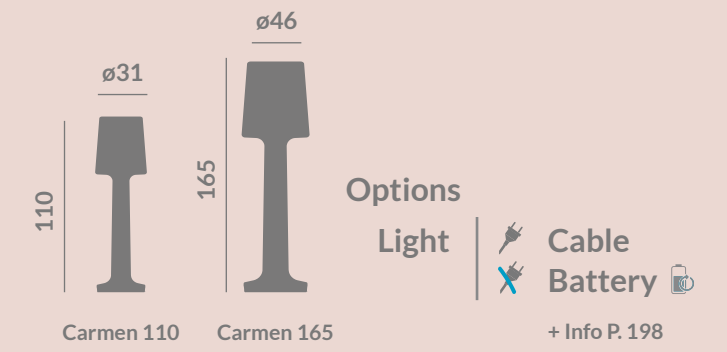
45



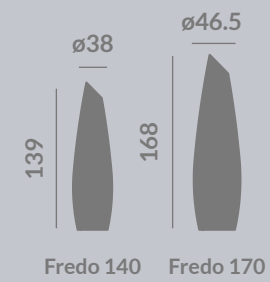


CARMEN 165

# Carmen.







Options

Light



Cable



Battery

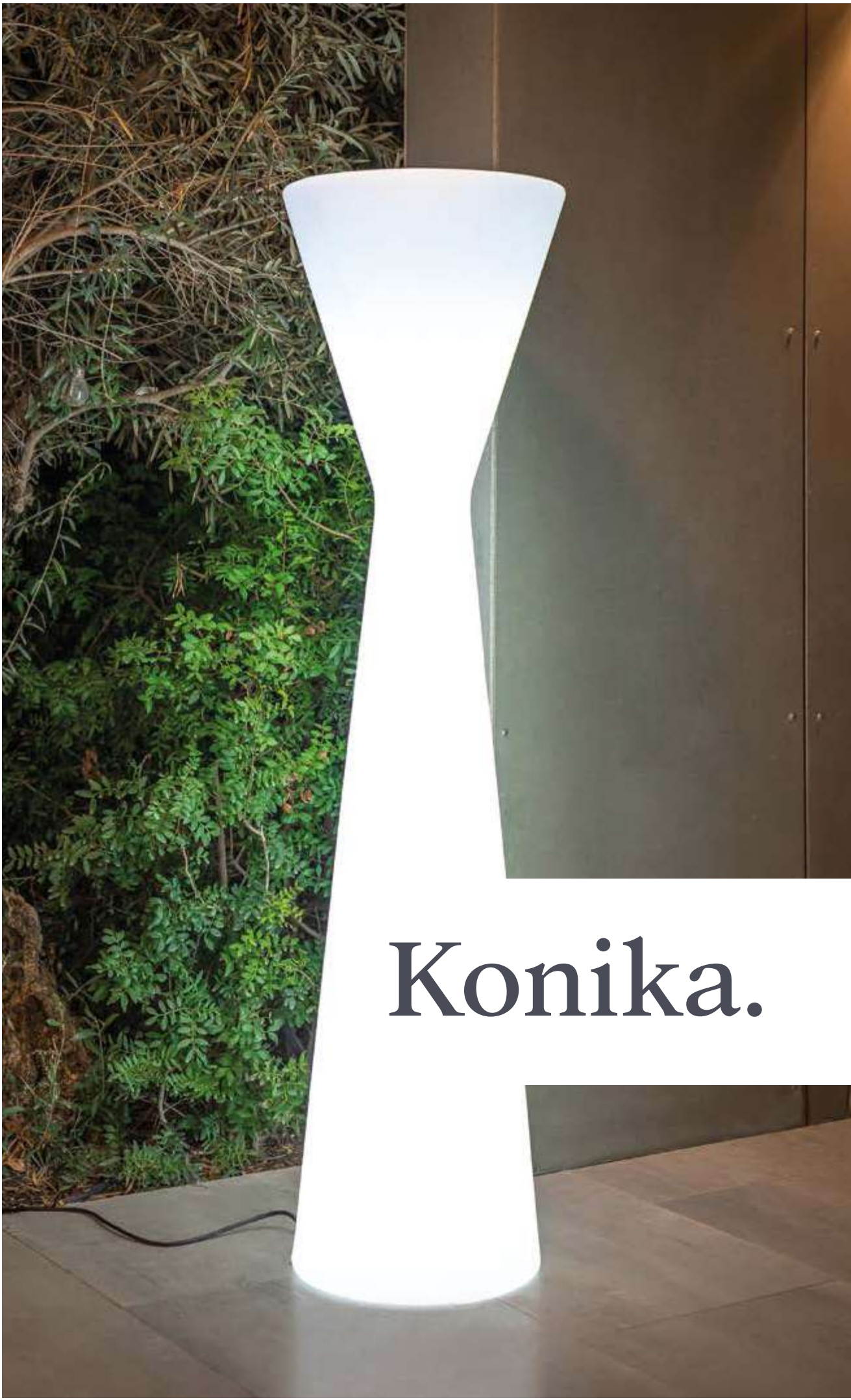


+ Info P. 199

# Fredo.

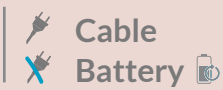




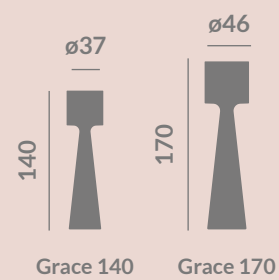




Options  
Light



+ Info P. 200



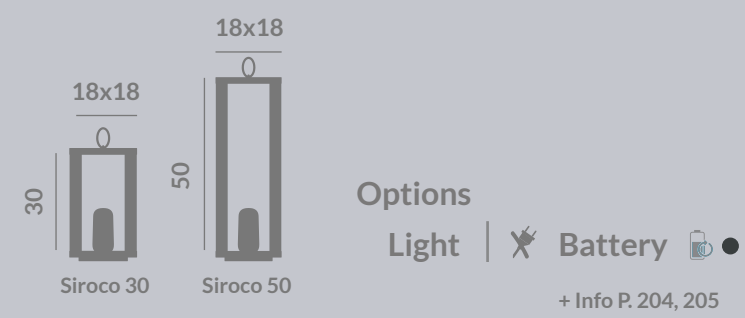
GRACE 170/140



Grace.

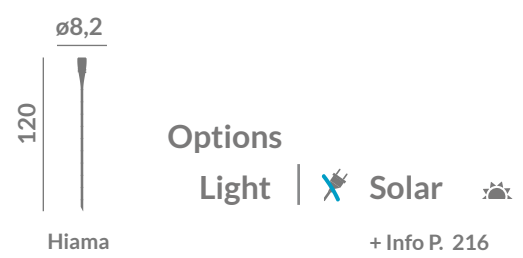


# Siroco.

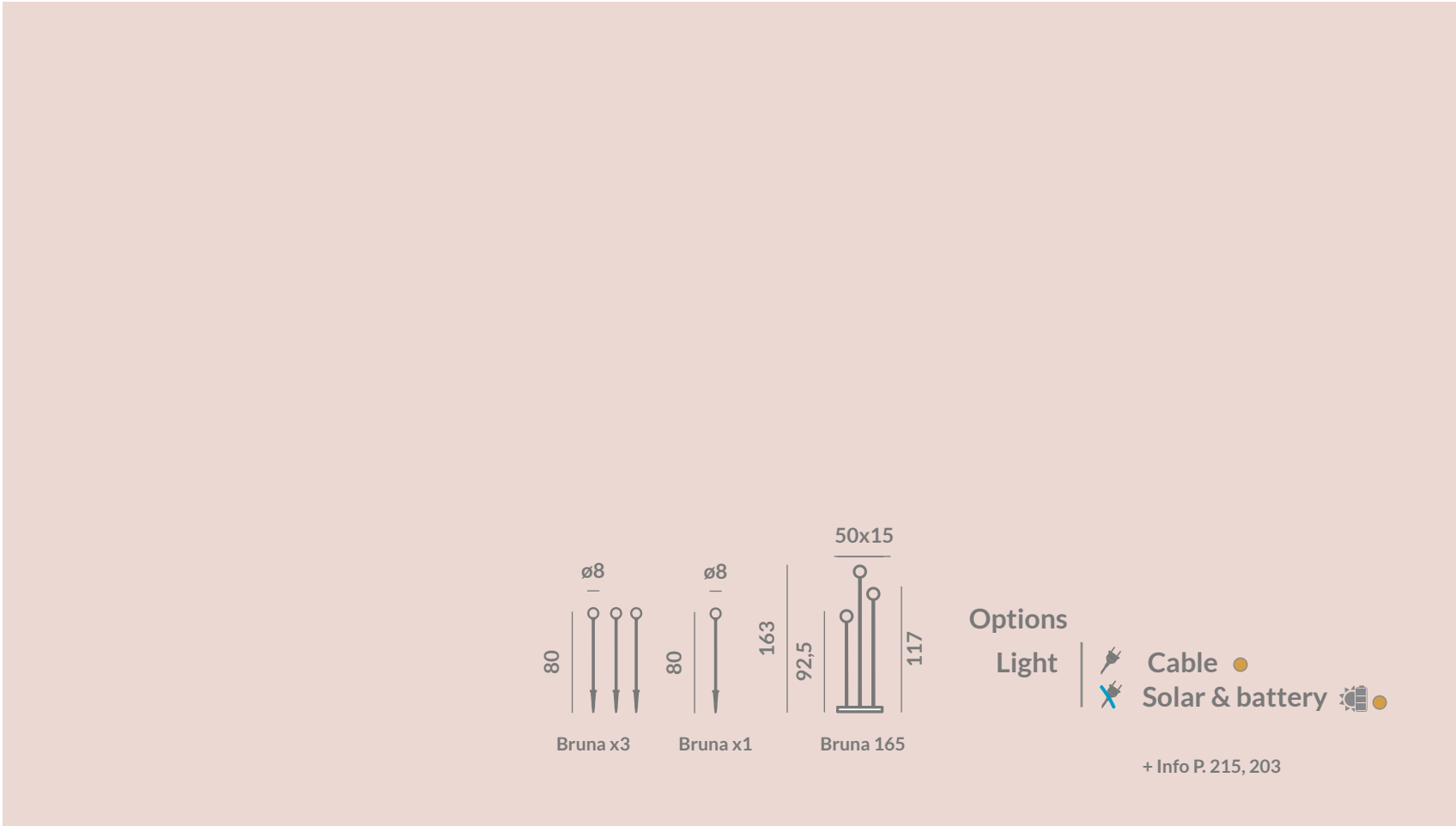




# Hiamo.







BRUNA 165



BRUNA x3







Options

Light

 Solar
 

☒
☐


+ Info P. 216

39

ø7



Gretita

# Gretita.



  
 Made of recyclable  
 materials




# Greta.

  
Made of recyclable  
materials

Options

Light

 Solar & battery

☐ ☒

+ Info P. 216

64






ø16

46

80

27,5

20



Stamps incl

Light & Deco ~ Functional ~ Greta

63



# Kaktus.



Options

Light

Cable

Battery

○

●

+

Info P. 204

44x31

100

Kaktus

Options

Light

Cable

Battery

+

Info P. 203

59x36.5

65

Balans



# Balans.

Options

Light

Cable

Battery

+

Info P. 203

25x29

40

Goa 40

43x49

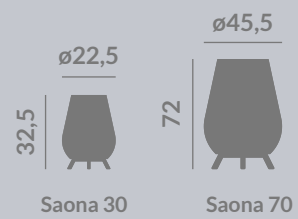
70

Goa 70





# Goa.





Options

Light |  Cable |  Battery

+ Info P. 213, 204






Saona.







Options

Light |  Cable  Battery 

+ Info P. 213, 205

	ø25,5	ø48
32,5		72 
	Sisine 30	Sisine 70

# Sisine.



Rechargeable Bulb  
(Battery Version)







Bossa.

Options  
Light



Battery



32,5



Bossa 30

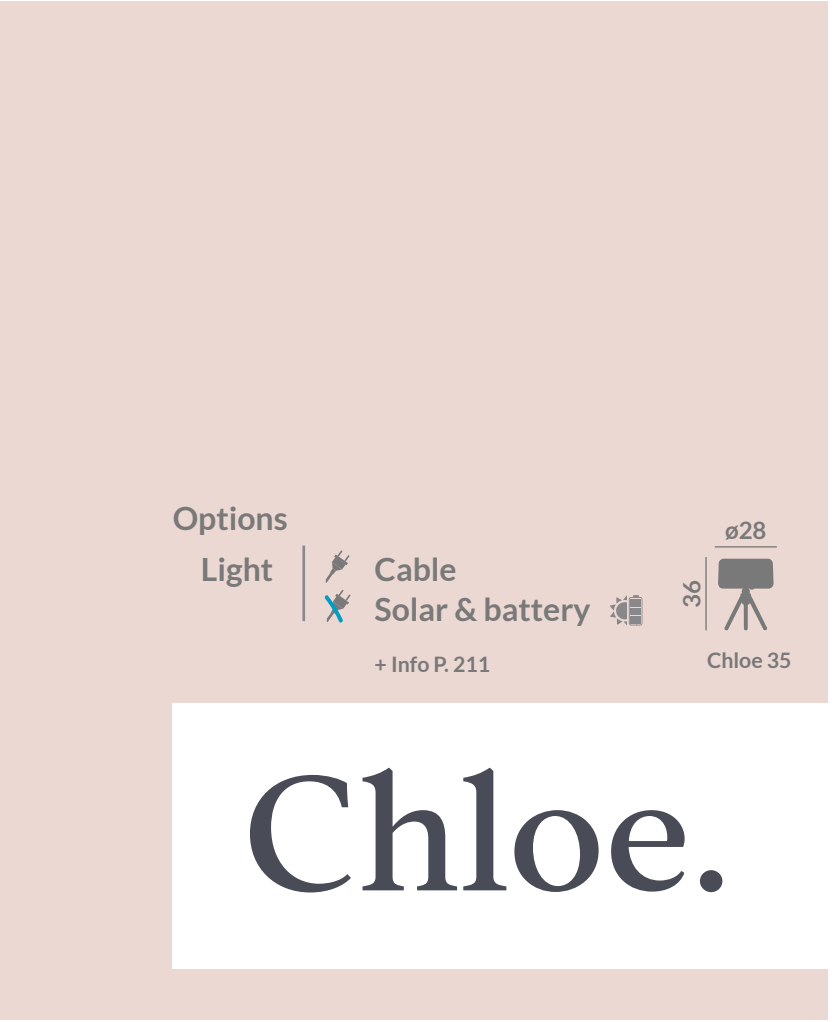


Rechargeable Bulb  
(Battery Version)

ø22,5



Light & Deco ~ Table lamp ~ Bossa / Chloe



Options  
Light



Cable



Solar & battery



36

ø28



Chloe 35

+ Info P. 211

Chloe.



Options  
Light | ✕ Battery  19 |  ø9  
+ Info P. 211 Candy

Candy.



 Flame  
effect



# Norai slim

35 | Ø11,5  
Options  
Light | ✕ Battery ●●●●●  
Norai Slim 35 + Info P. 213








# Enoki.

16,5


25,5




Enoki


Options

Light



Battery






+ Info P. 211

LOLA 45




Options

Light



Cable



Battery

+ Info P. 212

LOLA 30



LOLA 20



# Lola.






# Lola slim



11

32



Options  
Light |  Battery 

Lola Slim 30

+ Info P. 212





# Lola Lux.



Options

Light ☒ Battery ☐

+ Info P. 212







# Panchito.

Options

Light

Battery

○

●

🔋

20,6

16,5

🌵

Panchito

+ Info P. 213

# Rocket.

Options

Light

Battery

🔋

19,4

14,2

Rocket 20

+ Info P. 213

# Carmen.

Options

Light

Cable

🔌

45

ø29

🏠

Carmen 45

+ Info P. 211

Light & Deco ~ Table lamp ~ Panchito / Rocket / Carmen

83





Aurora.



Alba.


Light & Deco ~ Garland ~ Aurora / Alba

Options

Light | Cable | Solar & battery

+ Info P. 205

Aurora



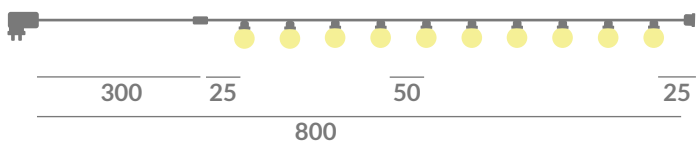
Options

Light | Cable | Solar & battery

+ Info P. 205

Alba





Options

Light



Cable



Solar & battery



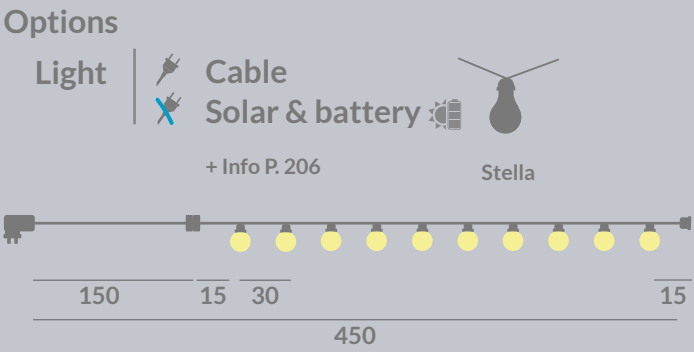
+ Info P. 206

Bruna

Bruna.







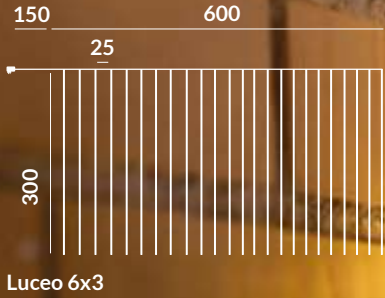
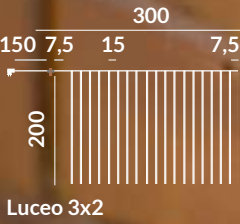
# Stella.

# Luceo.

Options

Light | Cable

+ Info P. 206








Chelsea.

Options  
Light | Cable

+ Info P. 206

Chelsea

300 25 800 50 25



Allegra.

Options  
Light | Cable

+ Info P. 205

Allegra

300 25 500 25





without cables



Made of recyclable materials



# Edy.

Options

Light



Battery



+ Info P. 208



Edy G125



Edy A100







# Elba.

## Options

Light | ✕ Battery 

Plants included

+ Info P. 208

ø38,3



10 | 

Elba 39

ø58,3



15 | 

Elba 59

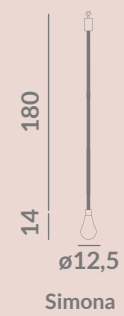


Rechargeable Bulb  
(Battery Version)





# Simona.

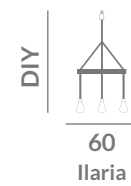


Options  
Light  Solar & battery   
+ Info P. 210



*without cables*

Options  
Light  Solar & battery   
+ Info P. 208



# Ilaria.









*without cables*

Chiara.

Options  
Light

 Solar & battery 

+ Info P. 207



Chiara

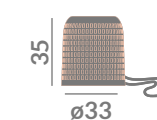


Positano.

Options  
Light

 Battery 

+ Info P. 209



Positano







without cables



# Benirrás.

Options  
Light |  Battery   
+ Info P. 207

35  
ø35  
Benirrás



Rechargeable Bulb  
(Battery Version)

# Saona.

Options  
Light |  Battery   
+ Info P. 210

49  
ø31  
Saona



Rechargeable Bulb  
(Battery Version)







*without cables*

Calobra.

Reona.

Bossa.

Sisine.



Options

Light

Battery

+ Info P. 207

19

ø38

Calobra

Options

Light

Battery

+ Info P. 210

30,5

ø43,5

Reona

Options

Light

Battery

+ Info P. 207

22

ø35

Bossa

Options

Light

Battery

+ Info P. 210

30,5

ø40


Sisine





# Pianeta.

Options  
Light

Cable  
Battery   
+ Info P. 209

ø25



Pianeta 25

ø35



Pianeta 35

ø45



Pianeta 45



Sora.



Bitá.



Options  
Light

Battery  
+ Info P. 210



ø24



Sora

Options  
Light

Battery  
+ Info P. 207



ø17,8



Bitá

Options  
Light

Battery  
+ Info P. 209




ø24



Norai

Norai.





# Candela.

Options  
 Light | Battery   
 + Info P. 203

29 |   
 ø20  
 Candela

# Kurby.

Options  
 Light | Play light&music   
 Solar & battery   
 + Info P. 214, 204

37 |   
 ø27.5  
 Kurby

# Nómada.

Options  
 Light | Play light&music   
 Solar & battery   
 + Info P. 214, 204


30 |   
 ø19  
 Nómada

# Cuby.

Options  
 Light | Play light&music   
 + Info P. 214

43 |   
 43x43  
 Cuby 45






# Cherry.


## Options

## Light


 **Battery**  
**Solar & I**  
+ Info P. 215

12 | 
 ø11  
 Cherry

3 bulbs in 1










Pepita  
40




Pepita  
wall

Options  
Light |  Solar & battery   
+ Info P. 217




ø58,6  
214,5

Pepita 215




ø32  
44,5

Pepita 40




ø32  
35,9  
36

Pepita wall



Hybrid  
lamp



Pepita  
215

Pepita.





Paquita wall

Paquita 215

Paquita 40

Options  
Light

Solar

+ Info P. 216, 217



Paquita 215



Paquita 40



Paquita wall

Paquita.



# Wally.



Made of recyclable materials



Options  
Light



Solar  
Color



+ Info P. 218, 219

12x12



Wally  
square  
12x12x12

12x12



Wally  
pot  
12x12x12

12x18



Wally  
rectangle  
12x12x18

18x18



Wally  
square  
18x18x18

Options  
Light



Solar

+ Info P. 219

ø27



Wally 27  
disk

ø39



Wally 39  
disk







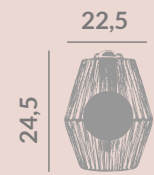
Sisine.



Bossa.



Rechargeable Bulb  
(Battery Version)



Sisine Wall



Bossa Wall



Saona Wall

Options

Light



Battery

+ Info P. 218, 214

Saona.







Claudy.



Petra.



Lola wall.



Buly wall.

Options

Light

50x40

40 x 29

60 x 44

20

20

30

Claudy hang

Petra 40 hang

Petra 60 hang

+ Info P. 215, 218

Options

Light

20x26

ø20

35

Lola wall

Buly wall

+ Info P. 216, 214



Options

Light

Cable

Solar & battery

Floating

Solar

○

☀️🔋

🛶

☀️

+ Info P. 220, 221

17	ø20	ø30	ø40	ø50	ø60	ø78
26.5	35	44	55	69		
Buly 20	Buly 30	Buly 40	Buly 50	Buly 60		Buly 80


Buly.

Light & Deco ~ Essentials ~ Buly

123



# Petra.



Options

Light

Cable  
 Solar & battery  
 Solar

+ Info P. 222

40 x 29

60 x 44

20

30

Petra 40

Petra 60



Cuby.

Options

Light

Cable  
 Solar & battery  
 Solar

+ Info P. 221, 222

20x20

32x32

40x40

43x43

43x43

20

32

40

43

53

Cuby 20

Cuby 32

Cuby 40

Cuby 45

Cuby 53






Winter &  
Christmas.






# INDOOR COLLECTION


 Ask us and discover our complete Indoor Collection.  
Catalogue available.

- PRODUCTS  
(1) BULY INDOOR   (2) AMALFI 80 HANG INDOOR  
(3) SAONA INDOOR   (4) LOLA SLIM 30  
(5) SAONA HANG INDOOR   (6) LOLA SLIM 180  
(7) SISINE 70 INDOOR





# CHRISTMAS COLLECTION

 Ask us and discover our complete Christmas Collection.  
Catalogue available.

PRODUCTS  
(1) PALLINA GARLAND (2) BIANCA GARLAND  
(3) LUA (4) GIFTY FAMILY (5) SISINE STAR 60  
(6) PINUS FAMILY

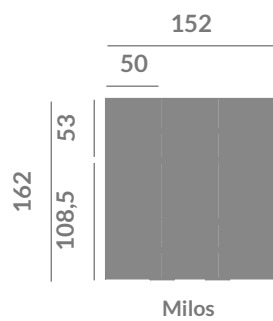




Furniture.








Options

Nature

+ Info P. 227

Lights and plants  
not included



Milos.



# Rasa.

Options


Color

+ Info P. 225

37

203x80

Rasa






Furniture ~ Seats ~ Rasa






# Formentera.

## Options

Light |  Cable  
 Solar + Battery 

Color | 

Textile accessories








# New Island.



## Options

Light

-  Cable
-  Solar + battery 

Color

- 

+ Info P. 224, 225

	210x81.5	80x81	100x100
71		80.5 	35 
	Jamaica	Aruba	Martinica





Options

- Light
- Solar & battery

Play light&music

Color



+ Info P. 224, 226

66

77x59

Tarida sit

30

45x59

Tarida tab

66

77x69

Tarida sit arms

# Tarida Set.





# Capri & Mallorca.



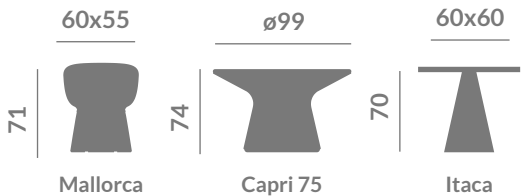
### Options

Light |  Cable  
 Solar + Battery 

Color | 

+ Info P. 223, 225

Capri cover included  
 Itaca weight stability included



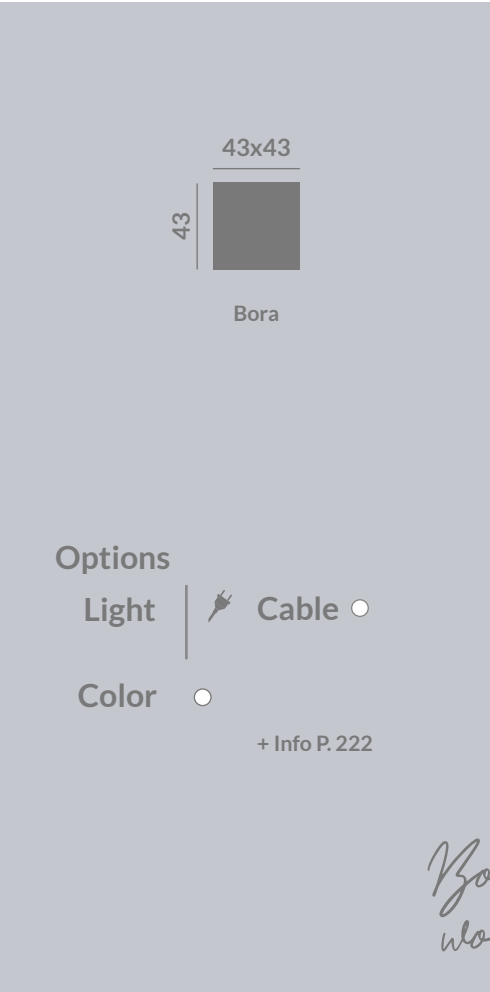
# Itaca & Mallorca.







Bora  
Marble



Bora  
wood







Options

Light |  Cable  Solar + Battery 

Color | ●

+ Info P. 227

75	75	75	120
			
118	118	118	
Sicilia 75		Sicilia 120	

Sicilia.



Options

Light

Cable

Solar + Battery

Color

+ Info P. 227, 226

Cover included - Shelf not included

119x59


120x59

110

110

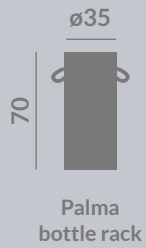
Ibiza



Creta









# Palma Bottle Rack



Options  
Light ✕ Solar + Battery   
Cooler accessory  
available  
+ Info P. 227 



Options  
Light ✕ Play light&music   
✕ Solar + Battery   
Cooler accessory included  
+ Info P. 228 

# Woody.









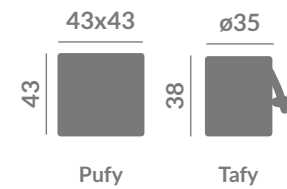
# Pufy&Tafy.



Options

Color | ☐ ☒

+ Info P. 225, 226



# Capri&Corfu.

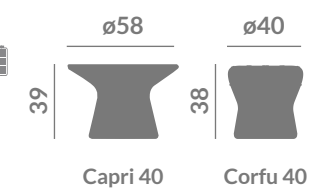
Options

Light | ☒ Solar + Battery

Color | ☐

+ Info P. 223, 224

Capri cover included





Flowerpots.







# Olivo.

Flowerpots ~ Olivo



Options  
Color



+ Info P. 237, 238



Olivo 50



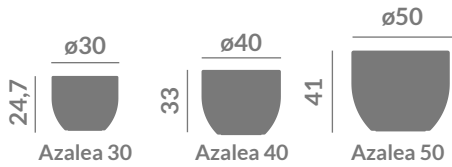
Olivo High



Olivo Large



Options  
Color | ○ ● ● ● ●  
+ Info P. 228, 229



# Azalea.




AZALEA 30

Flowerpots ~Azalea



# Hortensia.



## Options

Color | ○ ● ● ● ● ● ●

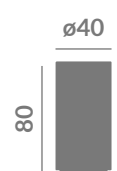
+ Info P. 232, 233



Hortensia 30



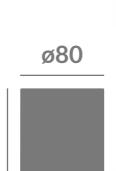
Hortensia 40



Hortensia 40  
high



Hortensia 50



Hortensia 80

## Lift Accessory

Available only for Hortensia 30 ● ●



HORTENSIA 40





Flowerpots - Hortensia



Options

Light

 Cable
  Solar & battery

Color

☐ ☒ ☐ ☐ ☐

+ Info P. 234, 235

29

ø30

Magnolia 30

43

ø45

Magnolia 45

57

ø57

Magnolia 60

76

ø80

Magnolia 80

114

ø120

Magnolia 120

152

ø160

Magnolia 160

big size XXL



MAGNOLIA 120

MAGNOLIA 45



Flowerpots ~ Magnolia



MAGNOLIA 30



MAGNOLIA 60

MAGNOLIA 45



Magnolia.



# Melisa.

MELISA 30



MELISA 40





MELISA 50








## Options

Light

 Cable

 Solar & battery 

Color

+ Info P. 236

30x30

58

Melisa 30

40x40

90

Melisa 40

50x50

110

Melisa 50

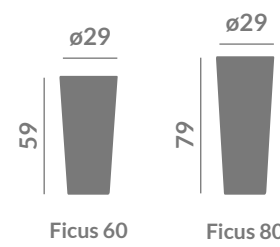


## Options

Light |  Cable  
 Solar & battery 

Color |    

+ Info P. 231



# Ficus.



FICUS 60








BAMBU 70

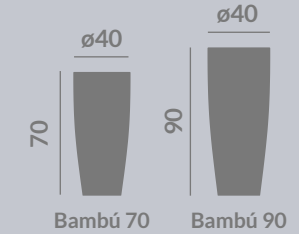


## Options

Light |  Cable  
 Battery 

Color |     

Cooler accessory   
+ Info P. 229



# Bambú.







# Jara.

Options

Color | ☐ ☒ ☐ ☐ ☐ ☐

+ Info P. 233, 234

32 | 100x35

Jara 100x35

36 | 100x40

Jara 100x40

# Junco.

Options

Light | ☒ Cable ☒ Solar & battery ☐

Color | ☐ ☒ ☐ ☐ ☐

+ Info P. 234

80 | 80x32

Junco 80

173



# Narciso.



NARCISO 60



NARCISO 40



Options

Light ☐ Cable ☒ Solar & battery

Color ☐ ☒ ☐ ☐ ☐ ☐ ☐

+ Info P. 236, 237

32	35x35	40x40
	Narciso 35	Narciso 40
45	49x49	59x59
	Narciso 50	Narciso 60

Options

Light ☐ Cable ☒ Solar & battery

+ Info P. 238

70	ø35
	Palma 70

# Palma.



# Gerbera.

GERBERA 33



GERBERA 45



## Options

Color | ☐ ☐ ☒ ☐ ☐ ☐ ☐  
+ Info P. 231, 232



# Camelia.



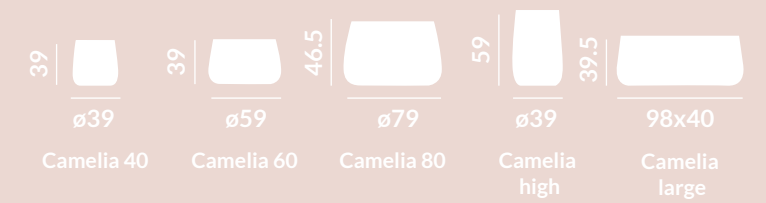
Flowerpots ~ Gerbera / Camelia



## Options

Light | Cable  
 Solar & battery

Color | ☒ ☐ ☐ ☐ ☐  
+ Info P. 229, 230







# Violeta.

Options

- Light
-  Cable

 Solar & battery 

Color     

+ Info P. 238, 239

33



Violeta 30

43



Violeta 40

60



Violeta 55





**Technical  
Data.**



# Technical Data.

1. Materials
2. Polyethylene Textures
3. Colours & Finishes
4. Use according to IP
5. Lighting System
6. Glossary
7. Measurement & References
.Lighting
. Floor lamps
. Decorative
. Garlands
. Portable Hanging lamps
. Table Lamps
. Speakers
. Functional
. Essentials
.Furniture
. Tables
. Seats
. Bar
. Flowerpots

# I. Materials.

	MATERIAL	FIND IT AT:
Plastic	Polyethylene (PE)	It is mainly found in products manufactured by rotational moulding.
	ABS	Enoki, Chiara, Norai, Bitá, Sora
	PVC	Covering of the garlands bulbs, Luceo, Cherry
	Silicone	Rocket 20, Panchito
	Polyamide	Nómada
	PP Difusor	Lola Slim 30, Lola 20, Wally family
	Recycled Plastic	Greta, Gretita, Candy, Edy, Wally
Metal	Painted Iron	Chloe Plant, Lola slim, Amalfi, Niza, Bruna, Siroco, Hortensia Lift
	Aluminium	Cooler
	Steel	Weight Paquita, Pepita & Fity
Organic	Phenolic Compounds	Itaca, Creta accesory
	Bamboo*	Reona, Ilaria, Tarida Arms, Hiama, Okinawa
	Rattan*	Amalfi, Bossa, Calobra, Saona, Santorini
	Jute*	Allegra, Aurora garlands
	Seagrass *	Benirrás, Positano, Sisine, Niza, Milos
	Beechwood *	Chloe, Rocket family
	Esparto *	Alba
Glass	Glass	Chiara, Ilaria, Simona Bulbs
Fabric	Composition: 80% PVC 18% PES 2% PU	Formentera Mattres & Pillow, Tarida Sit
Vegan Leather	Synthetic leather. Polyurethane.*	Kurby, Woody
Ceramic		Bora marble
Methacrylate	PMMA: High resistance to external aggressions Non-porous surface	Creta, Ibiza, Tarida tab, Capri family, Sicilia. Lola 20 Lux

Some products may have a combination of several materials, in which case we will refer to the predominant material of the product.

(\*)For the proper maintenance, it is advisable to protect them form rain, direct exposure to the sun and sudden changes in temperatures. Bamboo, rattan beechwood or seaweed are natural materials, reason why changes of colour or cracks can happen. If they are going to be exposed to natural elements, it is recommended to protect them regularly with some oil or varnish appropriate for each specific material, so the protection to rain and UVA rays will be prolonged and the life of the product can be extended. To clean them up, use a cloth or a brush to remove dust and rub gently with a slightly moistened sponge.



## 2. Polyethlyne Textures.

Newgarden's products made of polyethylene have a visually smooth and softly granulated finish that is very pleasant to the touch.



**SMOOTH TEXTURE**  
Polyethylene

The rustic finish can be found in a very specific selection of flowerpots.



**RUSTIC TEXTURE**  
Polyethylene

## 3. Colours & Finishes.

### TRANSLUCENT POLYETHYLENE & ABS



**TRANSLUCENT WHITE**  
Polyethylene



**TRANSLUCENT LIME**  
Polyethylene

### OPAQUE polyethylene



**OPAQUE WHITE**  
Polyethylene



**OPAQUE BLACK**  
Polyethylene



**OPAQUE BRONZE**  
Polyethylene



**OPAQUE ANTHRACITE**  
Polyethylene



**OPAQUE TERRACOTTA**  
Polyethylene



**OPAQUE TAUPE**  
Polyethylene

### Other materials



**OPAQUE GLOSSY WHITE**  
ABS



**OPAQUE GLOSSY BLACK**  
ABS



**OPAQUE WHITE**  
Metal



**OPAQUE MINT**  
Metal



**OPAQUE BRASS**  
Metal



**OPAQUE ROSE GOLD**  
Metal



**OPAQUE SPACE GREY**  
Metal



**OPAQUE ANTHRACITE**  
Metal



**OPAQUE LIME**  
Metal



**OPAQUE WOOD EFFECT**  
Metal



**OPAQUE GREY**  
ABS



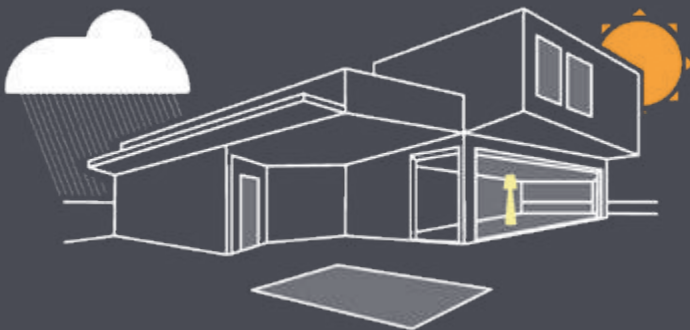
**OPAQUE BEIGE**  
ABS

## 4. Use according to IP

Here you can find information about the possible uses of Newgarden's products according to their IP (index of protection of the electrical or electronic system against external agents)



Newgarden's products with IP20 can only be used indoors, the electrical system, switches or cables must be protected from direct contact with water. Note that, although the product is made of Polyethylene, which is resistant to the outside, the electrical system is designed for **indoor use only**.



Newgarden's products with IP 43 / 44 can be used outdoors, it is protected against dust and weak and very moderate rain. **If these product also has accessories made of natural fibres, wood or metal parts, it is advisable to protect it from direct contact with water and humidity.** Store in a dry place after use. In the event of rain or very adverse weather conditions, it should be protected from the elements to avoid future problems.



Newgarden's products with IP 54 **can be used outdoors, as they are protected against dust and light rain.** If these product also has accessories made of natural fibres, wood or metal parts, it is advisable to protect it from direct contact with water and humidity. Store in a dry place after use. In case of rain or very adverse weather conditions it must be protected from the weather to avoid future problems.



Newgarden's products with IP 65 **can be used outdoors, they are airtight against dust and rain. If these product also has accessories made of natural fibres, wood or metal parts, it is advisable to protect it from direct contact with water and humidity.** Store in a dry place after use. In case of rain or very adverse weather conditions it must be protected from the weather to avoid future problems.



Newgarden's products with IP 68 can be used outdoors, they are airtight against dust and rain. **They are also floating (not submersible) so they can be used in the pool.** In case of very adverse weather conditions they must be protected from the elements to avoid future problems.





# 5. Lighting System

CABLE



## CABLE OUTDOOR USE | LIGHT BULB

FEATURES

White LED light Bulb 6500K(INCLUDED)

IP65

Outdoor & indoor use



## CABLE OUTDOOR USE | LIGHT TUBE

FEATURES

White LED light Tube 6500K(INCLUDED)

IP65

Outdoor & indoor use



## JUTE CABLE OUTDOOR USE | LIGHT TUBE

FEATURES

White LED light Tube 6500K(INCLUDED)

IP65

Outdoor & indoor use



\* LED white light Tube 2700K(INCLUDED) Aviable



## JUTE CABLE OUTDOOR USE | LIGHT BULB

FEATURES

LED light bulb range 2700 to 6500K (warm, cold and neutral) (INCLUDED)

Remote control(INCLUDED)

Dimmable - Adjustable light intensity and temperature

IP65

Outdoor & indoor use



## JUTE CABLE OUTDOOR USE | INTEGRATED LIGHT

FEATURES

Warm LED light 4000K(INTEGRATED)

Touch control

Dimmable - Adjustable light intensity

IP44

Outdoor & indoor use



## BRUNA CABLE OUTDOOR USE | INTEGRATED LIGHT BULB

FEATURES

Warm LED light 3000K(INTEGRATED)

IP44

Outdoor & indoor use







## TRANSPARENT CABLE INDOOR USE | LIGHT BULB

### FEATURES

- Warm LED light 2700K(INCLUDED)
- Hand switch
- IP20** — Indoor use



Carmen  
45



## GARLANDS CABLE OUTDOOR USE | LIGHT BULB

### FEATURES

- Warm LED light 2700K(INCLUDED)
- Connect multiple garlands
- IP44** — Outdoor & indoor use




Allegra  
White




Allegra  
Black



Allegra  
Pink



Bruna  
White



Bruna  
Turquoise



Chelsea



## GARLANDS CABLE OUTDOOR USE | RGB LIGHT

### FEATURES

- RGB LED light bulb 2700K(INTEGRATED)
- Remote control (INCLUDED)
- IP44** — Outdoor & indoor use



Allegra  
Black  
RGB



## GARLAND TRANSPARENT CABLE OUTDOOR USE | INTEGRATED LIGHT

### FEATURES

- Warm LED light 2700K(INTEGRATED)
- Connect multiple garlands
- IP44** — Outdoor & indoor use



Luceo  
3x2



Stella



## GARLAND TRANSPARENT CABLE OUTDOOR USE | INTEGRATED LIGHT

### FEATURES

- Warm LED light 2700K(INTEGRATED)
- IP44** — Outdoor & indoor use



Luceo  
6x3



## GARLANDS JUTE CABLE OUTDOOR USE | LIGHT BULB

### FEATURES

- Warm LED light 2700K(INCLUDED)
- Connect multiple garlands
- IP44** — Outdoor & indoor use



Alba



Allegra



Aurora



## SOLAR + RECHARGEABLE BATTERY INDOOR & OUTDOOR USE

### FEATURES

- Warm LED light 3000K(INTEGRATED)
- Twilight sensor
- IP65** — Outdoor use



Bruna  
x1



Bruna  
x3



Greta



## SOLAR + RECHARGEABLE BATTERY

- Warm LED light Bulb 2700 (INCLUDED)
- Remote control(INCLUDED)
- Dimmable - Adjustable light intensity
- IP54** — Outdoor & indoor use



Chiara



Cherry  
Solar



Ilaria



Okinawa



Simona

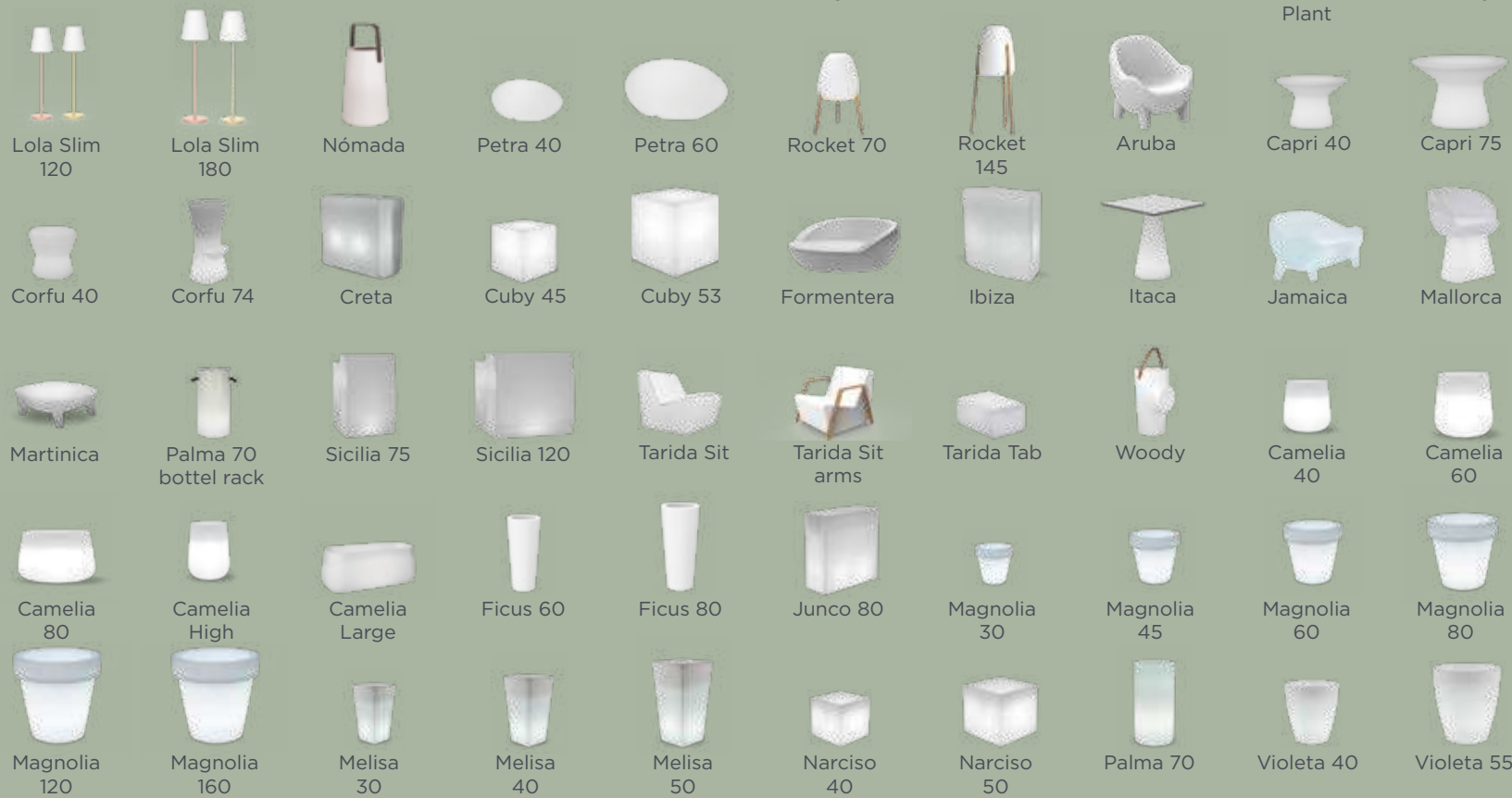






## SOLAR + RECHARGEABLE BATTERY INDOOR & OUTDOOR USE

- RGB LED light Bulb (INCLUDED)
- Integrated LED light range 2700 to 6500K (warm, cold and neutral) (INCLUDED)
- Remote control (INCLUDED)
- Twilight sensor
- Dimmable - Adjustable light intensity
- IP65 — Outdoor & indoor use



Buly 20 / 30 / 40  
Floating, Non sumersible



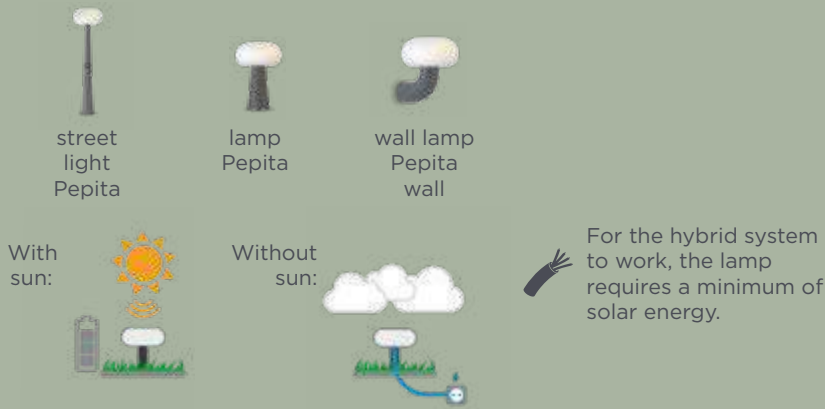
## SOLAR + RECHARGEABLE BATTERY INDOOR & OUTDOOR USE

- Warm LED light Bulb 2700 (INCLUDED)
- Twilight sensor
- IP44 — Outdoor & indoor use



## SOLAR HYBRID OUTDOOR USE | INTEGRATED LIGHT

- Solar Charge & power supply
- Warm LED light Bulb 4000K (INTEGRATED)
- Remote control (INCLUDED)
- Twilight sensor
- Motion sensor
- IP65 — Outdoor use



## SOLAR OUTDOOR USE | INTEGRATED LIGHT

- Only solar charge
- Warm LED light Bulb 4000K (INTEGRATED)
- Remote control (INCLUDED)
- Twilight sensor
- Motion sensor
- IP65 — Outdoor & indoor use



## SOLAR OUTDOOR USE | INTEGRATED LIGHT GRETITA & WALLY

- Solar charge only
- Warm LED light Bulb 3500K (INTEGRATED)
- Twilight sensor
- IP65 — Outdoor & indoor use











## SOLAR

OUTDOOR USE | INTEGRATED LIGHT WALLY




- FEATURES
-  Only solar charge
  -  Warm LED light Bulb 4000K (INTEGRATED)
  -  Twilight sensor
  -  Motion sensor
  - IP65** Outdoor & indoor use






## SOLAR

OUTDOOR USE | INTEGRATED LIGHT HIAMA





- FEATURES
-  Only solar charge
  -  Flame LED effect Bulb 1700K (INTEGRATED)
  -  Twilight sensor
  - IP65** Outdoor & indoor use





## SOLAR AUTOMATIC

OUTDOOR USE | INTEGRATED LIGHT

- FEATURES
-  Solar charge only
  -  White LED light Bulb 6500K (INCLUDED)
  -  Twilight sensor
  -  Floating, Non submersible
  - IP68** Outdoor & indoor use






# RECHARGEABLE BATTERY



## RECHARGEABLE BATTERY

INDOOR & OUTDOOR USE | PANCHITO & ROCKET




- FEATURES
-  Warm LED light Bulb 2700K (INCLUDED)
  -  Tapping control
  -  Dimmable - Adjustable light intensity
  - IP43** Outdoor & indoor use





## RECHARGEABLE BATTERY

INDOOR & OUTDOOR USE | CHERRY BULB




- FEATURES
-  Warm LED light Bulb 2700K (INCLUDED)
  -  Remote control(INCLUDED)
  -  Dimmable - Adjustable light intensity
  - IP54** Outdoor & indoor use





## RECHARGEABLE BATTERY

INDOOR & OUTDOOR USE | LIGHT BULB




- FEATURES
-  Integrated LED light range 2700 to 6500K (warm, cold and neutral) (INCLUDED)
  -  Remote control(INCLUDED)
  -  Dimmable - Adjustable light intensity and temperature
  - IP65** Outdoor & indoor use





## RECHARGEABLE BATTERY

INDOOR & OUTDOOR USE |

- FEATURES
-  Warm LED light bulb 2700K/3000K (INCLUDED)
  -  Touch control
  -  Dimmable - Adjustable light intensity
  - IP44** Outdoor & indoor use







RECHARGEABLE BATTERY INDOOR & OUTDOOR USE | RGB LIGHT TUBE

- FEATURES
- RGB LED light Tube (INCLUDED)
  - Remote control(INCLUDED)
  - Dimmable - Adjustable light intensity and temperature
  - IP54 Outdoor & indoor use



RECHARGEABLE BATTERY INDOOR & OUTDOOR USE | LIGHT BULB

- FEATURES
- RGB LED light Bulb (INCLUDED)
  - Integrated LED white light Bulb (INCLUDED)
  - Remote control (INCLUDED)
  - Dimmable - Adjustable light intensity
  - IP65 Outdoor & indoor use



RECHARGEABLE BATTERY INDOOR & OUTDOOR USE | EDY

- FEATURES
- Warm LED light Bulb 2700K (INCLUDED)
  - Remote control(INCLUDED)
  - Dimmable - Adjustable light intensity
  - IP54 Outdoor & indoor use



RECHARGEABLE BATTERY INDOOR & OUTDOOR USE | CANDY

- FEATURES
- Flame LED effect Bulb (INTEGRATED)
  - Integrated warm LED light Bulb (INTEGRATED)
  - Remote control (INCLUDED)
  - Dimmable - Adjustable light intensity
  - IP54 Outdoor & indoor use



RECHARGEABLE BATTERY INDOOR & OUTDOOR USE | LOLA 20 BATTERY

- FEATURES
- RGB LED light Bulb (INTEGRATED)
  - White LED light Bulb (INTEGRATED)
  - Touch control
  - IP43 Outdoor & indoor use



REPLACEABLE BATTERIES INDOOR USE | LOLA 20 AAA

- FEATURES
- RGB LED light Bulb (INTEGRATED)
  - Smooth mode only - automatic change of colours
  - Indoor use
  - IP20



WALL OUTDOOR USE | BULB LIGHT NOT INCLUDED

- FEATURES
- Installation required
  - E27 light bulb base
  - IP44 Outdoor use & indoor use





# PLAY: LIGHT & MUSIC



## PLAY: LIGHT & MUSIC RECHARGEABLE BATTERY

INDOOR & OUTDOOR USE | INTEGRATED LIGHT & SPEAKERS

### FEATURES

- Integrated Speakers
- Bluetooth connection
- RGB LED light Bulb (INCLUDED)
- Integrated White LED bulb
- Remote control (INCLUDED)
- Dimmable - Adjustable light intensity
- IP43** — Outdoor & indoor use



Cuby 45



Kurby



Nómada



Tarida  
tab



Woody

# HANG



## HANG OUTDOOR USE | BULB LIGHT NOT INCLUDED

### FEATURES

- Installation required
- E27 bulb cap
- IP44** — Outdoor use & indoor use



Claudy



Petra 40  
hang



Petra 60  
hang



## HANG OUTDOOR USE | BULB LIGHT INCLUDED

### FEATURES

- Installation required
- Integrated LED light range 2700 to 6500K (warm, cold and neutral) (INCLUDED)
- Remote control(INCLUDED)
- Dimmable - Adjustable light intensity and temperature
- IP44** — Outdoor use & indoor use



Pianeta  
25



Pianeta  
35



Pianeta  
45

## 6. Glossary.



**COLD LIGHT**  
LUZ FRÍA



**RGB LIGHT**  
LUZ RGB



**WARM LIGHT**  
LUZ CÁLIDA



**WARM PORTABLE RECHARGEABLE  
LIGHT BULB**  
BOMBILLA RECARGABLE PORTÁTIL LÚZ  
CÁLIDA



**LED TUBE**  
TUBO LED



**FLAME EFFECT LED LIGHT**  
LUZ LED EFECTO LLAMA



**REMOTE CONTROL**  
MANDO A DISTANCIA



**DIMMER**  
DIMABLE



**TWILIGHT SENSOR**  
SENSOR CREPUSCULAR



**MOTION SENSOR**  
SENSOR DE MOVIMIENTO



**ELECTRIC CHARGE (DRIVER NOT  
INCLUDED)**  
CARGA ELÉCTRICA (DRIVER DE CARGA  
NO INCLUIDO)



**HANGING**  
COLGANTE



**INTEGRATED SPEAKER**  
ALTAVOZ INTEGRADO



**FLOATING (NON SUBMERSIBLE)**  
FLOTANTE (NO SUMERGIBLE)



**TOUCH CONTROL**  
CONTROL TÁCTIL



**MADE OF RECYCLED MATERIALS**  
FABRICADO CON MATERIALES  
RECICLADOS



**ARTIFICIAL PLANTS INCLUDED**  
PLANTAS ARTIFICIALES INCLUIDAS



**PLANTATION VOLUME**  
VOLUMEN DE PLANTACIÓN

This technical catalogue is subject to periodic updates, the measurements or finishes may vary in future revisions.



# 7. Measurement & References.

FLOOR LAMPS _____ P 198	GARLANDS _____ P 205	TABLE LAMPS _____ P 211	FUNCTIONAL _____ P 214
DECORATIVE _____ P 203	PORTABLE HANG__ P 207	SPEAKERS _____ P 214	ESSENTIAL _____ P 220

## FLOOR LAMPS

### AMALFI | NATURE COLLECTION

OPTIONS

Rechargeable Battery | Indoor & outdoor use | Black colour

+ Cherry bulb included

Packaging: 57 x 64 x 51,5 cm | Gross Weight (Packaged Weight): 8,36kg

Im

REFERENCES

900 LUMAMA145BXWLNW

### CARMEN 110

OPTIONS

Rechargeable Battery | Indoor & outdoor use

Cable | Indoor & outdoor use

Packaging: 31,5 x 31,5 x 112,5 cm | Gross Weight (Packaged Weight): 4,5kg | Floor anchorage included.

Im

REFERENCES

360 LUMCR110WLNW

1.600 LUMCR110OFNW

### CARMEN 165

OPTIONS

Rechargeable Battery | Indoor & outdoor use

Cable | Indoor & outdoor use

Packaging: 46,4 x 46,4 x 165,5 cm | Gross Weight (Packaged Weight): 9,5kg | Floor anchorage included.

Im

REFERENCES

415 LUMCR165WLNW

2.000 LUMCR165OFNW

### CHLOE 140

OPTIONS

Solar & Rechargeable Battery | Indoor & outdoor use

Cable Jute | IN&OUT Indoor & Outdoor use

Packaging: 31,6 x 46 x 123 cm | Gross Weight (Packaged Weight): 5,2 kg

Im

REFERENCES

600 LUMCHL140SSNW

860 LUMCHL140INOUTNW

GLOSSARY This technical catalogue is subject to periodic updates, the measurements or finishes may vary in future revisions.

White light (included) Warm light (included) RGB light (included) Warm light portable rechargeable battery (included) Led tube lighting (included) Led light flame effect Twilight sensor Motion sensor Electric charge (driver not included) Remote control (included) Dimmable Hanging product Floating, not submersible Integrated speakers Touch control Volumen of the plantation area **IP** Indicates the level of protection of the electrical or electronic equipment against the entry of external agents: dust or water Made of recyclable materials Artificial plants included

### CHLOE PLANT

OPTIONS

Solar & Rechargeable Battery | Indoor & outdoor use | Wood colour

Packaging: 45,5 x 45,5 x 45,5 cm | Gross Weight (Packaged Weight): 13,5kg

Im

REFERENCES

600 LUMCHLPLTSSNW

### FITY 100

OPTIONS

Rechargeable Battery | Indoor & outdoor use

Cable Jute | Indoor & outdoor use

Cable Jute | Indoor & outdoor use

Packaging: 19,5 x 19,5 x 105 cm | Gross Weight (Packaged Weight): 4,7kg | Weight stability included.

Im

REFERENCES

360 LUMFT100TWLNW

1.400 LUMFT100OFNW

1.400 LUMFT100OCNW

### FITY 160

OPTIONS

Rechargeable Battery | Indoor & outdoor use

Cable Jute | Indoor & outdoor use

Cable Jute | Indoor & outdoor use

Packaging: 19,5 x 19,5 x 165 cm | Gross Weight (Packaged Weight): 6,2kg | Weight stability included.

Im

REFERENCES

415 LUMFT160TWLNW

2.000 LUMFT160OFNW

2.000 LUMFT160OCNW

### FREDO 140

OPTIONS

Rechargeable Battery | Indoor & outdoor use

Cable | Indoor & outdoor use

Packaging: 39 x 39 x 140 cm | Gross Weight (Packaged Weight): 6kg | Floor anchorage included.

Im

REFERENCES

360 LUMFD140TWLNW

1.800 LUMFD140OFNW

### FREDO 170

OPTIONS

Rechargeable Battery | Indoor & outdoor use

Cable | Indoor & outdoor use

Packaging: 48 x 48 x 170 cm | Gross Weight (Packaged Weight): 8,5kg | Floor anchorage included.

Im

REFERENCES

415 LUMFD170WLNW


2.000 LUMFD170OFNW

GLOSSARY This technical catalogue is subject to periodic updates, the measurements or finishes may vary in future revisions.

White light (included) Warm light (included) RGB light (included) Warm light portable rechargeable battery (included) Led tube lighting (included) Led light flame effect Twilight sensor Motion sensor Electric charge (driver not included) Remote control (included) Dimmable Hanging product Floating, not submersible Integrated speakers Touch control Volumen of the plantation area **IP** Indicates the level of protection of the electrical or electronic equipment against the entry of external agents: dust or water Made of recyclable materials Artificial plants included









GRACE 140



Dimensions (cm)

Options

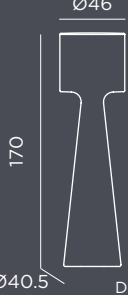
	Rechargeable Battery   Indoor & outdoor use			LED TUBE	390	LUMGC140WLNW
	Cable   Indoor & outdoor use			LED TUBE	1.800	LUMGC140OFNW

Packaging: 38 x 38 x 140 cm | Gross Weight (Packaged Weight): 6,5kg | Floor anchorage included.

Im







REFERENCES

GRACE 170



Dimensions (cm)

Options


	Rechargeable Battery   Indoor & outdoor use			LED TUBE	415	LUMGC170WLNW
	Cable   Indoor & outdoor use			LED TUBE	2.000	LUMGC170OFNW

Packaging: 46 x 46 x 170 cm | Gross Weight (Packaged Weight): 8,5kg | Floor anchorage included.

Im







REFERENCES

KONIKA 170



Dimensions (cm)

Options


	Rechargeable Battery   Indoor & outdoor use			LED TUBE	415	LUMKNI170WLNW
	Cable   Indoor & outdoor use			LED TUBE	2.000	LUMKNI170OFNW

Packaging: 45,8 x 45,8 x 171 cm | Gross Weight (Packaged Weight): 7,5kg | Floor anchorage included.

Im







REFERENCES

LOLA 110



Dimensions (cm)

Options


	Rechargeable Battery   Indoor & outdoor use			LED TUBE	360	LUMLL110WLNW
	Cable   Indoor & outdoor use			LED TUBE	1.600	LUMLL110OFNW

Packaging: 26,5 x 26,5 x 111,5 cm | Gross Weight (Packaged Weight): 3,5kg | Floor anchorage included.

Im







REFERENCES

LOLA 165



Dimensions (cm)

Options



















	Rechargeable Battery   Indoor & outdoor use			LED TUBE	415	LUMLL165WLNW
	Cable   Indoor & outdoor use			LED TUBE	2.000	LUMLL165OFNW

Packaging: 45,5 x 45,5 x 166 cm | Gross Weight (Packaged Weight): 10,25kg | Floor anchorage included.


Im

REFERENCES

GLOSSARY This technical catalogue is subject to periodic updates, the measurements or finishes may vary in future revisions.




 White light (included)  Warm light (included)  RGB light (included)  Warm light portable rechargeable battery (included)  LED tube lighting (included)  LED light flame effect  Twilight sensor  Motion sensor  Electric charge (driver not included)  Remote control (included)  Dimmable  Hanging product  Floating, not submersible  Integrated speakers  Touch control  Volumen of the plantation area **IP** Indicates the level of protection of the electrical or electronic equipment against the entry of external agents: dust or water  Made of recyclable materials  Artificial plants included

LOLA 200



Dimensions (cm)

Options

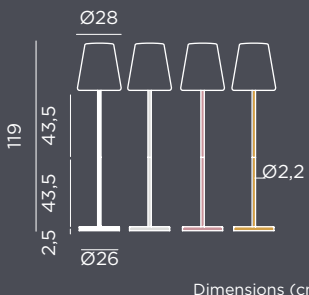
	Cable   Indoor & outdoor use			LED TUBE	2.200	LUMLL200OFNW
---	------------------------------	---	---	----------	-------	--------------

Packaging: 55,5 x 55,5 x 200,5 cm | Gross Weight (Packaged Weight): 12,5kg | Floor anchorage included.

Im

















REFERENCES

LOLA SLIM 120



Dimensions (cm)

Options

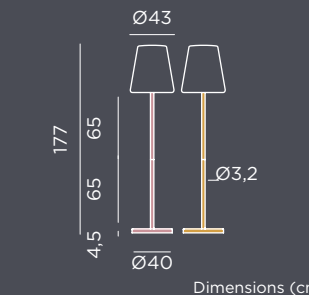
	Solar & Rechargeable Battery   Indoor & outdoor use		Rose gold colour			LED TUBE	600	LUMLLS120RGSSNW
	Solar & Rechargeable Battery   Indoor & outdoor use		Brass colour			LED TUBE	600	LUMLLS120BRSSNW
	Solar & Rechargeable Battery   Indoor & outdoor use		Space grey colour			LED TUBE	600	LUMLLS120GESSNW
	Solar & Rechargeable Battery   Indoor & outdoor use		Anthracite colour			LED TUBE	600	LUMLLS120ANSSNW

Packaging: 39 x 39 x 39,5 cm | Gross Weight (Packaged Weight): 7kg | Weight stability included. .

Im

















REFERENCES

LOLA SLIM 180



Dimensions (cm)

Options

	Solar & Rechargeable Battery   Indoor & outdoor use		Rose gold colour			LED TUBE	800	LUMLLS180RGSSNW
	Cable Jute   IN&OUT Indoor & outdoor use		Rose gold colour			LED TUBE	860	LUMLLS180RGINOUTNW
	Solar & Rechargeable Battery   Indoor & outdoor use		Brass colour			LED TUBE	800	LUMLLS180BRSSNW
	Cable Jute   IN&OUT Indoor & outdoor use		Brass colour			LED TUBE	860	LUMLLS180BRINOUTNW

Packaging: 47 x 54 x 57,5 cm | Gross Weight (Packaged Weight): 19,65kg | Weight stability included.

Im

REFERENCES

NIZA 165 | NATURE COLLECTION



Dimensions (cm)

Options

	Rechargeable Battery   Indoor & outdoor use		Black colour			LED TUBE	900	LUMNIZ165NXWLNW
---	---	---	--------------	---	---	----------	-----	-----------------

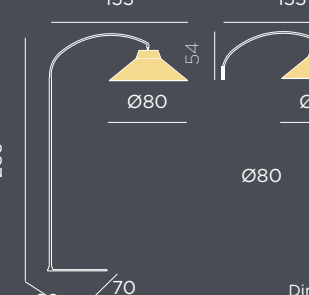
+  Cherry bulb included

Packaging: 46,5 x 41 x 26,5 cm | Gross Weight (Packaged Weight): 6,4kg.

Im





REFERENCES


NIZA 230| NATURE COLLECTION



Dimensions (cm)

Options

	Rechargeable Battery   Indoor & outdoor use		Black colour			LED TUBE	900	LUMNIZ230BXWLNW
---	---	---	--------------	---	---	----------	-----	-----------------



















+  Cherry bulb included

Packaging: 82,5 x 92,5 x 46,5 cm | Gross Weight (Packaged Weight): 24,3kg.

Im

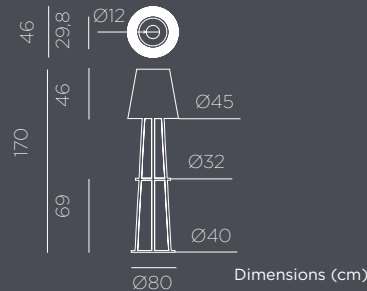
REFERENCES

GLOSSARY This technical catalogue is subject to periodic updates, the measurements or finishes may vary in future revisions.

 White light (included)  Warm light (included)  RGB light (included)  Warm light portable rechargeable battery (included)  LED tube lighting (included)  LED light flame effect  Twilight sensor  Motion sensor  Electric charge (driver not included)  Remote control (included)  Dimmable  Hanging product  Floating, not submersible  Integrated speakers  Touch control  Volumen of the plantation area **IP** Indicates the level of protection of the electrical or electronic equipment against the entry of external agents: dust or water  Made of recyclable materials  Artificial plants included



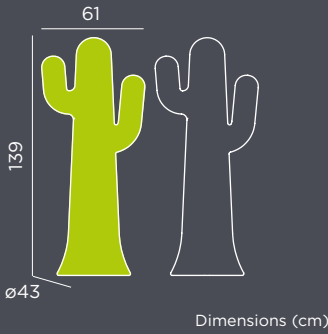
OKINAWA | NATURE COLLECTION



OPTIONS

Solar & Rechargeable Battery   Indoor & outdoor use   wood		Im	REFERENCES
	Cherry bulb included	900	LUMOKI170XXSWNW
Packaging: 49 x 49 x 49 cm   Gross Weight (Packaged Weight): 8,7kg			

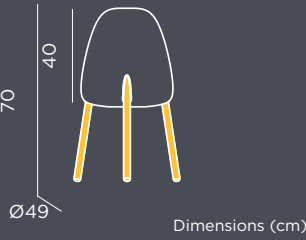
PANCHO 140



OPTIONS

Rechargeable Battery   Indoor & outdoor use		Im	REFERENCES
Cable   Indoor & outdoor use		390	LUMPCI140TWLNW
		1.800	LUMPCI140OFNW
Cable   Indoor & outdoor use   Lime colour		1.800	LUMPV140OFNW
Packaging: 44 x 51 x 140 cm   Gross Weight (Packaged Weight): 7kg   Floor anchorage included.			

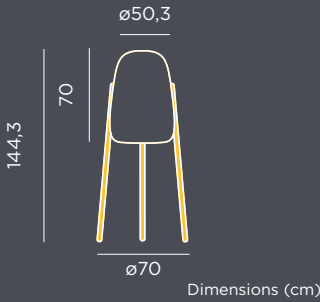
ROCKET 70



OPTIONS

Solar & Rechargeable Battery   Indoor & outdoor use		Im	REFERENCES
Cable Jute   IN&OUT Indoor & outdoor use		600	LUMRCK70SSNW
		860	LUMRCK070INOUTNW
Packaging: 37,5 x 37,5 x 43 cm   Gross Weight (Packaged Weight): 3kg			

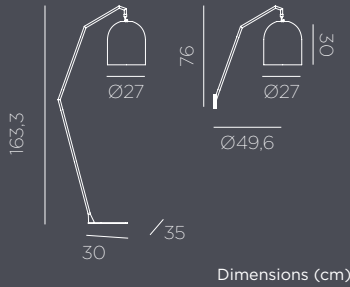
ROCKET 145



OPTIONS

Solar & Rechargeable Battery   Indoor & outdoor use		Im	REFERENCES
Cable Jute   IN&OUT Indoor & outdoor use		600	LUMRCK145SSNW
		860	LUMRCK145INOUTNW
Packaging: 51 x 50,5x 120,5 cm   Gross Weight (Packaged Weight): 8kg			

SANTORINI | NATURE COLLECTION



OPTIONS

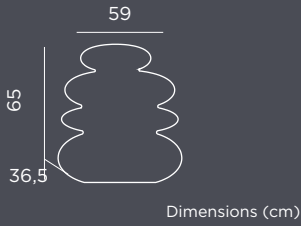
Rechargeable Battery   Indoor & outdoor use   White colour		Im	REFERENCES
Cherry bulb included		900	LUMSTN165BXWLNW
Packaging: 33,5 x 42,5 x 36 cm   Gross Weight (Packaged Weight): 6,7kg			

GLOSSARY This technical catalogue is subject to periodic updates, the measurements or finishes may vary in future revisions.

White light (included) Warm light (included) RGB light (included) Warm light portable rechargeable battery (included) Led tube lighting (included) Led light flame effect Twilight sensor Motion sensor Electric charge (driver not included) Remote control (included) Dimmable Hanging product Floating, not submersible Integrated speakers Touch control Volumen of the plantation area **IP** Indicates the level of protection of the electrical or electronic equipment against the entry of external agents: dust or water Made of recyclable materials Artificial plants included

DECORATIVE

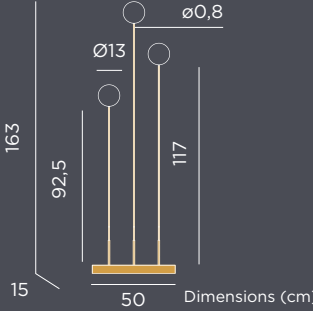
BALANS



OPTIONS

Rechargeable Battery   Indoor & outdoor use		Im	REFERENCES
Cable   Indoor & outdoor use		335	LUMBS070TWLNW
		900	LUMBS070OFNW
Packaging: 60 x 38 x 66,5 cm   Gross Weight (Packaged Weight): 4,5kg			

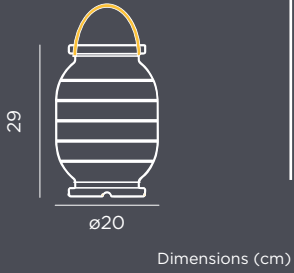
BRUNA 165



OPTIONS

Cable   Indoor & outdoor use   Brass colour		Im	REFERENCES
		115	LUMBRU165BROCNW
Packaging: 36 x 56,5 x 168 cm   Gross Weight (Packaged Weight): 4,35kg.			

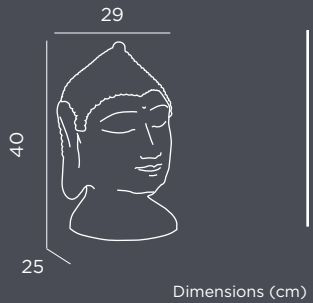
CANDELA



OPTIONS

Rechargeable Battery   Indoor & outdoor use		Im	REFERENCES
		100	LUMCN030WLNW
Packaging: 20,5 x 20,5 x 29,5 cm   Gross Weight (Packaged Weight): 1,5kg   Vegan leather handle			

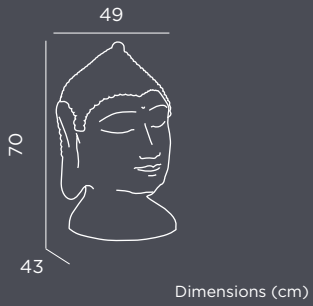
GOA 40



OPTIONS

Rechargeable Battery   Indoor & outdoor use		Im	REFERENCES
Cable   Indoor & outdoor use		315	LUMGA040WLNW
		600	LUMGA040OFNW
Packaging: 29,5 x 25,7 x 41,6 cm   Gross Weight (Packaged Weight): 1,5kg.			

GOA 70



OPTIONS

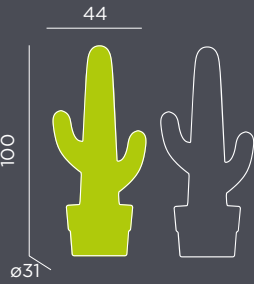
Rechargeable Battery   Indoor & outdoor use		Im	REFERENCES
Cable   Indoor & outdoor use		335	LUMGA070WLNW
		600	LUMGA070OFNW
Packaging: 51 x 44 x 71 cm   Gross Weight (Packaged Weight): 5,7kg.			

GLOSSARY This technical catalogue is subject to periodic updates, the measurements or finishes may vary in future revisions.

White light (included) Warm light (included) RGB light (included) Warm light portable rechargeable battery (included) Led tube lighting (included) Led light flame effect Twilight sensor Motion sensor Electric charge (driver not included) Remote control (included) Dimmable Hanging product Floating, not submersible Integrated speakers Touch control Volumen of the plantation area **IP** Indicates the level of protection of the electrical or electronic equipment against the entry of external agents: dust or water Made of recyclable materials Artificial plants included



KAKTUS 100

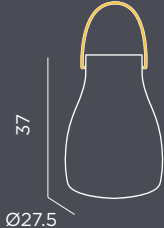


Dimensions (cm)

OPTIONS		Im	REFERENCES
	Rechargeable Battery   Indoor & outdoor use		360 LUMKL100TWNW
	Cable   Indoor & outdoor use		1.400 LUMK100OFNW
	Cable   Indoor & outdoor use    Lime colour.		1.400 LUMKL100OFNW

Packaging: 34,2 x 34,2 x 101 cm | Gross Weight (Packaged Weight): 3,7kg | Floor anchorage included.

KURBY 38

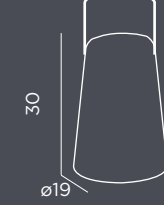


Dimensions (cm)

OPTIONS		Im	REFERENCES
	Solar & Rechargeable Battery   Indoor & outdoor use		45 LUMKR038SSNW

Packaging: 28 x 28 x 39 cm | Gross Weight (Packaged Weight): 1,8kg | Vegan leather handle

NÓMADA 30

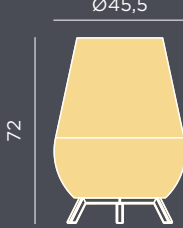


Dimensions (cm)

OPTIONS		Im	REFERENCES
	Solar & Rechargeable Battery   Indoor & outdoor use		45 LUMNM032SSNW

Packaging: 20 x 20 x 31 cm | Gross Weight (Packaged Weight): 1,3kg | Metal handle

SAONA 70 | NATURE COLLECTION



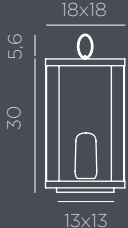
Dimensions (cm)

OPTIONS		Im	REFERENCES
	Rechargeable Battery   Indoor & outdoor use*		900 LUMSAO070XXWLNW
	Cable Jute   IN&OUT Indoor & outdoor use		290 LUMSAO070XXIONW

+ \*Cherry bulb included

Packaging: 50,4 x 50,4 x 74 cm | Gross Weight (Packaged Weight): 3,5 kg / Cable Jute Gross Weight (Packaged Weight): 4 kg

SIROCO 30



Dimensions (cm)

OPTIONS		Im	REFERENCES
	Rechargeable Battery   Indoor & outdoor use    Black colour		200 LUMSRC030BXWLNW


+ Candy lamp included

Packaging: 31,3 x 19 x 19 cm | Gross Weight (Packaged Weight): 1,9kg

GLOSSARY This technical catalogue is subject to periodic updates, the measurements or finishes may vary in future revisions.

White light (included) Warm light (included) RGB light (included) Warm light portable rechargeable battery (included) LED tube lighting (included) Led light flame effect Twilight sensor Motion sensor Electric charge (driver not included) Remote control (included) Dimmable Hanging product Floating, not submersible Integrated speakers Touch control Volumen of the plantation area IP Indicates the level of protection of the electrical or electronic equipment against the entry of external agents: dust or water Made of recyclable materials Artificial plants included

SIROCO 50



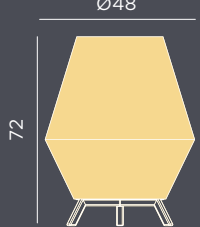
Dimensions (cm)

OPTIONS		Im	REFERENCES
	Rechargeable Battery   Indoor & outdoor use		200 LUMSRC050BXWLNW

+ Candy lamp included

Packaging: 51,3 x 19 x 19 cm | Gross Weight (Packaged Weight): 2,5kg

SISINE 70 | NATURE COLLECTION



Dimensions (cm)


OPTIONS		Im	REFERENCES
	Rechargeable Battery   Indoor & outdoor use*		900 LUMSIS070XXWLNW
	Cable Jute   IN&OUT Indoor & outdoor use		460 LUMSIS070XXIONW

+ \*Cherry bulb included

Packaging: 50,4 x 50,4 x 74 cm | Gross Weight (Packaged Weight): 3 kg / Cable Jute Gross Weight (Packaged Weight): 4 kg

GARLANDS

ALBA | NATURE COLLECTION




Dimensions (cm)

OPTIONS		Im	REFERENCES
	Solar + Rechargeable Battery   Indoor & outdoor use    Jute cable		35° LUMALB800XXSLNW
	Cable   Indoor & outdoor use    Jute cable		35° LUMALB800XXOCNW

Packaging: 30,5 x 21,5 x 19,5cm | Gross Weight (Cable Packaged Weight): 0,8kg | Gross Weight (Solar Packaged Weight): 1,1kg(\*)Lumens per bulb

ALLEGRA

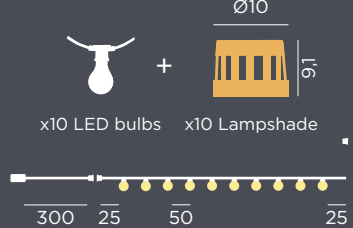


Dimensions (cm)

OPTIONS		Im	REFERENCES
	Solar + Rechargeable Battery   Indoor & outdoor use    Jute cable		35° LUMGASXXSLNW
	Solar + Rechargeable Battery   Indoor & outdoor use    White cable		35° LUMGASBXSLNW
	Solar + Rechargeable Battery   Indoor & outdoor use    Black cable		35° LUMGASNXSLNW
	Cable   Indoor & outdoor use    Jute cable		35° LUMGASXXOCNW
	Cable   Indoor & outdoor use    White cable		35° LUMGALLOCBXNW
	Cable   Indoor & outdoor use    Pink cable		35° LUMGALLOCRNW
	Cable   Indoor & outdoor use    Black cable		35° LUMGALLOCNNW
	Cable   Indoor & outdoor use    Black cable		20° LUMGALLRGBNW

Packaging Solar + Rechargeable Battery: 21 x 35 x 15 cm | Gross Weight (Packaged Weight): 1,15kg / Packaging Cable: 21 x 35 x 12 cm | Gross Weight (Packaged Weight): 0,8 kg (\*)Lumens per bulb

AURORA | NATURE COLLECTION



Dimensions (cm)

OPTIONS		Im	REFERENCES
	Solar + Rechargeable Battery   Indoor & outdoor use    Jute cable		35° LUMAUR800XXSLNW
	Cable   Indoor & outdoor use    Jute cable		35° LUMAUR800XXOCNW

Packaging Solar + Rechargeable Batt: 28,5 x 15 x 15 cm, Gross Weight (Packaged Weight): 1,5 kg | Packaging Cable: 28,5 x 15 x 13 cm, Gross Weight (Packaged Weight): 0,9 kg (1,2 kg Jute Cable) | Packaging Cable RGB: 28,5 x 15 x 12 cm, Gross Weight (Packaged Weight): 0,9 kg (\*)Lumens per bulb

GLOSSARY This technical catalogue is subject to periodic updates, the measurements or finishes may vary in future revisions.

White light (included) Warm light (included) RGB light (included) Warm light portable rechargeable battery (included) LED tube lighting (included) Led light flame effect Twilight sensor Motion sensor Electric charge (driver not included) Remote control (included) Dimmable Hanging product Floating, not submersible Integrated speakers Touch control Volumen of the plantation area IP Indicates the level of protection of the electrical or electronic equipment against the entry of external agents: dust or water Made of recyclable materials Artificial plants included



BRUNA	OPTIONS	Im	REFERENCES
	<div><div> Solar + Rechargeable Battery   Indoor &amp; outdoor use    White rope  </div><div> Cable   Indoor &amp; outdoor use    White rope  </div><div> Cable   Indoor &amp; outdoor use    Turquoise rope  </div></div> <div>Packaging Solar + Rechargeable Batt: 13 x 28,5 x 15 cm, Gross Weight (Packaged Weight): 2,9 kg    Packaging Cable: 13 x 28,5 x 15 cm   Gross Weight (Packaged Weight): 2,75kg (*)Lumens per bulb</div>	50°	LUMGBR100BXSLNW
Dimensions (cm)			

CHELSEA	OPTIONS	Im	REFERENCES
	<div> Cable   Indoor &amp; outdoor use   Transparent rope  </div> <div>Packaging: 13 x 28,5 x 15 cm   Gross Weight (Packaged Weight): 1,4 kg (*)Lumens per bulb</div>	35°	LUMCHE800BXOCNW
Dimensions (cm)			

LUCEO 3X2	OPTIONS	Im	REFERENCES
	<div> Cable   Indoor &amp; outdoor use   Transparent rope  </div> <div>Packaging Cable: 18 x 18 x 10 cm   Gross Weight (Packaged Weight): 0,6Kg Link up to two garlands</div>	NA	LUMLUC320XXOCNW
Dimensions (cm)			

LUCEO 6X3	OPTIONS	Im	REFERENCES
	<div> Cable   Indoor &amp; outdoor use   Transparent rope  </div> <div>Packaging Cable: 18 x 18 x 18 cm   Gross Weight (Packaged Weight): 1,2Kg</div>	NA	LUMLUC630XXOCNW
Dimensions (cm)			

STELLA	OPTIONS	Im	REFERENCES
	<div><div> Solar + Rechargeable Battery   Indoor &amp; outdoor use   Transparent cable  </div><div> Cable   Indoor &amp; outdoor use   Transparent rope  </div></div> <div>Packaging Solar + Rechargeable Battery: 13 x 22 x 15 cm   Gross Weight (Packaged Weight): 0,6kg / Packaging Cable: 12 x 20 x 17 cm   Gross Weight (Packaged Weight): 0,4kg</div>	35	LUMGSTLSLNW
Dimensions (cm)			

GLOSSARY This technical catalogue is subject to periodic updates, the measurements or finishes may vary in future revisions.

White light (included) Warm light (included) RGB light (included) Warm light portable rechargeable battery (included) Led tube lighting (included) Led light flame effect Twilight sensor Motion sensor Electric charge (driver not included) Remote control (included) Dimmable Hanging product Floating, not submersible Integrated speakers Touch control Volumen of the plantation area **IP** Indicates the level of protection of the electrical or electronic equipment against the entry of external agents: dust or water Made of recyclable materials Artificial plants included

## PORTABLE HANG

BENIRRÁS   NATURE COLLECTION	OPTIONS	Im	REFERENCES
	<div> Rechargeable Battery   Indoor &amp; outdoor use  </div> <div>+  Cherry bulb included Packaging: 34,4 x 34,4 x 38,1 cm   Gross Weight (Packaged Weight): 0,9kg   String: 300cm</div>	900	LUMBEN035XXHXNW
Dimensions (cm)			

BITA	OPTIONS	Im	REFERENCES
	<div><div> Rechargeable Battery   Indoor &amp; outdoor use    Grey  </div><div> Rechargeable Battery   Indoor &amp; outdoor use    Beige rope  </div></div> <div>Packaging: 18,5 x 18,5 x 29,5 cm   Gross Weight (Packaged Weight): 0,9kg   String: 150cm</div>	300	LUMBITAWLNW
Dimensions (cm)			

BOSSA HANG   NATURE COLLECTION	OPTIONS	Im	REFERENCES
	<div> Rechargeable Battery   Indoor &amp; outdoor use  </div> <div>+  Cherry bulb included Packaging: 38,4 x 38,4 x 19,8 cm   Gross Weight (Packaged Weight): 1,5kg   String: 300cm</div>	900	LUMBOHXNW
Dimensions (cm)			

CALOBRA HANG   NATURE COLLECTION	OPTIONS	Im	REFERENCES
	<div> Rechargeable Battery   Indoor &amp; outdoor use  </div> <div>+  Cherry bulb included Packaging: 38,4 x 38,4 x 19,8 cm   Gross Weight (Packaged Weight): 1,5kg   String: 300cm</div>	900	LUMCAHXNW
Dimensions (cm)			


CHIARA	OPTIONS	Im	REFERENCES
	<div> Solar &amp; Rechargeable Battery   Indoor &amp; outdoor use    Black colour  </div> <div>Packaging: 23,5 x 21,5 x 19 cm   Gross Weight (Packaged Weight): 0,7kg</div>	200x3	LUMCHI065BXSWNW
Dimensions (cm)			

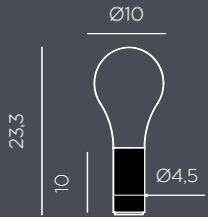
GLOSSARY This technical catalogue is subject to periodic updates, the measurements or finishes may vary in future revisions.

White light (included) Warm light (included) RGB light (included) Warm light portable rechargeable battery (included) Led tube lighting (included) Led light flame effect Twilight sensor Motion sensor Electric charge (driver not included) Remote control (included) Dimmable Hanging product Floating, not submersible Integrated speakers Touch control Volumen of the plantation area **IP** Indicates the level of protection of the electrical or electronic equipment against the entry of external agents: dust or water Made of recyclable materials Artificial plants included






EDY A100











Dimensions (cm)

OPTIONS



Rechargeable Battery | Indoor & outdoor use | Black Colour



400

REFERENCES

LUMEDY100NXWLNW

Packaging: ø10,2 x 27 cm | Gross Weight (Packaged Weight):0,4 kg | Magnetic surface.

EDY G125





Dimensions (cm)

OPTIONS



Rechargeable Battery | Indoor & outdoor use | Black Colour



Rechargeable Battery | Indoor & outdoor use | White Colour



Rechargeable Battery | Indoor & outdoor use | Beige Colour



400

LUMEDY125NXWLNW



400

LUMEDY125BXWLNW



400

LUMEDY125BEWLNW

Packaging: 23 x 13,2 x 13,2 cm | Gross Weight (Packaged Weight): 0,4kg | Magnetic surface.

ELBA 59





Dimensions (cm)






OPTIONS



Rechargeable Battery | Indoor & outdoor use



+ Cherry bulb included




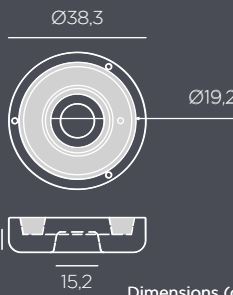
900

LUMELB059XXHWNW

Packaging: 15,5 x 59,5 x 59,5 cm | Gross Weight (Packaged Weight): 4,8kg | Artificial plants included



ELBA 39







Dimensions (cm)








OPTIONS



Rechargeable Battery | Indoor & outdoor use



+ Cherry bulb included




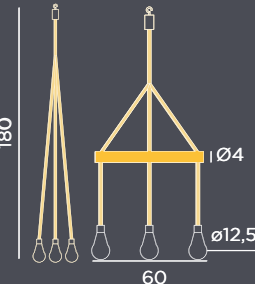
900

LUMELB039XXHWNW

Packaging: 12 x 39,5 x 46,5 cm | Gross Weight (Packaged Weight): 2,8kg | Artificial plants included



ILARIA | NATURE COLLECTION











Dimensions (cm)

OPTIONS





















Solar & Rechargeable Battery Hang | Indoor & outdoor use




200x3LUMILA180XXSWNW

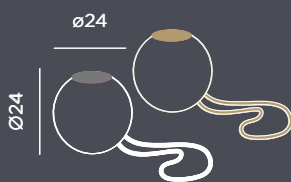
Packaging: 15 x 61 x 15 cm | Gross Weight (Packaged Weight): 2kg | Jute cable

GLOSSARY This technical catalogue is subject to periodic updates, the measurements or finishes may vary in future revisions.

 White light (included)  Warm light (included)  RGB light (included)  Warm light portable rechargeable battery (included)  Led tube lighting (included)  Led light flame effect  Twilight sensor  Motion sensor  Electric charge (driver not included)  Remote control (included)  Dimmable  Hanging product  Floating, not submersible  Integrated speakers  Touch control  Volumen of the plantation area **IP** Indicates the level of protection of the electrical or electronic equipment against the entry of external agents: dust or water  Made of recyclable materials  Artificial plants included




NORAI







Dimensions (cm)





OPTIONS



Rechargeable Battery | Indoor & outdoor use | Grey







Rechargeable Battery | Indoor & outdoor use | Beige rope



300

LUMNR025WLNW




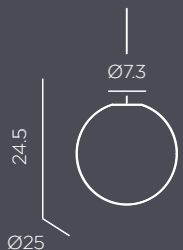
300

LUMNRB025WLNW

Packaging: 24,6 x 24,6 x 24,6 cm | Gross Weight (Packaged Weight): 0,9kg | String: 150cm



PIANETA 25







Dimensions (cm)






OPTIONS



Rechargeable Battery | Indoor & outdoor use








Hanging Cable | Indoor & outdoor use



700

LUMPIA025XXHWNW




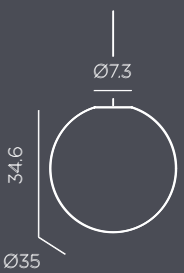
460

LUMPIA025XXHBNW

Packaging: 26 x 26 x 26 cm | Gross Weight (Packaged Weight): 1,2kg | Steel string



PIANETA 35







Dimensions (cm)






OPTIONS



Rechargeable Battery | Indoor & outdoor use








Hanging Cable | Indoor & outdoor use



700

LUMPIA035XXHWNW




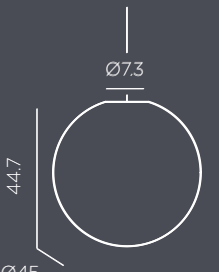
460

LUMPIA035XXHBNW

Packaging: 36 x 36 x 36 cm | Gross Weight (Packaged Weight): 1,7kg | Steel string



PIANETA 45







Dimensions (cm)






OPTIONS



Rechargeable Battery | Indoor & outdoor use








Hanging Cable | Indoor & outdoor use



700

LUMPIA045XXHWNW




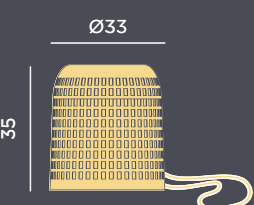
460

LUMPIA045XXHBNW

Packagin: 46 x 46 x 46 cm | Gross Weight (Packaged Weight): 2,9 Kg | Steel string



POSITANO | NATURE COLLECTION







Dimensions (cm)






OPTIONS



Rechargeable Battery | Indoor & outdoor use



+ Cherry bulb included


















900

LUMPOS035XXHXNW








Packaging: 34,4 x 34,4 x 38,1 cm | Gross Weight (Packaged Weight): 0,8kg | String: 300cm

GLOSSARY This technical catalogue is subject to periodic updates, the measurements or finishes may vary in future revisions.








 White light (included)  Warm light (included)  RGB light (included)  Warm light portable rechargeable battery (included)  Led tube lighting (included)  Led light flame effect  Twilight sensor  Motion sensor  Electric charge (driver not included)  Remote control (included)  Dimmable  Hanging product  Floating, not submersible  Integrated speakers  Touch control  Volumen of the plantation area **IP** Indicates the level of protection of the electrical or electronic equipment against the entry of external agents: dust or water  Made of recyclable materials  Artificial plants included










REONA | NATURE COLLECTION

	OPTIONS	Im	REFERENCES
 <div>Ø43,5</div> <div>30,5</div> <div>Dimensions (cm)</div>	 Rechargeable Battery   Indoor & outdoor use	    900	LUMREHXNW
	+  Cherry bulb included		
	Packaging: 31,65 x 43 x 43 cm   Gross Weight (Packaged Weight): 1,8kg   String: 300cm		








SAONA HANG | NATURE COLLECTION

	OPTIONS	Im	REFERENCES
 <div>Ø31</div> <div>49</div> <div>Ø18</div> <div>Dimensions (cm)</div>	 Rechargeable Battery   Indoor & outdoor use	    900	LUMSAO050XXHXNW
	+  Cherry bulb included		
	Packaging: 32,8 x 32,8 x 51,5 cm   Gross Weight (Packaged Weight): 1,1kg   String: 300cm		














SIMONA | NATURE COLLECTION

	OPTIONS	Im	REFERENCES
 <div>180</div> <div>14</div> <div>Ø12,5</div> <div>Dimensions (cm)</div>	  Solar & Rechargeable Battery Hang   Indoor & outdoor use	    200	LUMSIM180XXSWNW
	Packaging: 13,5 x 27 x 19,5 cm   Gross Weight (Packaged Weight): 0,6kg   Jute cable		

SISINE HANG | NATURE COLLECTION

	OPTIONS	Im	REFERENCES
 <div>Ø40</div> <div>30</div> <div>Dimensions (cm)</div>	 Rechargeable Battery   Indoor & outdoor use	    900	LUMSIHXNW
	+  Cherry bulb included		
	Packaging: 31,65 x 43 x 43 cm   Gross Weight (Packaged Weight): 1,8kg   String: 300cm		

SORA

	OPTIONS	Im	REFERENCES
 <div>Ø24</div> <div>Ø24</div> <div>Dimensions (cm)</div>	 Rechargeable Battery   Indoor & outdoor use    Anthracite	    300	LUMSORAWLNW
	 Rechargeable Battery   Indoor & outdoor use    Beige rope	    300	LUMSORABWLNW
	Packaging: 24,6 x 24,6 x 24,6 cm   Gross Weight (Packaged Weight): 0,9kg   String: 150cm		

GLOSSARY This technical catalogue is subject to periodic updates, the measurements or finishes may vary in future revisions.

























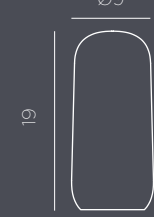




 White light (included)  Warm light (included)  RGB light (included)  Warm light portable rechargeable battery (included)  Led tube lighting (included)  Led light flame effect  Twilight sensor  Motion sensor  Electric charge (driver not included)  Remote control (included)  Dimmable  Hanging product  Floating, not submersible  Integrated speakers  Touch control  Volumen of the plantation area **IP** Indicates the level of protection of the electrical or electronic equipment against the entry of external agents: dust or water  Made of recyclable materials  Artificial plants included

TABLE LAMPS

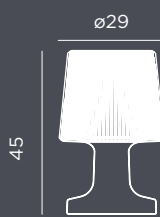









BOSSA 30 | NATURE COLLECTION

	OPTIONS	Im	REFERENCES
 <div>Ø22,5</div> <div>32,5</div> <div>Dimensions (cm)</div>	 Rechargeable Battery   Indoor & outdoor use	   900	LUMBOS030XXWLNW
	+  Cherry bulb included		
	Packaging: 27 x 27 x 40 cm   Gross Weight (Packaged Weight): 1,1kg		












CANDY BULB BATTERY

	OPTIONS	Im	REFERENCES
 <div>Ø9</div> <div>19</div> <div>Dimensions (cm)</div>	 Rechargeable Battery   Indoor & outdoor use	   200	LUMCND019BXWLNW
	Packaging: 20,5 x 9,2 x 9,2 cm   Gross Weight (Packaged Weight): 0,32kg   Magnetic surface.		

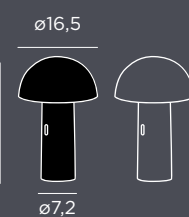










CARMEN 45

	OPTIONS	Im	REFERENCES
 <div>Ø29</div> <div>45</div> <div>Dimensions (cm)</div>	 Rechargeable Battery   Indoor & outdoor use	    315	LUMCR045WLNW
	 Cable   Indoor use	   600	LUMCR045ICNW
	Packaging: 30,2 x 30,2 x 46,5 cm   Gross Weight (Packaged Weight): 2,3kg		














CHLOE 35

	OPTIONS	Im	REFERENCES
 <div>Ø28</div> <div>36</div> <div>15</div> <div>Dimensions (cm)</div>	  Solar & Rechargeable Battery   Indoor & outdoor use	    45	LUMCHL035SSNW
	 Cable Jute   IN&OUT Indoor & outdoor use	   500	LUMCHL035CCNW
	Packaging: 28,3 x 28,3 x 18 cm   Gross Weight (Packaged Weight): 1,8kg		

ENOKI

	OPTIONS	Im	REFERENCES
 <div>Ø16,5</div> <div>25,5</div> <div>Ø7,2</div> <div>Dimensions (cm)</div>	 Rechargeable Battery   Indoor & outdoor use    White colour	   170	LUMEN025BWLNW
	 Rechargeable Battery   Indoor & outdoor use    Black colour	   170	LUMEN025NWLNW
	Packaging: 17 x 18,5 x 28 cm   Gross Weight (Packaged Weight): 1,1kg		

GLOSSARY This technical catalogue is subject to periodic updates, the measurements or finishes may vary in future revisions.

 White light (included)  Warm light (included)  RGB light (included)  Warm light portable rechargeable battery (included)  Led tube lighting (included)  Led light flame effect  Twilight sensor  Motion sensor  Electric charge (driver not included)  Remote control (included)  Dimmable  Hanging product  Floating, not submersible  Integrated speakers  Touch control  Volumen of the plantation area **IP** Indicates the level of protection of the electrical or electronic equipment against the entry of external agents: dust or water  Made of recyclable materials  Artificial plants included



LOLA 20



OPTIONS



Rechargeable Battery | Indoor & outdoor use



\*AAA Batteries| Indoor & outdoor use



IP43



IP20

\* 3 AAA Batteries no supplies / Only smooth change colour mode

Packaging: 10,6 x 10,6 x 20,6 cm | Gross Weight (Packaged Weight): 0,3kg

Im

REFERENCES

18

LUMLLO20WLNW

8

LUMLL20AAANW

Dimensions (cm)

LOLA 20 LUX



OPTIONS



Rechargeable Battery | Indoor & outdoor use



IP43

Packaging: 11,5 x 11,5 x 20,8 cm | Gross Weight (Packaged Weight): 0,3kg

Im

REFERENCES

90

LUMLOLO20XXWLNW

Dimensions (cm)

LOLA 30



OPTIONS



Rechargeable Battery | Indoor & outdoor use



IP65



LED TUBE

Packaging: 17 x 17 x31,6 cm | Gross Weight (Packaged Weight): 1,2kg

Im

REFERENCES

315

LUMLLO30WLNW

Dimensions (cm)

LOLA 45



OPTIONS



Rechargeable Battery | Indoor & outdoor use



Cable| Indoor & outdoor use



IP65



LED TUBE

Packaging: 26 x 26 x48 cm | Gross Weight (Packaged Weight): 1,7kg

Im

REFERENCES

360

LUMLLO45WLNW

600

LUMLLO45OFNW

Dimensions (cm)

LOLA SLIM 30



OPTIONS



Rechargeable Battery | Indoor & outdoor use | ○Anthracite colour



Rechargeable Battery | Indoor & outdoor use | ●Mint colour



Rechargeable Battery | Indoor & outdoor use | ●Brass colour



Rechargeable Battery | Indoor & outdoor use | ●Rose gold colour



Rechargeable Battery | Indoor & outdoor use | ●Space grey colour



Rechargeable Battery | Indoor & outdoor use | ●Lime colour



Rechargeable Battery | Indoor & outdoor use | ●White colour

Packaging: 11,5 x 11,5 x 33,5 cm | Gross Weight (Packaged Weight): 0,9kg

Im

REFERENCES

160

LUMLLS030ANWLNW

160

LUMLLS030MNWLNW

160

LUMLLS030BRWLNW

160

LUMLLS030RGWLNW

160

LUMLLS030GEWLNW

160

LUMLLS030LIWLNW

160

LUMLLS030BXWLNW

Dimensions (cm)

GLOSSARY This technical catalogue is subject to periodic updates, the measurements or finishes may vary in future revisions.

 White light (included)  Warm light (included)  RGB light (included)  Warm light portable rechargeable battery (included)  Led tube lighting (included)  Led light flame effect  Twilight sensor  Motion sensor  Electric charge (driver not included)  Remote control (included)  Dimmable  Hanging product  Floating, not submersible  Integrated speakers  Touch control  Volumen of the plantation area **IP** Indicates the level of protection of the electrical or electronic equipment against the entry of external agents: dust or water  Made of recyclable materials  Artificial plants included

212

NORAI SLIM 35



OPTIONS



Rechargeable Battery | Indoor & outdoor use | ○Anthracite colour



Rechargeable Battery | Indoor & outdoor use | ●Brass colour



Rechargeable Battery | Indoor & outdoor use | ●Rose gold colour



Rechargeable Battery | Indoor & outdoor use | ●Space grey colour



Rechargeable Battery | Indoor & outdoor use | ●White colour

Packaging: 35 x 11,5 x 11,5 cm | Gross Weight (Packaged Weight): 0,6kg

Im

REFERENCES

160

LUMNRS035ANWLNW

160

LUMNRS035BRWLNW

160

LUMNRS035RGWLNW

160

LUMNRS035GEWLNW

160

LUMNRS035BXWLNW

Dimensions (cm)

PANCHITO



OPTIONS



Rechargeable Battery | Indoor & outdoor use



Rechargeable Battery | Indoor & outdoor use | ●Lime colour



IP43



IP43

Packaging: 15,6 x 10 x 21,5 cm | Gross Weight (Packaged Weight): 0,3kg.

Im

REFERENCES

11

LUMPCT20WWLNW

11

LUMPCT20VWLNW

Dimensions (cm)

ROCKET 20



OPTIONS



Rechargeable Battery | Indoor & outdoor use



IP43

Packaging: 13,5 x 13,5 x 14,5 cm | Gross Weight (Packaged Weight): 0,35kg.

Im

REFERENCES

11

LUMRCK20WLNW

Dimensions (cm)

SAONA 30 | NATURE COLLECTION



OPTIONS



Rechargeable Battery | Indoor & outdoor use



IP54

+  Cherry bulb included

Packaging: 27 x 27 x 40 cm | Gross Weight (Packaged Weight): 1,8kg

Im

REFERENCES

900

LUMSAO030XXWLNW

Dimensions (cm)

SISINE 30 | NATURE COLLECTION



OPTIONS



Rechargeable Battery | Indoor & outdoor use



IP54

+  Cherry bulb included

Packaging: 27 x 27 x 40 cm | Gross Weight (Packaged Weight): 1,3kg

Im

REFERENCES

900

LUMSIS030XXWLNW

Dimensions (cm)

GLOSSARY This technical catalogue is subject to periodic updates, the measurements or finishes may vary in future revisions.

 White light (included)  Warm light (included)  RGB light (included)  Warm light portable rechargeable battery (included)  Led tube lighting (included)  Led light flame effect  Twilight sensor  Motion sensor  Electric charge (driver not included)  Remote control (included)  Dimmable  Hanging product  Floating, not submersible  Integrated speakers  Touch control  Volumen of the plantation area **IP** Indicates the level of protection of the electrical or electronic equipment against the entry of external agents: dust or water  Made of recyclable materials  Artificial plants included

213



SPEAKERS

CUBY 45 PLAY



43

43x43

Dimensions (cm)

OPTIONS

Rechargeable Battery | Play: Light & Music | Indoor & outdoor use **IP43** 45

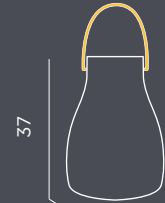
Packaging: 43,5 x 43,5 x 45 cm | Gross Weight (Packaged Weight): 5kg | x2 Speakers

Im

REFERENCES

LUMCBP45WLNW

KURBY 38 PLAY



37

Ø27.5

Dimensions (cm)

OPTIONS

Rechargeable Battery | Play: Light & Music | Indoor & outdoor use **IP43** 45


Packaging: 37 x 27,5 x 27,5 cm | Gross Weight (Packaged Weight): 1,8kg | Vegan leather handle | x1 Speaker

Im

REFERENCES

LUMKR038PLNW

NÓMADA 30 PLAY



30

Ø19

Dimensions (cm)

OPTIONS

Rechargeable Battery | Play: Light & Music | Indoor & outdoor use **IP43** 45

Packaging: 20 x 20 x 31 cm | Gross Weight (Packaged Weight): 1,3kg | Metal handle | x1 Speaker

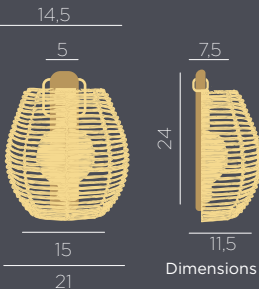
Im

REFERENCES

LUMNM032PLNW

FUNCTIONAL

BOSSA WALL | NATURE COLLECTION



14,5

5

7,5

23

15

21

Dimensions (cm)

OPTIONS

Rechargeable Battery | Indoor & outdoor use **IP54**

+ Cherry bulb included

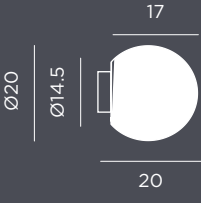
Packaging: 16,3 x 21,2 x 27,2 cm | Gross Weight (Packaged Weight): 1kg

Im

REFERENCES

900 LUMBOS025XXWLNW

BULY 20 WALL



17

Ø20

Ø14.5

20

Dimensions (cm)

OPTIONS

Wall Cable | Indoor & outdoor use **IP44**

Packaging: 20,6x 20,6 x 22,3 cm | Gross Weight (Packaged Weight): 1kg | Installation required.

Im

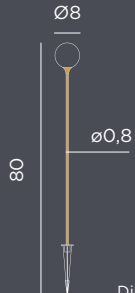
REFERENCES

- LUMBL020OPNW

GLOSSARY This technical catalogue is subject to periodic updates, the measurements or finishes may vary in future revisions.

White light (included) Warm light (included) RGB light (included) Warm light portable rechargeable battery (included) Led tube lighting (included) Led light flame effect Twilight sensor Motion sensor Electric charge (driver not included) Remote control (included) Dimmable Hanging product Floating, not submersible Integrated speakers Touch control Volumen of the plantation area **IP** Indicates the level of protection of the electrical or electronic equipment against the entry of external agents: dust or water Made of recyclable materials Artificial plants included

BRUNA 80 x1



Ø8

80

Ø0,8

Dimensions (cm)

OPTIONS

Solar & Rechargeable Battery | Indoor & outdoor use | Brass colour **IP65**


Packaging: 12,8 x 12,8 x 76 cm | Gross Weight (Packaged Weight): 0,6kg.

Im

REFERENCES

38 LUMBRU081BRSWNW

BRUNA 80 x3



Ø8

80

Ø0,8

Dimensions (cm)

OPTIONS

Solar & Rechargeable Battery | Indoor & outdoor use | Brass colour **IP65**

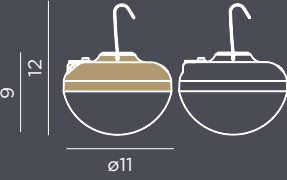
Packaging: 12,8 x 20,8 x 76 cm | Gross Weight (Packaged Weight): 1kg.

Im

REFERENCES

115 LUMBRU080BRSWNW

CHERRY BULB



9

12

Ø11

Dimensions (cm)

OPTIONS

Rechargeable Battery | Indoor & outdoor use | White colour. **IP54** H

Rechargeable Battery | Indoor & outdoor use | Beige colour. **IP54** H

Packaging: 11,5 x 11 x 9 cm | Gross Weight (Packaged Weight): 0,3kg | Magnetic surface.

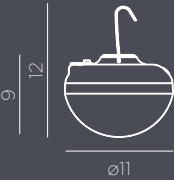
Im

REFERENCES

900 LUMCHE011BXWLNW

900 LUMCHE011BEWLNW

SOLAR CHERRY BULB



9

12

Ø11

Dimensions (cm)

OPTIONS

Solar + Rechargeable Battery | Indoor & outdoor use | White colour. **IP54** H

Solar panel included

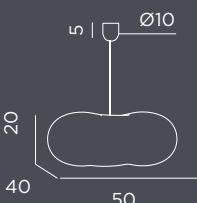
Packaging: 13,2 x 13,2 x 10 cm | Gross Weight (Packaged Weight): 0,65kg | Magnetic surface.

Im

REFERENCES

900 LUMCHS011BXWLNW

CLAUDY HANG



5

Ø10

20

40

50

Dimensions (cm)

OPTIONS

Hanging Cable | Indoor & outdoor use **IP44** H

Packaging: 39,5 x 50,3 x 20 cm | Gross Weight (Packaged Weight): 2,3kg | Cable: 1,5m | Installation required.

Im

REFERENCES

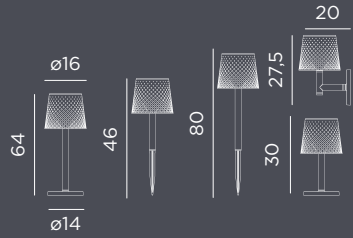

- LUMCLO50HXNW

GLOSSARY This technical catalogue is subject to periodic updates, the measurements or finishes may vary in future revisions.




White light (included) Warm light (included) RGB light (included) Warm light portable rechargeable battery (included) Led tube lighting (included) Led light flame effect Twilight sensor Motion sensor Electric charge (driver not included) Remote control (included) Dimmable Hanging product Floating, not submersible Integrated speakers Touch control Volumen of the plantation area **IP** Indicates the level of protection of the electrical or electronic equipment against the entry of external agents: dust or water Made of recyclable materials Artificial plants included






GRETA



OPTIONS

  Solar & Rechargeable Battery | Indoor & outdoor use |  White colour

  Solar & Rechargeable Battery | Indoor & outdoor use |  Black colour

Im

REFERENCES



100 LUMGRE080BXSWNW

100 LUMGRE080NXSWNW



Packaging: 23,5 x 22 x 16,5 cm | Gross Weight (Packaged Weight): 0,7kg | Recycled plastic



Dimensions (cm)

GRETITA



OPTIONS

 Solar | Outdoor use |  Black colour

 Solar | Outdoor use |  White colour

Im

REFERENCES

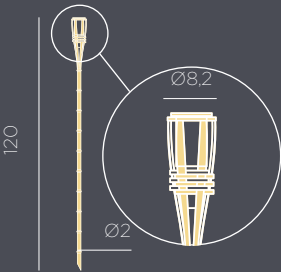
4 LUMGRT039NXSLNW

4 LUMGRT039BXSLNW


Packaging: 10 x 37 x 12 cm | Gross Weight (Packaged Weight): 0,6kg

Dimensions (cm)

HIAMA | NATURE COLLECTION



OPTIONS

 Solar | Outdoor use

Im


REFERENCES

25 LUMHIA120XXSLNW


Box Packaging: 122 x 52 x 19 cm | Gross Weight (Packaged Weight): 5,25kg (0,19kg = 1ud)

Dimensions (cm)

LOLA 35 WALL



OPTIONS

 Wall Cable | Indoor & outdoor use

Im

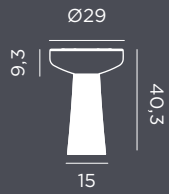
REFERENCES

- LUMLL035OPNW



Packaging: 20,3x 36 x 36,5 cm | Gross Weight (Packaged Weight): 1,6kg | Installation required.

Dimensions (cm)

PAQUITA 40



OPTIONS

 Solar | Outdoor use |  Anthracite colour.

Im



















REFERENCES

600 LUMPQTSMNLNW

Packaging: 15,2 x 40,3 x 32,5 cm | Gross Weight (Packaged Weight): 2,4kg


Dimensions (cm)

GLOSSARY This technical catalogue is subject to periodic updates, the measurements or finishes may vary in future revisions.



 White light (included)  Warm light (included)  RGB light (included)  Warm light portable rechargeable battery (included)  Led tube lighting (included)  Led light flame effect  Twilight sensor  Motion sensor  Electric charge (driver not included)  Remote control (included)  Dimmable  Hanging product  Floating, not submersible  Integrated speakers  Touch control  Volumen of the plantation area **IP** Indicates the level of protection of the electrical or electronic equipment against the entry of external agents: dust or water  Made of recyclable materials  Artificial plants included

216

PAQUITA 215 FAROLA



OPTIONS

 Solar | Outdoor use |  Anthracite colour.

Im

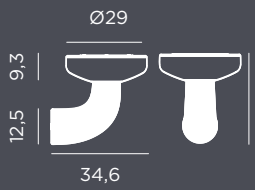
REFERENCES

1.200 LUMPQTFARSLNW



Packaging: 42,5 x 59,3 x 105 cm | Gross Weight (Packaged Weight): 12,8kg

Dimensions (cm)

PAQUITA WALL



OPTIONS

 Solar | Outdoor use |  Anthracite colour.

Im

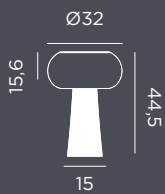
REFERENCES

600 LUMPQTAPLSLNW



Packaging: 22,3 x 29,7 x 29,8 cm | Gross Weight (Packaged Weight): 1,8kg

Dimensions (cm)

PEPITA 45



OPTIONS

 Cable & Solar (Hibryd) | Outdoor use |  Anthracite colour.

Im


REFERENCES

750 LUMPEP045ANSHNW



Packaging: 36 x 54 x 32,5 cm | Gross Weight (Packaged Weight): 2,5kg | Installation required.

Dimensions (cm)

PEPITA 215 FAROLA



OPTIONS

 Cable & Solar (Hibryd) | Outdoor use |  Anthracite colour.

Im

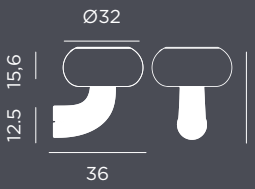
REFERENCES

1.500 LUMPEP215ANSHNW



Packaging: 57 x 59,3 x 105 cm | Gross Weight (Packaged Weight): 13kg | Installation required.

Dimensions (cm)

PEPITA WALL



OPTIONS

 Cable & Solar (Hibryd) | Outdoor use |  Anthracite colour.

Im











REFERENCES

750 LUMPEP036ANOPNW

Packaging: 18,3 x 46,6 x 32,5 cm | Gross Weight (Packaged Weight): 2,5kg | Installation required.

Dimensions (cm)

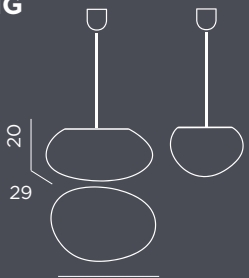
GLOSSARY This technical catalogue is subject to periodic updates, the measurements or finishes may vary in future revisions.

 White light (included)  Warm light (included)  RGB light (included)  Warm light portable rechargeable battery (included)  Led tube lighting (included)  Led light flame effect  Twilight sensor  Motion sensor  Electric charge (driver not included)  Remote control (included)  Dimmable  Hanging product  Floating, not submersible  Integrated speakers  Touch control  Volumen of the plantation area **IP** Indicates the level of protection of the electrical or electronic equipment against the entry of external agents: dust or water  Made of recyclable materials  Artificial plants included


217



PETRA 40  
HANG



OPTIONS

 Hanging Cable | Indoor & outdoor use

IP44

H

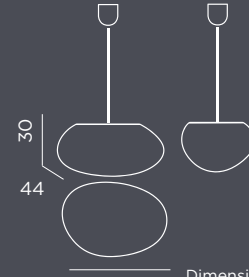
Im

REFERENCES


Packaging: 40,3 x 29,5 x 20,5 cm | Gross Weight (Packaged Weight): 1,5kg | Metal trim | Cable: 1,5m | Installation required.

Dimensions (cm)

PETRA 60  
HANG



OPTIONS

 Hanging Cable | Indoor & outdoor use

IP44

H

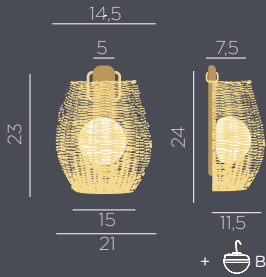
Im

REFERENCES


Packaging: 44,3 x 60,2 x 30,8 cm | Gross Weight (Packaged Weight): 2,5kg | Metal trim | Cable: 1,5m | Installation required.


Dimensions (cm)


SAONA WALL | NATURE COLLECTION




OPTIONS

 Rechargeable Battery | Indoor & outdoor use

 IP54





900

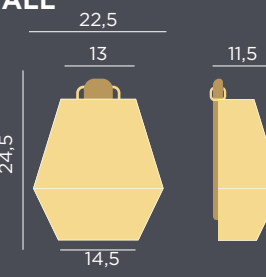
REFERENCES

+  Cherry bulb included


Packaging: 16,3 x 21,2 x 27,2 cm | Gross Weight (Packaged Weight): 1kg


Dimensions (cm)


SISINE 25 | NATURE COLLECTION  
WALL




OPTIONS

 Rechargeable Battery | Indoor & outdoor use


 IP54





900

REFERENCES

+  Cherry bulb included

Packaging: 27,2 x 21,2 x 16,3 cm | Gross Weight (Packaged Weight): 0,9kg

Dimensions (cm)

WALLY SQUARE  
12x12x12



OPTIONS

 Solar | Outdoor use | ● White colour.

 IP65





 500




















Im

REFERENCES

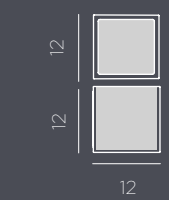
Packaging: 13,3 x 13,3 x 13,7 cm | Gross Weight (Packaged Weight): 0,4kg

Dimensions (cm)


GLOSSARY This technical catalogue is subject to periodic updates, the measurements or finishes may vary in future revisions.

 White light (included)  Warm light (included)  RGB light (included)  Warm light portable rechargeable battery (included)  Led tube lighting (included)  Led light flame effect  Twilight sensor  Motion sensor  Electric charge (driver not included)  Remote control (included)  Dimmable  Hanging product  Floating, not submersible  Integrated speakers  Touch control  Volumen of the plantation area  IP Indicates the level of protection of the electrical or electronic equipment against the entry of external agents: dust or water  Made of recyclable materials  Artificial plants included

WALLY SQUARE  
12x12x12




OPTIONS

 White Opaque Colour ●

Im

REFERENCES

Packaging: 13,3 x 13,3 x 13,7 cm | Gross Weight (Packaged Weight): 0,4kg | 1,5 L  Artificial plants included.

Dimensions (cm)

WALLY RECTANGLE  
12x12x18



OPTIONS

 Solar | Outdoor use | ● White colour.

 IP65





 500

Im

REFERENCES

Packaging: 13,3 x 13,3 x 19,7cm | Gross Weight (Packaged Weight): 0,6kg

Dimensions (cm)

WALLY SQUARE  
18x18x18



OPTIONS

 Solar | Outdoor use | ● White colour.

 IP65





 1.000

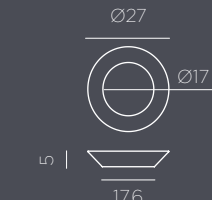
Im

REFERENCES


Packaging: 19,3 x 19,3 x 19,7cm | Gross Weight (Packaged Weight): 1kg


Dimensions (cm)


WALLY 27 DISK





OPTIONS

 Solar | Outdoor use | ● White colour.

 IP65





 200

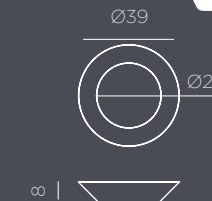
Im

REFERENCES


Packaging: cm 28 x 28 x 6,5 cm | Gross Weight (Packaged Weight): 0,65 kg


Dimensions (cm)


WALLY 39 DISK





OPTIONS

 Solar | Outdoor use | ● White colour.

 IP65





 200











Im

REFERENCES

Packaging: 40 x 40 x 9,5 cm | Gross Weight (Packaged Weight): 1,5kg

Dimensions (cm)

GLOSSARY This technical catalogue is subject to periodic updates, the measurements or finishes may vary in future revisions.

 White light (included)  Warm light (included)  RGB light (included)  Warm light portable rechargeable battery (included)  Led tube lighting (included)  Led light flame effect  Twilight sensor  Motion sensor  Electric charge (driver not included)  Remote control (included)  Dimmable  Hanging product  Floating, not submersible  Integrated speakers  Touch control  Volumen of the plantation area  IP Indicates the level of protection of the electrical or electronic equipment against the entry of external agents: dust or water  Made of recyclable materials  Artificial plants included



ESSENTIALS

BULY 20



























Ø20

17

Ø14.5

Dimensions (cm)

OPTIONS

  Solar & Rechargeable Battery   Indoor & outdoor use	     	45	LUMBL020SSNW
 Solar   Outdoor use (Floating)	      	45	LUMBL020FTNW
 Solar   Outdoor use	    	16	LUMBL020SANW
 Cable   Indoor & outdoor use	  	250	LUMBL020OFNW

Packaging: 19,5 x 20,3 x 20,3 cm | Gross Weight (Packaged Weight): 0,8kg.

BULY 30





















Ø30

26,5

Ø19

Dimensions (cm)

OPTIONS

  Solar & Rechargeable Battery   Indoor & outdoor use	     	45	LUMBL030SSNW
 Solar   Outdoor use (Floating)	      	45	LUMBL030FTNW
 Cable   Indoor & outdoor use	  	600	LUMBL030OFNW

Packaging: 31,5 x 31,5 x 29 cm | Gross Weight (Packaged Weight): 1,2kg.

BULY 40





















Ø40

35

Ø26,5

Dimensions (cm)

OPTIONS

  Solar & Rechargeable Battery   Indoor & outdoor use	     	45	LUMBL040SSNW
 Solar   Outdoor use (Floating)	      	45	LUMBL040FTNW
 Cable   Indoor & outdoor use	  	600	LUMBL040OFNW

Packaging: 36,6 x 40,3 x 40,3 cm | Gross Weight (Packaged Weight): 1,9kg.

BULY 50













Ø50

44

Ø33

Dimensions (cm)

OPTIONS

  Solar & Rechargeable Battery   Indoor & outdoor use	     	45	LUMBL050SSNW
 Cable   Indoor & outdoor use	  	600	LUMBL050OFNW

Packaging: 44,5 x 50,5 x 50,5 cm | Gross Weight (Packaged Weight): 3,2kg.

BULY 60













Ø60

55

Ø34



















Dimensions (cm)

OPTIONS

  Solar & Rechargeable Battery   Indoor & outdoor use	     	45	LUMBL060SSNW
 Cable   Indoor & outdoor use	  	600	LUMBL060OFNW

Packaging: 56 x 59,5 x 59,5 cm | Gross Weight (Packaged Weight): 4,5kg.

GLOSSARY This technical catalogue is subject to periodic updates, the measurements or finishes may vary in future revisions.

 White light (included)  Warm light (included)  RGB light (included)  Warm light portable rechargeable battery (included)  Led tube lighting (included)  Led light flame effect  Twilight sensor  Motion sensor  Electric charge (driver not included)  Remote control (included)  Dimmable  Hanging product  Floating, not submersible  Integrated speakers  Touch control  Volumen of the plantation area **IP** Indicates the level of protection of the electrical or electronic equipment against the entry of external agents: dust or water  Made of recyclable materials  Artificial plants included

BULY 80













Ø78

69

Ø57

Dimensions (cm)

OPTIONS

  Solar & Rechargeable Battery   Indoor & outdoor use	     	600	LUMBL080SSNW
 Cable   Indoor & outdoor use	  	600	LUMBL080OFNW

Packaging: 70,3 x 79,5 x 79,5 cm | Gross Weight (Packaged Weight): 9,5kg.

CUBY 20













20

20

20

Dimensions (cm)

OPTIONS

  Solar & Rechargeable Battery   Indoor & outdoor use	     	45	LUMCB020SSNW
 Cable   Indoor & outdoor use	  	250	LUMCB020OFNW

Packaging: 26,5 x 30,3 x 30,3 cm | Gross Weight (Packaged Weight): 1,1kg.

CUBY 32













32

32

32

Dimensions (cm)

OPTIONS

  Solar & Rechargeable Battery   Indoor & outdoor use	     	45	LUMCB032SSNW
 Cable   Indoor & outdoor use	  	600	LUMCB032OFNW

Packaging: 34,8 x 32,5 x 32,5 cm | Gross Weight (Packaged Weight): 2,7kg.

CUBY 40













40

40

40

Dimensions (cm)

OPTIONS

  Solar & Rechargeable Battery   Indoor & outdoor use	     	45	LUMCB040SSNW
 Cable   Indoor & outdoor use	  	600	LUMCB040OFNW

Packaging: 46,6 x 46,6 x 42 cm | Gross Weight (Packaged Weight): 4kg.

CUBY 45













43

43

43



















Dimensions (cm)

OPTIONS

  Solar & Rechargeable Battery   Indoor & outdoor use	     	45	LUMCB045SSNW
 Cable   Indoor & outdoor use	  	600	LUMCB045OFNW

Packaging: 45 x 43,5 x 43,5 cm | Gross Weight (Packaged Weight): 5kg.

GLOSSARY This technical catalogue is subject to periodic updates, the measurements or finishes may vary in future revisions.

 White light (included)  Warm light (included)  RGB light (included)  Warm light portable rechargeable battery (included)  Led tube lighting (included)  Led light flame effect  Twilight sensor  Motion sensor  Electric charge (driver not included)  Remote control (included)  Dimmable  Hanging product  Floating, not submersible  Integrated speakers  Touch control  Volumen of the plantation area **IP** Indicates the level of protection of the electrical or electronic equipment against the entry of external agents: dust or water  Made of recyclable materials  Artificial plants included




CUBY 53

43


53

43


OPTIONS





Solar & Rechargeable Battery | Indoor & outdoor use





Cable | Indoor & outdoor use

















IP65



IP65





Im

REFERENCES

45

LUMCB053SSNW

600

LUMCB053OFNW

Packaging: 43,6x 43,6 x 55 cm | Gross Weight (Packaged Weight): 5,5kg.

Dimensions (cm)


PETRA 40

20


29

40


OPTIONS




Solar & Rechargeable Battery | Indoor & outdoor use





Solar | Outdoor use





Cable | Indoor & outdoor use

















IP65



IP68





IP65

Im

REFERENCES

45

LUMPT040SSNW

16

LUMPT040SANW

250

LUMPT040OFNW

Packaging: 20,5 x 40,3 x 29,5 cm | Gross Weight (Packaged Weight): 1,3kg.

Dimensions (cm)


PETRA 60

30


44

60


OPTIONS





Solar & Rechargeable Battery | Indoor & outdoor use





Cable | Indoor & outdoor use















IP65



IP65

Im

REFERENCES

45

LUMPT060SSNW

600

LUMPT060OFNW

Packaging: 44,3 x 60,2 x 30,8 cm | Gross Weight (Packaged Weight): 2,5kg.

Dimensions (cm)

TABLES P 222

SEATS P 225

BAR P 226

TABLES


BORA

39x39


43

43X43


OPTIONS





Cable Jute | IN&OUT Indoor & outdoor use | Marble





Cable Jute | IN&OUT Indoor & outdoor use | Wood

















IP65



IP65





Im

REFERENCES

860

LUMBORAMBXINOUTNW

860

LUMBORAWBXINOUTNW

White Opaque Colour  | Marble

White Opaque Colour  | Wood

LUMBORAMBXNW

LUMBORAWBXNW

Packaging: 44 x 44 x 45,5 cm | Gross Weight (Packaged Weight) Wood: 5,7 kg | Gross Weight (Packaged Weight) Marble: 8,2 kg

Dimensions (cm)


CUBY 45

43


43

43


OPTIONS




Solar & Rechargeable Battery | Indoor & outdoor use





Cable | Indoor & outdoor use





Rechargeable Battery | Play: Light & Music | Indoor & outdoor use

















IP65





IP65






IP43







Im

REFERENCES

45

LUMCB045SSNW

600

LUMCB045OFNW



















45

LUMCBP45WLNW

Packaging: 45 x 43,5 x 43,5 cm | Gross Weight (Packaged Weight): 5kg.

Dimensions (cm)

GLOSSARY This technical catalogue is subject to periodic updates, the measurements or finishes may vary in future revisions.

 White light (included)  Warm light (included)  RGB light (included)  Warm light portable rechargeable battery (included)  Led tube lighting (included)  Led light flame effect  Twilight sensor  Motion sensor  Electric charge (driver not included)  Remote control (included)  Dimmable  Hanging product  Floating, not submersible  Integrated speakers  Touch control  Volumen of the plantation area **IP** Indicates the level of protection of the electrical or electronic equipment against the entry of external agents: dust or water  Made of recyclable materials  Artificial plants included


CUBY 53

43


53

43


OPTIONS





Solar & Rechargeable Battery | Indoor & outdoor use





Cable | Indoor & outdoor use















IP65



IP65

Im

REFERENCES

45

LUMCB053SSNW

600

LUMCB053OFNW

Packaging: 43,6x 43,6 x 55 cm | Gross Weight (Packaged Weight): 5,5kg.

Dimensions (cm)


CAPRI 40

Ø58


39

Ø36


OPTIONS





Solar & Rechargeable Battery | Indoor & outdoor use





Cable | Indoor & outdoor use
















IP65



IP65



Im

REFERENCES

45

MOBCP040SSNW

MOBCP040BXNW

White Opaque Colour 

MOBCP040BXNW

Packaging: 60 x 60 x 42 cm | Gross Weight (Packaged Weight): 4,5 kg | Methacrylate cover included.

Dimensions (cm)


CAPRI 75

Ø99


74

Ø63


OPTIONS





Solar & Rechargeable Battery | Indoor & outdoor use





Cable | Indoor & outdoor use















IP65



IP65

Im


REFERENCES

45

MOBCP075SSNW

600

MOBCP075OFNW

White Opaque Colour 

MOBCP075BXNW

Packaging: 74,4 x 100,6 x 101 cm | Gross Weight (Packaged Weight): 18 kg | Methacrylate cover included.


Dimensions (cm)

CAPRI 110


Ø60

110


OPTIONS





Rechargeable Battery | Indoor & outdoor use





Cable | Indoor & outdoor use















IP54



LED TUBE


Im

REFERENCES

360

MOBCP110TWLNW

MOBCP110BXNW

White Opaque Colour 

MOBCP110BXNW

Packaging: 60 x 60 x 113 cm | Gross Weight (Packaged Weight): 10 kg | Methacrylate cover included.

Dimensions (cm)


ITACA 60

60


60

70


OPTIONS





Solar & Rechargeable Battery | Indoor & outdoor use





Cable | Indoor & outdoor use















IP65



IP65

Im

REFERENCES


















45

MOBITC60SSNW

Packaging: 35,5 x 35,5 x 70 cm | Gross Weight (Packaged Weight): 12,6kg | White phenolic cover included: unassembled; individual package (plastic bag). Weight stability included.

Dimensions (cm)

GLOSSARY This technical catalogue is subject to periodic updates, the measurements or finishes may vary in future revisions.

 White light (included)  Warm light (included)  RGB light (included)  Warm light portable rechargeable battery (included)  Led tube lighting (included)  Led light flame effect  Twilight sensor  Motion sensor  Electric charge (driver not included)  Remote control (included)  Dimmable  Hanging product  Floating, not submersible  Integrated speakers  Touch control  Volumen of the plantation area **IP** Indicates the level of protection of the electrical or electronic equipment against the entry of external agents: dust or water  Made of recyclable materials  Artificial plants included



MARTINICA

100

35

100

OPTIONS

Solar & Rechargeable Battery | Indoor & outdoor use

IP65

45

White Opaque Colour

Im

REFERENCES

MOBMESMASSNW

MOBMESMABXNW

Packaging: 82,5 x 101 x 36 cm | Gross Weight (Packaged Weight): 10kg

TARIDA TAB

18

51

45

59

OPTIONS

Solar & Rechargeable Battery | Indoor & outdoor use

IP65

45

Rechargeable Battery | Play: Light & Music | Indoor & outdoor use

IP43

45

White Opaque Colour

Im

REFERENCES

MOBTD30SSNW

MOBTD30PLNW

MOBTD30BXNW

Packaging: 45,6 x 59,6 x 31,5 cm | Gross Weight (Packaged Weight):5kg | Methacrylate cover included. 3,5 L | Play Light & Music finished x2 Speakers.

SEATS

ARUBA

80.5

80

81

OPTIONS

Solar & Rechargeable Battery | Indoor & outdoor use

IP65

45

White Opaque Colour

Im

REFERENCES

MOBSILARSSNW

MOBSILARBXNW

Packaging: plastic bag | Gross Weight (Packaged Weight): 12kg

CORFU 40

Ø40

38

Ø33

OPTIONS

Solar & Rechargeable Battery | Indoor & outdoor use

IP65

45

White Opaque Colour

Im

REFERENCES

MOBCF040SSNW

MOBCF040BXNW

Packaging: 40,5 x 40,5 x 38 | Gross Weight (Packaged Weight): 3,5kg

CORFU 74

Ø40

74

28

Ø37

OPTIONS

Solar & Rechargeable Battery | Indoor & outdoor use

IP65

45

White Opaque Colour

Im

REFERENCES

MOBCF074SSNW

MOBCF074BXNW

Packaging: 40 x 40 x 74,8 cm | Gross Weight (Packaged Weight): 5,5kg

GLOSSARY This technical catalogue is subject to periodic updates, the measurements or finishes may vary in future revisions.

💡 White light (included) 🌞 Warm light (included) 🌈 RGB light (included) 🔋 Warm light portable rechargeable battery (included) 📺 Led tube lighting (included) 🔥 Led light flame effect 🌙 Twilight sensor 🦋 Motion sensor 🏠 Electric charge (driver not included) 📶 Remote control (included) 📶 Dimmable 🌀 Hanging product 🌊 Floating, not submersible 🔊 Integrated speakers 🖱 Touch control 💧 Volumen of the plantation area 🛡 IP Indicates the level of protection of the electrical or electronic equipment against the entry of external agents: dust or water ♻ Made of recyclable materials 🌿 Artificial plants included

FORMENTERA

Ø164

65

Ø57

OPTIONS

Solar & Rechargeable Battery | Indoor & outdoor use

IP65

45x4

Cable | Indoor & outdoor use

IP65

600

White Opaque Colour

Im

REFERENCES

MOBFR160SSNW

MOBFR160OFNW

MOBFR160BXNW

MOBCNF140BXNLNW

MOBCNC050BXNLNW

MOBCNR060BXNLNW

Packaging: Plastic bag | Gross Weight (Packaged Weight): 41kg (\*)Lumens per bulb

JAMAICA

80.5

71

210

81.5

OPTIONS

Solar & Rechargeable Battery | Indoor & outdoor use

IP65

45x2

Cable | Indoor & outdoor use

IP65

600

White Opaque Colour

Im

REFERENCES

MOBSOFJASSNW

MOBSOFJAOFNW

MOBSOFJABXNW

Packaging: Plastic bag | Gross Weight (Packaged Weight): 30,5kg | (\*)Lumens per bulb

MALLORCA

55

45

47

46

OPTIONS

Solar & Rechargeable Battery | Indoor & outdoor use

IP65

45

White Opaque Colour

Im

REFERENCES

MOBMA060SSNW

MOBMA060BXNW

Packaging: 60 x 60 x 73 cm | Gross Weight (Packaged Weight): 7,5kg

PUFY 45

43

43

43

OPTIONS

White Opaque Colour

Im

REFERENCES

MOBPF045BXNW

Packaging: 45 x 43,5 x 43,5 cm | Gross Weight (Packaged Weight): 5kg.

RASA

37

26.5

80

203

OPTIONS

White Opaque Colour

Im

REFERENCES

MOBRASABXNW

Packaging: 35,5 x 204 x 80,5 cm | Gross Weight (Packaged Weight): 15kg

GLOSSARY This technical catalogue is subject to periodic updates, the measurements or finishes may vary in future revisions.

💡 White light (included) 🌞 Warm light (included) 🌈 RGB light (included) 🔋 Warm light portable rechargeable battery (included) 📺 Led tube lighting (included) 🔥 Led light flame effect 🌙 Twilight sensor 🦋 Motion sensor 🏠 Electric charge (driver not included) 📶 Remote control (included) 📶 Dimmable 🌀 Hanging product 🌊 Floating, not submersible 🔊 Integrated speakers 🖱 Touch control 💧 Volumen of the plantation area 🛡 IP Indicates the level of protection of the electrical or electronic equipment against the entry of external agents: dust or water ♻ Made of recyclable materials 🌿 Artificial plants included

224


225



TAFY 38

Ø35

38



Dimensions (cm)

OPTIONS

White Opaque Colour

Black Opaque Colour

Packaging: 41,5 x 41,5 x 41 cm | Gross Weight (Packaged Weight): 2,8kg.

REFERENCES


MOBTF038BXNW

MOBTF038NXNW

TARIDA SIT

66


27



77

66

37



59

Dimensions (cm)

OPTIONS

Solar & Rechargeable Battery | Indoor & outdoor use

600

Packaging: 69 x 77 x 66,5 cm | Gross Weight (Packaged Weight): 8,5kg | Pillow included.


REFERENCES

MOBTDS66SSNW

TARIDA SIT ARMS

66


27



77

66

57



69

Dimensions (cm)

OPTIONS

Solar & Rechargeable Battery | Indoor & outdoor use

White Opaque Colour

600

Packaging: 69 x 77 x 66,5 cm | Gross Weight (Packaged Weight): 14kg | Wood arms. | Pillow included.

REFERENCES

MOBTDS66ARMSNW

MOBTDS66ARMBXNW


BAR

COOLER

19

23,5

35



18

Dimensions (cm)

OPTIONS

Bambu cooler | Indoor & outdoor use

Palma cooler | Indoor & outdoor use

Packaging: 20,6x 20,6 x 22,3 cm | Gross Weight (Packaged Weight): 1kg | Made of aluminium.

REFERENCES


LUMCLB035XXNLNW

LUMCLP035XXNLNW

CRETA 120

120


59



45

120

95



103

Dimensions (cm)

OPTIONS

Solar & Rechargeable Battery | Indoor & outdoor use

Cable | Indoor & outdoor use

Shelf accessory 21 x 101 x 1cm

45

600

Packaging: 120 x 66 x 111,5 cm | Gross Weight (Packaged Weight): 27kg | Methacrylate cover included.

REFERENCES

MOBCR120SSNW

MOBCR120OFNW

MOBCRE101BXNLNW


GLOSSARY This technical catalogue is subject to periodic updates, the measurements or finishes may vary in future revisions.

☀ White light (included) ☀ Warm light (included) ☀ RGB light (included) 🔋 Warm light portable rechargeable battery (included) 📶 Led tube lighting (included) 🔥 Led light flame effect 🌙 Twilight sensor 🏠 Motion sensor 🔌 Electric charge (driver not included) 📶 Remote control (included) 📶 Dimmable 📶 Hanging product 🏠 Floating, not submersible 📶 Integrated speakers 📶 Touch control 💧 Volumen of the plantation area **IP** Indicates the level of protection of the electrical or electronic equipment against the entry of external agents: dust or water ♻ Made of recyclable materials 🌿 Artificial plants included

IBIZA 120

119


59



45

110

72



72

Dimensions (cm)

OPTIONS

Solar & Rechargeable Battery | Indoor & outdoor use

Cable | Indoor & outdoor use

Packaging: 120 x 66 x 111,5 cm | Gross Weight (Packaged Weight): 23,8kg | Methacrylate cover included.

REFERENCES

45

600


MOBBZ120SSNW

MOBBZ120OFNW

MILOS 160 | NATURE COLLECTION

152

50



20x50

Dimensions (cm)

OPTIONS

| Indoor & outdoor use

Packaging: 109 x 50,5 x 6 cm | Gross Weight (Packaged Weight): 15kg


REFERENCES

MOBMIL160XXNLNW

PALMA BOTTLE RACK

Ø35

Ø24



70

Dimensions (cm)

OPTIONS

Solar & Rechargeable Battery | Indoor & outdoor use

Palma cooler | Indoor & outdoor use

Packaging: 35,5 x 35,5 x 70 cm | Gross Weight (Packaged Weight): 5kg

REFERENCES

45


LUMPMB70SSNW

LUMCLP035XXNLNW

SICILIA 75

75


33



105

118

75



75

Dimensions (cm)

OPTIONS

Solar & Rechargeable Battery | Indoor & outdoor use

Packaging: 75 x 76,5 x 118,5 cm | Gross Weight (Packaged Weight): 33kg | Methacrylate cover included.

REFERENCES


45

MOBSC075SSNW

SICILIA 120

120


33



105

118

75



75

Dimensions (cm)

OPTIONS

Solar & Rechargeable Battery | Indoor & outdoor use

Cable | Indoor & outdoor use

White Opaque Colour

45

2.800

Packaging: 120 x 76,5 x 118,5 cm | Gross Weight (Packaged Weight): 40kg | Methacrylate cover included.

REFERENCES

MOBSC120SSNW

MOBSC120OFNW

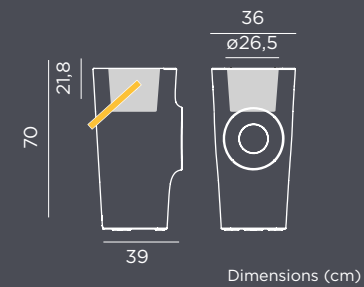
MOBSC120BXNW

GLOSSARY This technical catalogue is subject to periodic updates, the measurements or finishes may vary in future revisions.

☀ White light (included) ☀ Warm light (included) ☀ RGB light (included) 🔋 Warm light portable rechargeable battery (included) 📶 Led tube lighting (included) 🔥 Led light flame effect 🌙 Twilight sensor 🏠 Motion sensor 🔌 Electric charge (driver not included) 📶 Remote control (included) 📶 Dimmable 📶 Hanging product 🏠 Floating, not submersible 📶 Integrated speakers 📶 Touch control 💧 Volumen of the plantation area **IP** Indicates the level of protection of the electrical or electronic equipment against the entry of external agents: dust or water ♻ Made of recyclable materials 🌿 Artificial plants included



WOODY



OPTIONS

- Solar & Rechargeable Battery | Indoor & outdoor use
- Rechargeable Battery | Play: Light & Music | Indoor & outdoor use

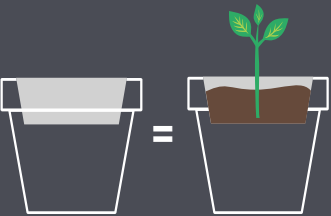
Packaging: 40,5 x 40,5 x 70 cm | Gross Weight (Packaged Weight): 5,2 kg | Vegan leather handle | Cooler accessory included. | Play Light & Music finished x1 Speaker.

Im	REFERENCES
45	LUMWD070SSNW
45	LUMWD070PLNW


In the section of pots you will find pots with double bottoms and pots without double bottoms.

Flowerpots with false bottom are recommended for the use of artificial plants.

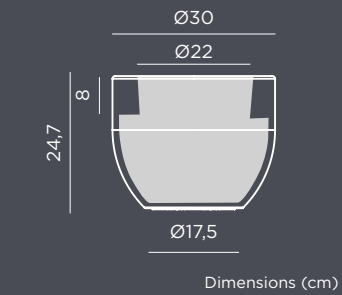
Pots with double bottoms



Pots without double bottoms



AZALEA 30



OPTIONS

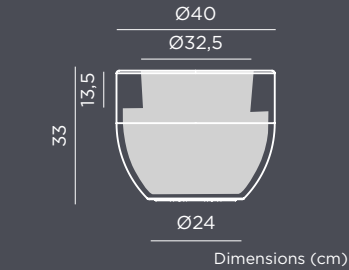
- White Opaque Colour ●
- Black Opaque Colour ●
- Bronze Opaque Colour ●
- Terracota Opaque Colour ●
- Anthracite Opaque Colour ○

REFERENCES

- JDNAZA030BXNLNW
- JDNAZA030NXNLNW
- JDNAZA030ZXNLNW
- JDNAZA030TXNLNW
- JDNAZA030ANNLNW

Packaging: Plastic bag | Gross Weight (Packaged Weight): 1kg | 4,9,4L | Product with water reserve.

AZALEA 40



OPTIONS

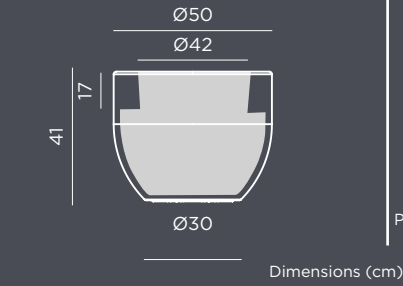
- White Opaque Colour ●
- Black Opaque Colour ●
- Bronze Opaque Colour ●
- Terracota Opaque Colour ●
- Anthracite Opaque Colour ○

REFERENCES

- JDNAZA040BXNLNW
- JDNAZA040NXNLNW
- JDNAZA040ZXNLNW
- JDNAZA040TXNLNW
- JDNAZA040ANNLNW

Packaging: Plastic bag | Gross Weight (Packaged Weight): 2kg | 19,7L | Product with water reserve.

AZALEA 50



OPTIONS

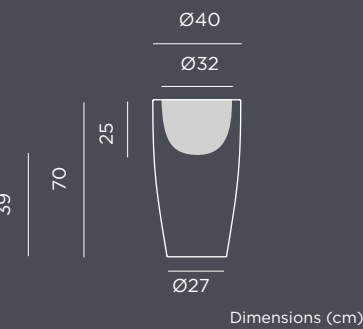
- White Opaque Colour ●
- Black Opaque Colour ●
- Bronze Opaque Colour ●
- Terracota Opaque Colour ●
- Anthracite Opaque Colour ○

REFERENCES

- JDNAZA050BXNLNW
- JDNAZA050NXNLNW
- JDNAZA050ZXNLNW
- JDNAZA050TXNLNW
- JDNAZA050ANNLNW

Packaging: Plastic bag | Gross Weight (Packaged Weight): 3,5kg | 37,8L | Product with water reserve.

BAMBU 70



OPTIONS

WITH LIGHT

- Rechargeable Battery | Indoor & outdoor use
- Cable | Indoor & outdoor use

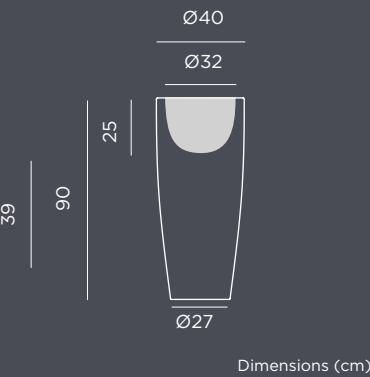
Packaging: 40 x 40 x 70 cm | Gross Weight (Packaged Weight): 4,5kg | 15,8 L | Finished double wall.

OPAQUE COLOUR (WITHOUT LIGHT)

- White Opaque Colour ●
- Black Opaque Colour ●
- Bronze Opaque Colour ●
- Terracota Opaque Colour ●
- Anthracite Opaque Colour ○

Packaging: 40 x 40 x 70 cm | Gross Weight (Packaged Weight): 4kg | 15,8 L | Finished double wall.

BAMBU 90



OPTIONS

WITH LIGHT

- Rechargeable Battery | Indoor & outdoor use
- Cable | Indoor & outdoor use

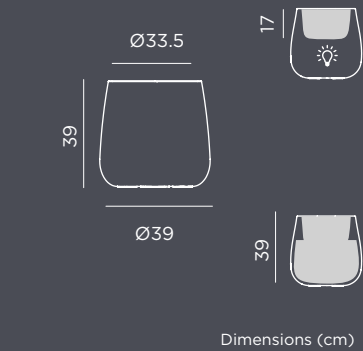
Packaging: 40,5 x 40,5 x 89,5 cm | Gross Weight (Packaged Weight): 6,5kg | 15,8 L | Finished double wall.

OPAQUE COLOUR (WITHOUT LIGHT)

- White Opaque Colour ●
- Black Opaque Colour ●
- Bronze Opaque Colour ●
- Terracota Opaque Colour ●
- Anthracite Opaque Colour ○

Packaging: 40,5 x 40,5 x 89,5 cm | Gross Weight (Packaged Weight): 6kg | 15,8 L | Finished double wall.

CAMELIA 40



OPTIONS

WITH LIGHT

- Solar & Rechargeable Battery | Indoor & outdoor use
- Cable | Indoor & outdoor use

Packaging: 40,5 x 40,5 x 39,5 cm | Gross Weight (Packaged Weight): 3,2kg | 5,5 L | Finished double wall.

OPAQUE COLOUR (WITHOUT LIGHT)

- White Opaque Colour ●
- Black Opaque Colour ●
- Bronze Opaque Colour ●
- Anthracite Opaque Colour ○

Packaging: Plastic bag | Gross Weight (Packaged Weight): 2,2kg | 32,45 L | Finished double wall.

GLOSSARY This technical catalogue is subject to periodic updates, the measurements or finishes may vary in future revisions.

☀ White light (included) ☀ Warm light (included) ☀ RGB light (included) ☀ Warm light portable rechargeable battery (included) ☀ Led tube lighting (included) 🔥 Led light flame effect 🌙 Twilight sensor 🦋 Motion sensor 🌱 Electric charge (driver not included) 📶 Remote control (included) 📶 Dimmable 📶 Hanging product 🌊 Floating, not submersible 🔊 Integrated speakers 🖱 Touch control 💧 Volumen of the plantation area IP Indicates the level of protection of the electrical or electronic equipment against the entry of external agents: dust or water ♻ Made of recyclable materials 🌿 Artificial plants included

GLOSSARY This technical catalogue is subject to periodic updates, the measurements or finishes may vary in future revisions.

☀ White light (included) ☀ Warm light (included) ☀ RGB light (included) ☀ Warm light portable rechargeable battery (included) ☀ Led tube lighting (included) 🔥 Led light flame effect 🌙 Twilight sensor 🦋 Motion sensor 🌱 Electric charge (driver not included) 📶 Remote control (included) 📶 Dimmable 📶 Hanging product 🌊 Floating, not submersible 🔊 Integrated speakers 🖱 Touch control 💧 Volumen of the plantation area IP Indicates the level of protection of the electrical or electronic equipment against the entry of external agents: dust or water ♻ Made of recyclable materials 🌿 Artificial plants included



CAMELIA 60	OPTIONS	Im	REFERENCES
	<b>WITH LIGHT</b> Solar & Rechargeable Battery   Indoor & outdoor use Cable   Indoor & outdoor use	45 600	LUMCA060SSNW LUMCA060OFNW
	Packaging: 60,5 x 60,5 x 42,7 cm   Gross Weight (Packaged Weight): 5kg   29,4 L   Finished double wall.		
	<b>OPAQUE COLOUR (WITHOUT LIGHT)</b> White Opaque Colour ● JDNCA060BXNW Black Opaque Colour ● JDNCA060NXNW Bronze Opaque Colour ● JDNCA060ZXNW Anthracite Opaque Colour ○ JDNCA060ANNW	Packaging: Plastic bag   Gross Weight (Packaged Weight): 4,5kg   74 L   Finished double wall.	

CAMELIA 80	OPTIONS	Im	REFERENCES
	<b>WITH LIGHT</b> Solar & Rechargeable Battery   Indoor & outdoor use Cable   Indoor & outdoor use	45 600	LUMCA080SSNW LUMCA080OFNW
	Packaging: Plastic bag   Gross Weight (Packaged Weight): 10,5kg   74,8 L		
	<b>OPAQUE COLOUR (WITHOUT LIGHT)</b> White Opaque Colour ● JDNCA080BXNW Black Opaque Colour ● JDNCA080NXNW Bronze Opaque Colour ● JDNCA080ZXNW Anthracite Opaque Colour ○ JDNCA080ANNW	Packaging: Plastic bag   Gross Weight (Packaged Weight): 10,5kg   178,4 L   Finished double wall.	

CAMELIA HIGH	OPTIONS	Im	REFERENCES
	<b>WITH LIGHT</b> Solar & Rechargeable Battery   Indoor & outdoor use Cable   Indoor & outdoor use	45 600	LUMCAHIGSSNW LUMCAHIGOFNW
	Packaging: 40,5 x 40,5 x 69,5 cm   Gross Weight (Packaged Weight): 4kg   13,9 L   Finished double wall.		
	<b>OPAQUE COLOUR (WITHOUT LIGHT)</b> White Opaque Colour ● JDNCAHIGBXNW Black Opaque Colour ● JDNCAHIGNXNW Bronze Opaque Colour ● JDNCAHIGZXNW Anthracite Opaque Colour ○ JDNCAHIGANNW	Packaging: Plastic bag   Gross Weight (Packaged Weight): 3,5kg   53,7 L   Finished double wall.	

CAMELIA LARGE	OPTIONS	Im	REFERENCES
	<b>WITH LIGHT</b> Solar & Rechargeable Battery   Indoor & outdoor use Cable   Indoor & outdoor use	45 250	LUMCALARSSNW LUMCALAROFNW
	Packaging: 50 x 50 x 111 cm   Gross Weight (Packaged Weight): 7,5kg   43,4 L   Finished double wall.		
	<b>OPAQUE COLOUR (WITHOUT LIGHT)</b> White Opaque Colour ● JDNCALARBXNW Black Opaque Colour ● JDNCALARNXNW Bronze Opaque Colour ● JDNCALARZXNW Anthracite Opaque Colour ○ JDNCALARANNW	Packaging: Plastic bag   Gross Weight (Packaged Weight): 6kg   101,58 L   Finished double wall.	

GLOSSARY This technical catalogue is subject to periodic updates, the measurements or finishes may vary in future revisions.

White light (included)
 Warm light (included)
 RGB light (included)
 Warm light portable rechargeable battery (included)
 Led tube lighting (included)
 Led light flame effect
 Twilight sensor
 Motion sensor
 Electric charge (driver not included)
 Remote control (included)
 Dimmable
 Hanging product
 Floating, not submersible
 Integrated speakers
 Touch control
 Volumen of the plantation area
 IP Indicates the level of protection of the electrical or electronic equipment against the entry of external agents: dust or water
 Made of recyclable materials
 Artificial plants included

FICUS 60	OPTIONS	Im	REFERENCES
	<b>WITH LIGHT</b> Solar & Rechargeable Battery   Indoor & outdoor use Cable   Indoor & outdoor use	45 600	LUMFC060SSNW LUMFC060OFNW
	Packaging: 29,6 x 29,6 x 59,9   Gross Weight (Packaged Weight): 2,6kg   9 L		
	<b>OPAQUE COLOUR (WITHOUT LIGHT)</b> White Opaque Colour ● JDNFC060BXNW Black Opaque Colour ● JDNFC060NXNW Bronze Opaque Colour ● JDNFC060ZXNW Anthracite Opaque Colour ○ JDNFC060ANNW	Packaging: Plastic bag   Gross Weight (Packaged Weight): 2,1kg   16,1 L	

FICUS 80	OPTIONS	Im	REFERENCES
	<b>WITH LIGHT</b> Solar & Rechargeable Battery   Indoor & outdoor use Cable   Indoor & outdoor use	45 600	LUMFC080SSNW LUMFC080OFNW
	Packaging: 29,5 x 29,5 x 59,9   Gross Weight (Packaged Weight): 3,2kg   9,5 L		
	<b>OPAQUE COLOUR (WITHOUT LIGHT)</b> White Opaque Colour ● JDNFC080BXNW Black Opaque Colour ● JDNFC080NXNW Bronze Opaque Colour ● JDNFC080ZXNW Anthracite Opaque Colour ○ JDNFC080ANNW	Packaging: Plastic bag   Gross Weight (Packaged Weight): 2,7kg   22,5 L	

GERBERA 33	OPTIONS	REFERENCES
	White Opaque Colour ● Black Opaque Colour ● Bronze Opaque Colour ● Topo Opaque Colour ● Terracota Opaque Colour ● Anthracite Opaque Colour ○	JDNGB033BXNW JDNGB033NXNW JDNGB033ZXNW JDNGB033KXNW JDNGB033TXNW JDNGB033ANNW
	Packaging: Plastic bag   Gross Weight (Packaged Weight): 1kg   19,6L   Product with water reserve.	

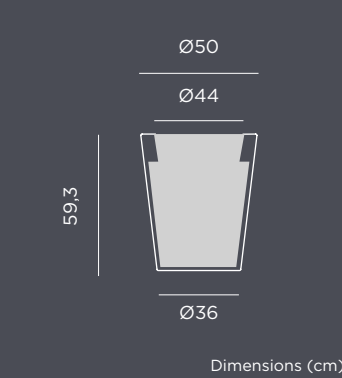
GERBERA 45	OPTIONS	REFERENCES
	White Opaque Colour ● Black Opaque Colour ● Bronze Opaque Colour ● Topo Opaque Colour ○ Terracota Opaque Colour ● Anthracite Opaque Colour ○	JDNGB045BXNW JDNGB045NXNW JDNGB045ZXNW JDNGB045KXNW JDNGB045TXNW JDNGB045ANNW
	Packaging: Plastic bag   Gross Weight (Packaged Weight): 2,2kg   54,8L   Product with water reserve.	
	Dimensions (cm)	

GLOSSARY This technical catalogue is subject to periodic updates, the measurements or finishes may vary in future revisions.

White light (included)
 Warm light (included)
 RGB light (included)
 Warm light portable rechargeable battery (included)
 Led tube lighting (included)
 Led light flame effect
 Twilight sensor
 Motion sensor
 Electric charge (driver not included)
 Remote control (included)
 Dimmable
 Hanging product
 Floating, not submersible
 Integrated speakers
 Touch control
 Volumen of the plantation area
 IP Indicates the level of protection of the electrical or electronic equipment against the entry of external agents: dust or water
 Made of recyclable materials
 Artificial plants included



GERBERA 50



OPTIONS

- White Opaque Colour ●
- Black Opaque Colour ●
- Bronze Opaque Colour ●
- Terracota Opaque Colour ●
- Anthracite Opaque Colour ○

RUSTIC TEXTURE

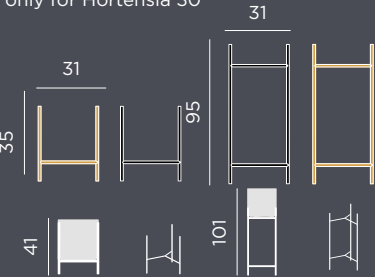
Packaging: Plastic bag | Gross Weight (Packaged Weight): 4kg | 472,8L | Product with water reserve.

REFERENCES

- JDNGB050BXNW
- JDNGB050NXNW
- JDNGB050ZXNW
- JDNGB050TXNW
- JDNGB050ANNW

LIFT SUPPORT ACCESSORIES

Accesories available only for Hortensia 30



OPTIONS

- Support accessory 41cm black color ●
- Support accessory 41cm brass color ●
- Support accessory 101cm black color ●
- Support accessory 101cm brass color ●

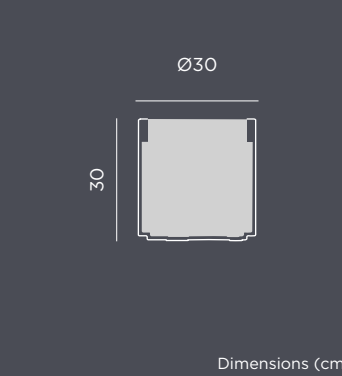
Packaging (Support Accesory 41 cm): 29,2 x 36,9 x 2 cm | Gross Weight (Packaged Weight): 0,6kg

Packaging (Support Accesory 101 cm): 29,2 x 97 x 2 cm | Gross Weight (Packaged Weight): 1,6kg

REFERENCES

- JDNLIFT30041NXNW
- JDNLIFT30041BRNW
- JDNLIFT30110NXNW
- JDNLIFT30110BRNW

HORTENSIA 30



OPTIONS

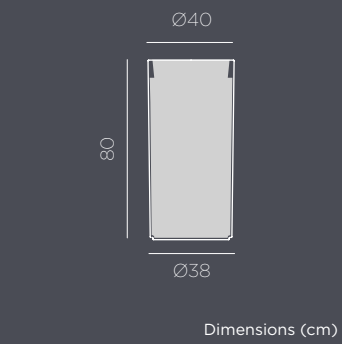
- White Opaque Colour ●
- Black Opaque Colour ●
- Bronze Opaque Colour ●
- Topo Opaque Colour ●
- Terracota Opaque Colour ●
- Anthracite Opaque Colour ○

Packaging: Plastic bag | Gross Weight (Packaged Weight): 1kg | 417,8L | Product with water reserve.

REFERENCES

- JDNHOR030BXNW
- JDNHOR030NXNW
- JDNHOR030ZXNW
- JDNHOR030KXNW
- JDNHOR030TXNW
- JDNHOR030ANNW

HORTENSIA 40 HIGH



OPTIONS

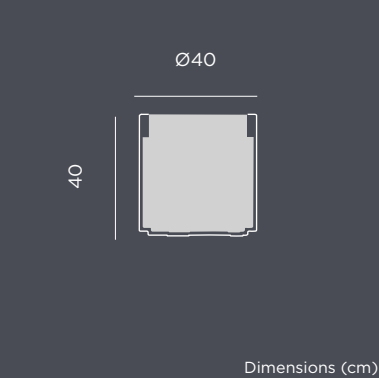
- White Opaque Colour ●
- Black Opaque Colour ●
- Bronze Opaque Colour ●
- Terracota Opaque Colour ●
- Anthracite Opaque Colour ○
- Topo Opaque Colour ●

Packaging: Plastic bag | Gross Weight (Packaged Weight): kg | 483,4 L | Product with water reserve.

REFERENCES

- JDNHOH040BXNLNW
- JDNHOH040NXNLNW
- JDNHOH040ZXNLNW
- JDNHOH040TXNLNW
- JDNHOH040ANNLNW
- JDNHOH040KXNLNW

HORTENSIA 40



OPTIONS

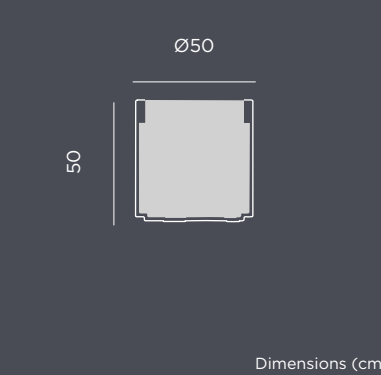
- White Opaque Colour ●
- Black Opaque Colour ●
- Bronze Opaque Colour ●
- Topo Opaque Colour ●
- Terracota Opaque Colour ●
- Anthracite Opaque Colour ○

Packaging: Plastic bag | Gross Weight (Packaged Weight): 2,5kg | 440L | Product with water reserve.

REFERENCES

- JDNHOR040BXNW
- JDNHOR040NXNW
- JDNHOR040ZXNW
- JDNHOR040KXNW
- JDNHOR040TXNW
- JDNHOR040ANNW

HORTENSIA 50



OPTIONS

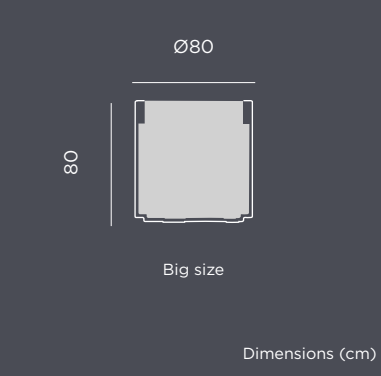
- White Opaque Colour ●
- Black Opaque Colour ●
- Bronze Opaque Colour ●
- Topo Opaque Colour ●
- Terracota Opaque Colour ●
- Anthracite Opaque Colour ○

Packaging: Plastic bag | Gross Weight (Packaged Weight): 4kg | 481,L | Product with water reserve.

REFERENCES

- JDNHOR050BXNW
- JDNHOR050NXNW
- JDNHOR050ZXNW
- JDNHOR050KXNW
- JDNHOR050TXNW
- JDNHOR050ANNW

HORTENSIA 80



OPTIONS

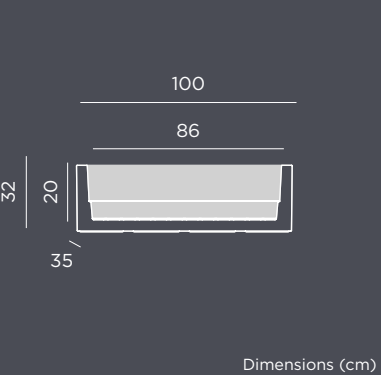
- White Opaque Colour ●
- Black Opaque Colour ●
- Bronze Opaque Colour ●
- Terracota Opaque Colour ●
- Anthracite Opaque Colour ○

Packaging: Plastic bag | Gross Weight (Packaged Weight): 12kg | 4343 L | Product with water reserve.

REFERENCES

- JDNHOR080BXNW
- JDNHOR080NXNW
- JDNHOR080ZXNW
- JDNHOR080TXNW
- JDNHOR080ANNW

JARA 100X35



OPTIONS

- White Opaque Colour ●
- Black Opaque Colour ●
- Bronze Opaque Colour ●
- Topo Opaque Colour ●
- Terracota Opaque Colour ●
- Anthracite Opaque Colour ○

Packaging: Plastic bag | Gross Weight (Packaged Weight): 7kg | 451,7L | Finished double wall. Product with water reserve.

REFERENCES

- JDNJR100BXNW
- JDNJR100NXNW
- JDNJR100ZXNW
- JDNJR100KXNW
- JDNJR100TXNW
- JDNJR100ANNW

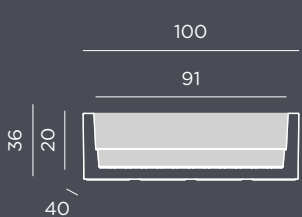
GLOSSARY This technical catalogue is subject to periodic updates, the measurements or finishes may vary in future revisions.

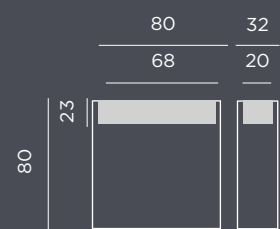
💡 White light (included) 🌞 Warm light (included) 🌈 RGB light (included) 🔋 Warm light portable rechargeable battery (included) 📺 Led tube lighting (included) 🔥 Led light flame effect 🌙 Twilight sensor 🚶 Motion sensor 🔌 Electric charge (driver not included) 📶 Remote control (included) 📶 Dimmable 📶 Hanging product 🚶 Floating, not submersible 🗣 Integrated speakers 🖱 Touch control 💧 Volumen of the plantation area IP Indicates the level of protection of the electrical or electronic equipment against the entry of external agents: dust or water ♻ Made of recyclable materials 🌿 Artificial plants included

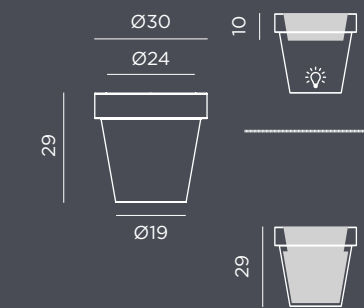
GLOSSARY This technical catalogue is subject to periodic updates, the measurements or finishes may vary in future revisions.

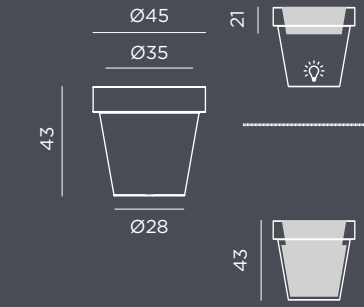
💡 White light (included) 🌞 Warm light (included) 🌈 RGB light (included) 🔋 Warm light portable rechargeable battery (included) 📺 Led tube lighting (included) 🔥 Led light flame effect 🌙 Twilight sensor 🚶 Motion sensor 🔌 Electric charge (driver not included) 📶 Remote control (included) 📶 Dimmable 📶 Hanging product 🚶 Floating, not submersible 🗣 Integrated speakers 🖱 Touch control 💧 Volumen of the plantation area IP Indicates the level of protection of the electrical or electronic equipment against the entry of external agents: dust or water ♻ Made of recyclable materials 🌿 Artificial plants included



JARA 100X40	OPTIONS	REFERENCES
	White Opaque Colour ● ————— JDNJR140BXNW Black Opaque Colour ● ————— JDNJR140NXNW Bronze Opaque Colour ● ————— JDNJR140ZXNW Topo Opaque Colour ● ————— JDNJR140KXNW Terracota Opaque Colour ● ————— JDNJR140TXNW Anthracite Opaque Colour ○ ————— JDNJR140ANNW	
	Packaging: Plastic bag   Gross Weight (Packaged Weight): 8kg   ♻️60,7L   Finished double wall. Product with water reserve.	
Dimensions (cm)		

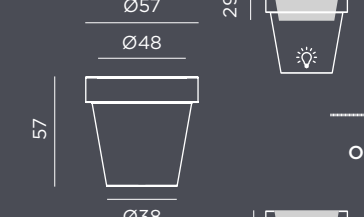
JUNCO 80	OPTIONS	Im	REFERENCES
	<b>WITH LIGHT</b> ☀️🔌+💡 Solar & Rechargeable Battery   Indoor & outdoor use ————— 💡💡💡 IP65 📶📶📶 🌙 🔌 Cable   Indoor & outdoor use ————— 💡 IP65	45 600	LUMJN080SSNW LUMJN080OFNW
	Packaging: 82 x 34 x 83   Gross Weight (Packaged Weight): 12kg   ♻️38,8 L   Finished double wall.		
	<b>OPAQUE COLOUR (WITHOUT LIGHT)</b> White Opaque Colour ● ————— JDNJN080BXNW Black Opaque Colour ● ————— JDNJN080NXNW Bronze Opaque Colour ● ————— JDNJN080ZXNW Topo Opaque Colour ● ————— JDNJN080KXNW Anthracite Opaque Colour ○ ————— JDNJN080ANNW		
	Packaging: Plastic bag   Gross Weight (Packaged Weight): 10kg   ♻️38,8 L   Finished double wall.		
Dimensions (cm)			

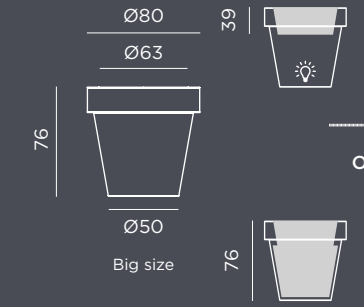
MAGNOLIA 30	OPTIONS	Im	REFERENCES
	<b>WITH LIGHT</b> ☀️🔌+💡 Solar & Rechargeable Battery   Indoor & outdoor use ————— 💡💡💡 IP65 📶📶📶 🌙 🔌 Cable   Indoor & outdoor use —————	45	LUMMG030SSNW
	Packaging: 32,5 x 32,5 x 33 cm   Gross Weight (Packaged Weight): 1,7kg   ♻️3,7 L   Finished double wall.		
	<b>OPAQUE COLOUR (WITHOUT LIGHT)</b> White Opaque Colour ● ————— JDNMG030BXNW Black Opaque Colour ● ————— JDNMG030NXNW Bronze Opaque Colour ● ————— JDNMG030ZXNW Anthracite Opaque Colour ○ ————— JDNMG030ANNW		
	Packaging: Plastic bag   Gross Weight (Packaged Weight): 0,9kg   ♻️7,9 L		
Dimensions (cm)			

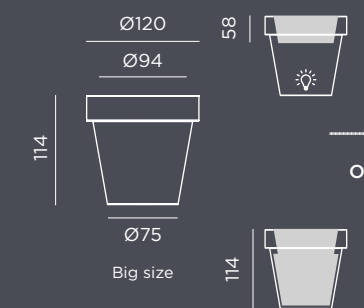
MAGNOLIA 45	OPTIONS	Im	REFERENCES
	<b>WITH LIGHT</b> ☀️🔌+💡 Solar & Rechargeable Battery   Indoor & outdoor use ————— 💡💡💡 IP65 📶📶📶 🌙 🔌 Cable   Indoor & outdoor use ————— 💡 IP65	45 600	LUMMG045SSNW LUMMG045OFNW
	Packaging: 46 x 46 x 46,5 cm   Gross Weight (Packaged Weight): 4 kg   ♻️19,4 L   Finished double wall.		
	<b>OPAQUE COLOUR (WITHOUT LIGHT)</b> White Opaque Colour ● ————— JDNMG045BXNW Black Opaque Colour ● ————— JDNMG045NXNW Bronze Opaque Colour ● ————— JDNMG045ZXNW Anthracite Opaque Colour ○ ————— JDNMG045ANNW		
	Packaging: Plastic bag   Gross Weight (Packaged Weight): 2kg   ♻️33,4 L		
Dimensions (cm)			

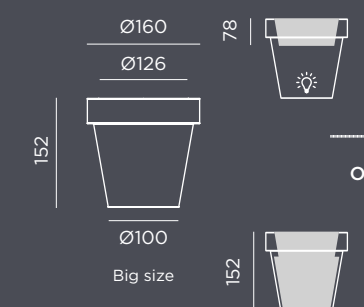
GLOSSARY This technical catalogue is subject to periodic updates, the measurements or finishes may vary in future revisions.

💡 White light (included) 💡 Warm light (included) 💡 RGB light (included) 🔋 Warm light portable rechargeable battery (included) 🏠 Led tube lighting (included) 🔥 Led light flame effect 🌙 Twilight sensor 🏠 Motion sensor 🔌 Electric charge (driver not included) 📶 Remote control (included) 📶 Dimmable 🏠 Hanging product 🏠 Floating, not submersible 🏠 Integrated speakers 🏠 Touch control 💧 Volumn of the plantation area IP Indicates the level of protection of the electrical or electronic equipment against the entry of external agents: dust or water ♻️ Made of recyclable materials 🏠 Artificial plants included

MAGNOLIA 60	OPTIONS	Im	REFERENCES
	<b>WITH LIGHT</b> ☀️🔌+💡 Solar & Rechargeable Battery   Indoor & outdoor use ————— 💡💡💡 IP65 📶📶📶 🌙 🔌 Cable   Indoor & outdoor use ————— 💡 IP65	45 600	LUMMG060SSNW LUMMG060OFNW
	Packaging: 59 x 59 x 59 cm   Gross Weight (Packaged Weight): 7kg   ♻️36,7 L   Finished double wall.		
	<b>OPAQUE COLOUR (WITHOUT LIGHT)</b> White Opaque Colour ● ————— JDNMG060BXNW Black Opaque Colour ● ————— JDNMG060NXNW Bronze Opaque Colour ● ————— JDNMG060ZXNW Anthracite Opaque Colour ○ ————— JDNMG060ANNW		
	Packaging: Plastic bag   Gross Weight (Packaged Weight): 5kg   ♻️82,3 L   Product with water reserve.		
Dimensions (cm)			

MAGNOLIA 80	OPTIONS	Im	REFERENCES
	<b>WITH LIGHT</b> ☀️🔌+💡 Solar & Rechargeable Battery   Indoor & outdoor use ————— 💡💡💡 IP65 📶📶📶 🌙 🔌 Cable   Indoor & outdoor use ————— 💡 IP65	150 600	JDNMGN080XXSSNW JDNMGN080XOFNW
	Packaging: Plastic bag   Gross Weight (Packaged Weight): 16kg   ♻️82,5 L   Finished double wall.		
	<b>OPAQUE COLOUR (WITHOUT LIGHT)</b> White Opaque Colour ● ————— JDNMGN080BXNLNW Black Opaque Colour ● ————— JDNMGN080NXNLNW Bronze Opaque Colour ● ————— JDNMGN080ZXNLNW Anthracite Opaque Colour ○ ————— JDNMGN080ANLNLW		
	Packaging: Plastic bag   Gross Weight (Packaged Weight): 15kg   ♻️207,2 L   Product with water reserve.		
Dimensions (cm)			

MAGNOLIA 120	OPTIONS	Im	REFERENCES
	<b>WITH LIGHT</b> ☀️🔌+💡 Solar & Rechargeable Battery   Indoor & outdoor use ————— 💡💡💡 IP65 📶📶📶 🌙 🔌 Cable   Indoor & outdoor use ————— 💡 IP65	600 600	JDNMGN120XXSSNW JDNMGN120XOFNW
	Packaging: Plastic bag   Gross Weight (Packaged Weight): 36kg   ♻️282,2 L   Finished double wall.		
	<b>OPAQUE COLOUR (WITHOUT LIGHT)</b> White Opaque Colour ● ————— JDNMGN120BXNLNW Black Opaque Colour ● ————— JDNMGN120NXNLNW Bronze Opaque Colour ● ————— JDNMGN120ZXNLNW Anthracite Opaque Colour ○ ————— JDNMGN120ANLNLW		
	Packaging: Plastic bag   Gross Weight (Packaged Weight): 35kg   ♻️752,6 L		
Dimensions (cm)			

MAGNOLIA 160	OPTIONS	Im	REFERENCES
	<b>WITH LIGHT</b> ☀️🔌+💡 Solar & Rechargeable Battery   Indoor & outdoor use ————— 💡💡💡 IP65 📶📶📶 🌙 🔌 Cable   Indoor & outdoor use ————— 💡 IP65	600 600	JDNMGN160XXSSNW JDNMGN160XOFNW
	Packaging: Plastic bag   Gross Weight (Packaged Weight): 36kg   ♻️282,2 L   Finished double wall.		
	<b>OPAQUE COLOUR (WITHOUT LIGHT)</b> White Opaque Colour ● ————— JDNMGN160BXNLNW Black Opaque Colour ● ————— JDNMGN160NXNLNW Bronze Opaque Colour ● ————— JDNMGN160ZXNLNW Anthracite Opaque Colour ○ ————— JDNMGN160ANLNLW		
	Packaging: Plastic bag   Gross Weight (Packaged Weight): 35kg   ♻️752,6 L		
Dimensions (cm)			

GLOSSARY This technical catalogue is subject to periodic updates, the measurements or finishes may vary in future revisions.

💡 White light (included) 💡 Warm light (included) 💡 RGB light (included) 🔋 Warm light portable rechargeable battery (included) 🏠 Led tube lighting (included) 🔥 Led light flame effect 🌙 Twilight sensor 🏠 Motion sensor 🔌 Electric charge (driver not included) 📶 Remote control (included) 📶 Dimmable 🏠 Hanging product 🏠 Floating, not submersible 🏠 Integrated speakers 🏠 Touch control 💧 Volumn of the plantation area IP Indicates the level of protection of the electrical or electronic equipment against the entry of external agents: dust or water ♻️ Made of recyclable materials 🏠 Artificial plants included



MELISA 30

OPTIONS

Im


REFERENCES

30 x 30


58


21 x 21






18




WITH LIGHT

 Solar & Rechargeable Battery | Indoor & outdoor use

 Cable | Indoor & outdoor use

   IP65  

 IP65

45


600


LUMML030SSNW


LUMML030OFNW


Packaging: 31 x 31 x 62,3 cm | Gross Weight (Packaged Weight): 4kg | 6,7 L | Finished double wall.


OPAQUE COLOUR (WITHOUT LIGHT)


White Opaque Colour  — JDNML030BXNW

Black Opaque Colour  — JDNML030NXNW

Bronze Opaque Colour  — JDNML030ZXNW

Topo Opaque Colour  — JDNML030KXNW

Terracota Opaque Colour  — JDNML030TXNW

Anthracite Opaque Colour  — JDNML030ANNW

Dimensions (cm)

Packaging: Plastic bag | Gross Weight (Packaged Weight): 2,5kg | 11 L

MELISA 40

OPTIONS

Im

REFERENCES

40 x 40


30 x 30

25


90


29 x 29





18




WITH LIGHT

 Solar & Rechargeable Battery | Indoor & outdoor use

 Cable | Indoor & outdoor use

  IP65  

 IP65 LED TUBE

45


600


LUMML040SSNW


LUMML040OFNW


Packaging: 40,5 x 40,5 x 89,5 cm | Gross Weight (Packaged Weight): 7kg | 11,9 L | Finished double wall.


OPAQUE COLOUR (WITHOUT LIGHT)


White Opaque Colour  — JDNML040BXNW

Black Opaque Colour  — JDNML040NXNW

Bronze Opaque Colour  — JDNML040ZXNW

Anthracite Opaque Colour  — JDNML040ANNW

Terracota Opaque Colour  — JDNML040TXNW

Anthracite Opaque Colour  — JDNML040ANNW

Dimensions (cm)

Packaging: Plastic bag | Gross Weight (Packaged Weight): 6kg | 11,9 L | Finished double wall.

MELISA 50

OPTIONS

Im

REFERENCES

50 x 50


39 x 39

23


110


35 x 35





18




WITH LIGHT

 Solar & Rechargeable Battery | Indoor & outdoor use

 Cable | Indoor & outdoor use

  IP65  

 IP65 LED TUBE

45


600


LUMML050SSNW


LUMML050OFNW


Packaging: 50 x 50 x 111 cm | Gross Weight (Packaged Weight): 11kg | 13,9 L | Finished double wall.


OPAQUE COLOUR (WITHOUT LIGHT)


White Opaque Colour  — JDNML050BXNW

Black Opaque Colour  — JDNML050NXNW

Bronze Opaque Colour  — JDNML050ZXNW

Anthracite Opaque Colour  — JDNML050ANNW

Terracota Opaque Colour  — JDNML050TXNW

Anthracite Opaque Colour  — JDNML050ANNW

Dimensions (cm)

Packaging: Plastic bag | Gross Weight (Packaged Weight): 10kg | 13,9 L | Finished double wall.

NARCISO 35

OPTIONS


REFERENCES

35 x 35


28 x 28


32


18





OPAQUE COLOUR (WITHOUT LIGHT)


White Opaque Colour  — JDNNC035BXNW


Black Opaque Colour  — JDNNC035NXNW

Bronze Opaque Colour  — JDNNC035ZXNW

Terracota Opaque Colour  — JDNNC035TXNW

Anthracite Opaque Colour  — JDNNC035ANNW



















Terracota Opaque Colour  — JDNNC035TXNW

Anthracite Opaque Colour  — JDNNC035ANNW

Dimensions (cm)

Packaging: Plastic bag | Gross Weight (Packaged Weight): 2kg | 17,4L

GLOSSARY This technical catalogue is subject to periodic updates, the measurements or finishes may vary in future revisions.

 White light (included)  Warm light (included)  RGB light (included)  Warm light portable rechargeable battery (included)  Led tube lighting (included)  Led light flame effect  Twilight sensor  Motion sensor  Electric charge (driver not included)  Remote control (included)  Dimmable  Hanging product  Floating, not submersible  Integrated speakers  Touch control  Volumen of the plantation area **IP** Indicates the level of protection of the electrical or electronic equipment against the entry of external agents: dust or water  Made of recyclable materials  Artificial plants included

236

NARCISO 40

OPTIONS

Im

REFERENCES


40 x 40

32 x 32


15


36






18




WITH LIGHT

 Solar & Rechargeable Battery | Indoor & outdoor use

 Cable | Indoor & outdoor use

   IP65  


 IP65


45


LUMNC040SSNW


Packaging: 40,5 x 40,5 x 38 cm | Gross Weight (Packaged Weight): 3,5kg | 8,6 L | Finished double wall.


OPAQUE COLOUR (WITHOUT LIGHT)

White Opaque Colour  — JDNNC040BXNW

Black Opaque Colour  — JDNNC040NXNW

Bronze Opaque Colour  — JDNNC040ZXNW

Terracota Opaque Colour  — JDNNC040TXNW

Anthracite Opaque Colour  — JDNNC040ANNW

Dimensions (cm)

Packaging: Plastic bag | Gross Weight (Packaged Weight): 2,5kg | 27,8 L | Product with water reserve.

NARCISO 50

OPTIONS

Im

REFERENCES


49 x 49

39 x 39


22


45





18




WITH LIGHT

 Solar & Rechargeable Battery | Indoor & outdoor use

 Cable | Indoor & outdoor use

  IP65  


 IP65


45


LUMNC050SSNW


Packaging: 59 x 59 x 59 cm | Gross Weight (Packaged Weight): 6,5kg | 19 L | Finished double wall.


OPAQUE COLOUR (WITHOUT LIGHT)

White Opaque Colour  — JDNNC050BXNW

Black Opaque Colour  — JDNNC050NXNW

Bronze Opaque Colour  — JDNNC050ZXNW

Terracota Opaque Colour  — JDNNC050TXNW

Anthracite Opaque Colour  — JDNNC050ANNW

Dimensions (cm)

Packaging: Plastic bag | Gross Weight (Packaged Weight): 5kg | 53,8 L | Product with water reserve.

NARCISO 60

OPTIONS


REFERENCES

59 x 59


50 x 50


52


18





OPAQUE COLOUR (WITHOUT LIGHT)


White Opaque Colour  — JDNNC060BXNW

Black Opaque Colour  — JDNNC060NXNW

Bronze Opaque Colour  — JDNNC060ZXNW

Anthracite Opaque Colour  — JDNNC060ANNW

Terracota Opaque Colour  — JDNNC060TXNW

Anthracite Opaque Colour  — JDNNC060ANNW

Dimensions (cm)

Packaging: Plastic bag | Gross Weight (Packaged Weight): 7kg | 84,8L

OLIVO 50

OPTIONS


REFERENCES

51 x 51


44 x 44


50


18





OPAQUE COLOUR (WITHOUT LIGHT)


White Opaque Colour  — JDNOLI050BXNLNW


Black Opaque Colour  — JDNOLI050NXNLNW

Bronze Opaque Colour  — JDNOLI050ZXNLNW

Terracota Opaque Colour  — JDNOLI050TXNLNW

Anthracite Opaque Colour  — JDNOLI050ANNLNW










Terracota Opaque Colour  — JDNOLI050TXNLNW

Anthracite Opaque Colour  — JDNOLI050ANNLNW

Dimensions (cm)

Packaging: Plastic bag | Gross Weight (Packaged Weight): 4,5kg | 105L | Product with water reserve.

GLOSSARY This technical catalogue is subject to periodic updates, the measurements or finishes may vary in future revisions.

 White light (included)  Warm light (included)  RGB light (included)  Warm light portable rechargeable battery (included)  Led tube lighting (included)  Led light flame effect  Twilight sensor  Motion sensor  Electric charge (driver not included)  Remote control (included)  Dimmable  Hanging product  Floating, not submersible  Integrated speakers  Touch control  Volumen of the plantation area **IP** Indicates the level of protection of the electrical or electronic equipment against the entry of external agents: dust or water  Made of recyclable materials  Artificial plants included

237



OLIVO HIGH

52 x 52

44 x 44

90

50 x 50

Dimensions (cm)

OPTIONS

White Opaque Colour

Black Opaque Colour

Bronze Opaque Colour

Terracota Opaque Colour

Anthracite Opaque Colour

Packaging: Plastic bag | Gross Weight (Packaged Weight): 8kg | 205L | Product with water reserve.

REFERENCES

JDNOLI090BXNLNW

JDNOLI090NXNLNW

JDNOLI090ZXNLNW

JDNOLI090TXNLNW

JDNOLI090ANNLNW

OLIVO LARGE

121

114

50

50

Dimensions (cm)

OPTIONS

White Opaque Colour

Black Opaque Colour

Bronze Opaque Colour

Terracota Opaque Colour

Anthracite Opaque Colour

Packaging: Plastic bag | Gross Weight (Packaged Weight): 7kg | 252L | Product with water reserve.

REFERENCES

JDNOLI120BXNLNW

JDNOLI120NXNLNW

JDNOLI120ZXNLNW

JDNOLI120TXNLNW

JDNOLI120ANNLNW

PALMA 70

Ø35

Ø24

19

70

Dimensions (cm)

WITH LIGHT

Solar & Rechargeable Battery | Indoor & outdoor use

Cable | Indoor & outdoor use

45

600

Packaging: 35,5 x 35,5 x 70 cm | Gross Weight (Packaged Weight): 4,5kg | 9,1 L | Finished double wall.

REFERENCES

LUMPM070SSNW

LUMPM070OFNW

VIOLETA 30

Ø30

Ø26

33

Ø19

Dimensions (cm)

OPTIONS

White Opaque Colour

Black Opaque Colour

Bronze Opaque Colour

Topo Opaque Colour

Terracota Opaque Colour

Anthracite Opaque Colour

Packaging: Plastic bag | Gross Weight (Packaged Weight): 1kg | 12,5L | Product with water reserve.

REFERENCES

JDNVL030BXNW

JDNVL030NXNW

JDNVL030ZXNW

JDNVL030KXNW

JDNVL030TXNW

JDNVL030ANNW

GLOSSARY This technical catalogue is subject to periodic updates, the measurements or finishes may vary in future revisions.

☀️ White light (included) 🌞 Warm light (included) 🌈 RGB light (included) 🔋 Warm light portable rechargeable battery (included) 📡 Led tube lighting (included) 🔥 Led light flame effect 🌙 Twilight sensor 🦋 Motion sensor 🔌 Electric charge (driver not included) 📶 Remote control (included) 📶 Dimmable 📶 Hanging product 🌊 Floating, not submersible 🗣️ Integrated speakers 🖱️ Touch control 💧 Volumen of the plantation area **IP** Indicates the level of protection of the electrical or electronic equipment against the entry of external agents: dust or water ♻️ Made of recyclable materials 🌿 Artificial plants included

238

VIOLETA 40

Ø40

Ø33

18,5

43

Dimensions (cm)

WITH LIGHT

Solar & Rechargeable Battery | Indoor & outdoor use

45

Packaging: 46 x 46 x 46,5 cm | Gross Weight (Packaged Weight): 3kg | 14,5 L | Finished double wall.

OPAQUE COLOUR (WITHOUT LIGHT)

White Opaque Colour

Black Opaque Colour

Bronze Opaque Colour

Topo Opaque Colour

JDNVL040BXNW

JDNVL040NXNW

JDNVL040ZXNW

JDNVL040KXNW

Terracota Opaque Colour

Anthracite Opaque Colour

JDNVL040TXNW

JDNVL040ANNW

VIOLETA 55

Ø55

Ø47

20

60

Dimensions (cm)

WITH LIGHT

Solar & Rechargeable Battery | Indoor & outdoor use

45

Packaging: 59 x 59 x 59 cm | Gross Weight (Packaged Weight): 5,5kg | 34,7L | Finished double wall.

OPAQUE COLOUR (WITHOUT LIGHT)

White Opaque Colour

Black Opaque Colour

Bronze Opaque Colour

JDNVL055BXNW

JDNVL055NXNW

JDNVL055ZXNW

Terracota Opaque Colour

Anthracite Opaque Colour

JDNVL055TXNW

JDNVL055ANNW

VIOLETA 60

Ø60

Ø50

25

70

Dimensions (cm)

WITH LIGHT

Solar & Rechargeable Battery | Indoor & outdoor use

45

Packaging: 60 x 60 x 60 cm | Gross Weight (Packaged Weight): 6,0kg | 36,0L | Finished double wall.

OPAQUE COLOUR (WITHOUT LIGHT)

White Opaque Colour

Black Opaque Colour

Bronze Opaque Colour

JDNVL060BXNW

JDNVL060NXNW

JDNVL060ZXNW

Terracota Opaque Colour

Anthracite Opaque Colour

JDNVL060TXNW

JDNVL060ANNW

GLOSSARY This technical catalogue is subject to periodic updates, the measurements or finishes may vary in future revisions.

☀️ White light (included) 🌞 Warm light (included) 🌈 RGB light (included) 🔋 Warm light portable rechargeable battery (included) 📡 Led tube lighting (included) 🔥 Led light flame effect 🌙 Twilight sensor 🦋 Motion sensor 🔌 Electric charge (driver not included) 📶 Remote control (included) 📶 Dimmable 📶 Hanging product 🌊 Floating, not submersible 🗣️ Integrated speakers 🖱️ Touch control 💧 Volumen of the plantation area **IP** Indicates the level of protection of the electrical or electronic equipment against the entry of external agents: dust or water ♻️ Made of recyclable materials 🌿 Artificial plants included

239





The possible differences between the original color, illumination and color captured are due to the printing technique.

NEWGARDEN reserves the right over photographs and designs made, so it is forbidden the manufacture, distribution and / or marketing of the products shown on any medium or support.

NEWGARDEN reserves the right to modify, in whole or in part, without prior notice, any information or technical specification of this publication.

All the information that appears in this catalog in terms of dimensions and capacity are approximate and are susceptible to variations due to improvements in the production process.

#BeHappy

@ Copyright. 2022. Newgarden Spain.

Todos los derechos reservados

**Avenida de Francia, 5-15 30840  
Alhama de Murcia. Murcia (Spain)  
info@newgarden.es  
T. +34 968978806**



