

Foscarini

Collezioni

Edizione — 3

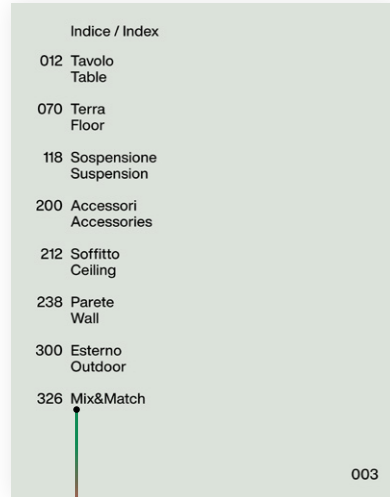
34 designer, 22
materiali, 50 finiture,
21 tecnologie, 30
colori, 59 famiglie di
lampade, 215 modelli
diversi.

FOSCARINI


Collezioni
Edizione — 3

34 designers, 22
materials, 50 finishes,
21 technologies, 30
colours, 59 lamp
families, 215 different
models.


Come usare Collezioni - 3 / How to use Collezioni - 3



Clicca per visualizzare l'indice di categoria
Click to open the category index




Clicca sull'immagine per aprire la pagina di dettaglio
Click on the image to open the product details page



Clicca sul nome prodotto per aprire la pagina di dettaglio
Click on the name to open the product details page



Clicca sul titolo per visualizzare il prodotto su foscarini.com
Click on the title to open the product page on foscarini.com



Clicca sui disegni per approfondire i prodotti della stessa famiglia
Click on the drawings to open the products of the same family

Indice / Index

012 Tavolo
Table

070 Terra
Floor

118 Sospensione
Suspension

200 Accessori
Accessories





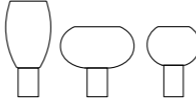


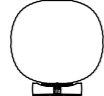
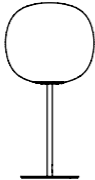

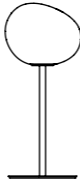




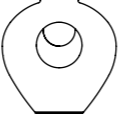

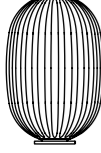


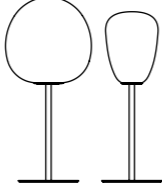
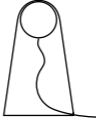

212 Soffitto
Ceiling

238 Parete
Wall

300 Esterno
Outdoor

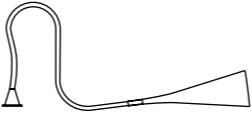


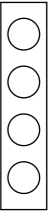









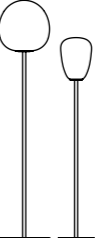


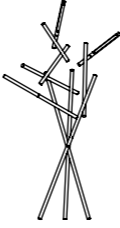
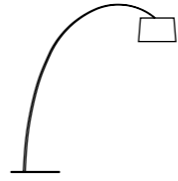
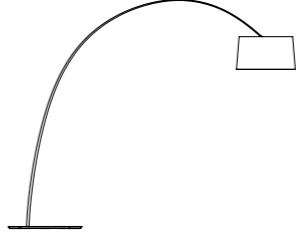
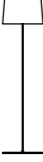
326 Mix&Match

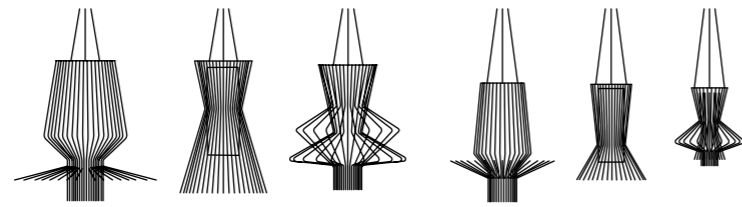
Table →

					
Anisha	Behive	Binic	Birdie	Buds	
014	016	018	020	022	
					
Caboche	Filo	Gem	Gem alta	Gregg	Gregg alta
026	028	032	034	036	038
					
Kurage	Light Bulb	Lumiere	Lumiere XX	Madre	Magneto
040	042	044	048	050	052
					
Plass media	Poly Gregg	Rituals	Rituals alta	Satellight	Soffio
054	056	058	062	064	066

Uto

Floor →

					
Uto	Birdie	Caboche	Dolmen		
068	072	074	076		
					
Filo	Gem	Gregg	Havana	Lumiere XXL	Magneto
078	082	084	086	088	090
					
Mite	Orbital	Palomar	Rituals	Tobia	Tress
092	096	098	100	102	106
					
Tuareg	Twiggy	Twice as Twiggy	Twiggy lettura		
108	110	114	116		



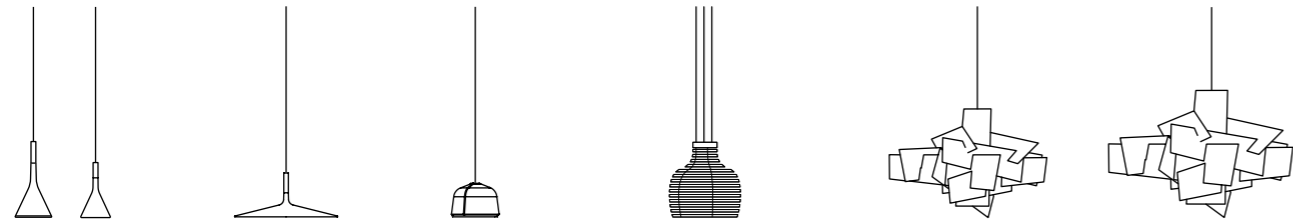
Suspension →

Allegro

120

Allegretto

124



Aplomb + mini

126

Aplomb Large

130

Arumi

132

Behive

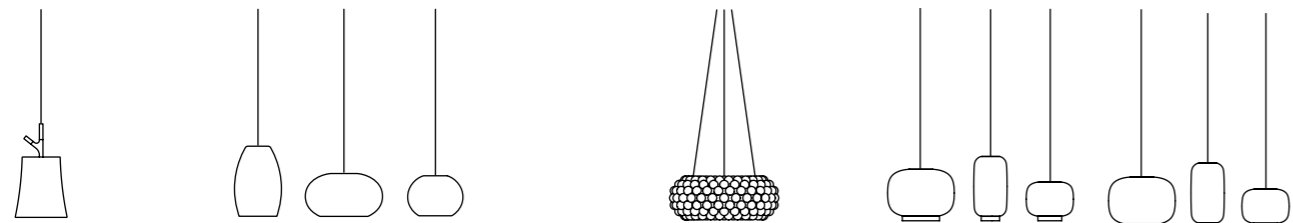
134

Big Bang

136

Big Bang L / XL

138



Birdie

140

Buds

142

Caboche

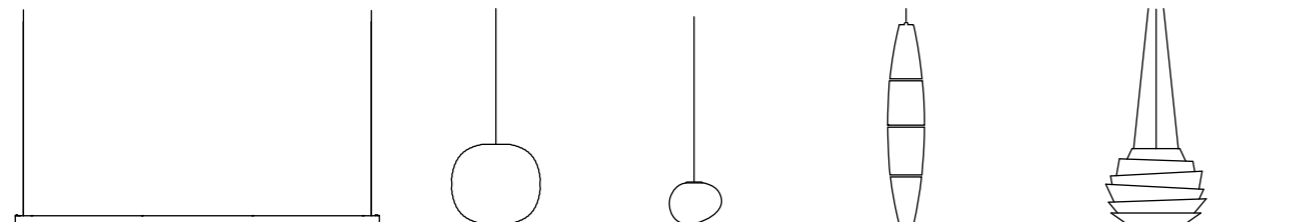
144

Chouchin

148

Chouchin Reverse

150



Dolmen

152

Gem

154

Gregg

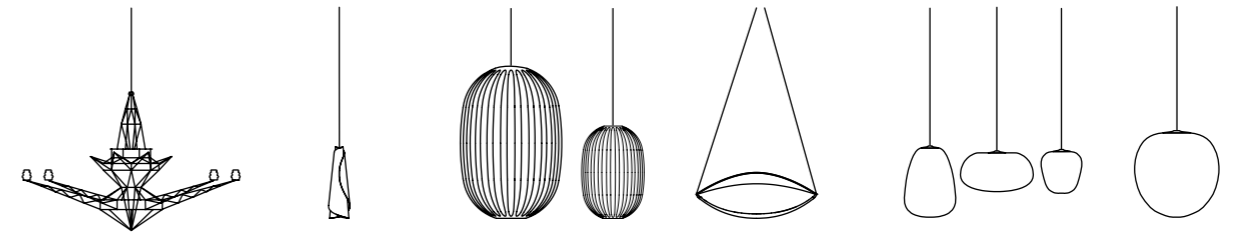
156

Havana

158

Le Soleil

160



Lightweight

162

Maki

164

Plass

166

Plena

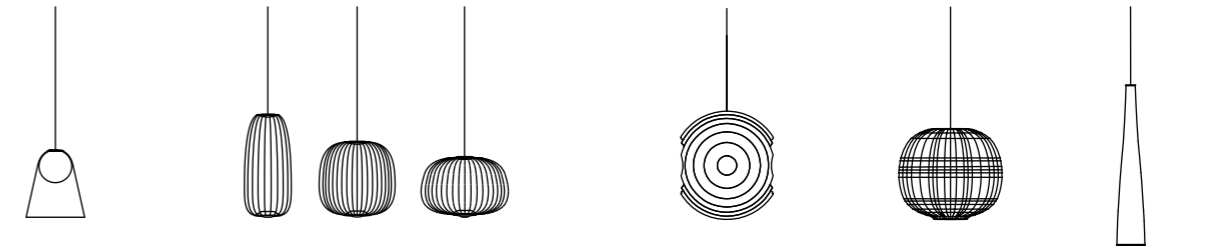
168

Rituals

170

Rituals XL

172



Satellight

174

Spokes

176

Supernova

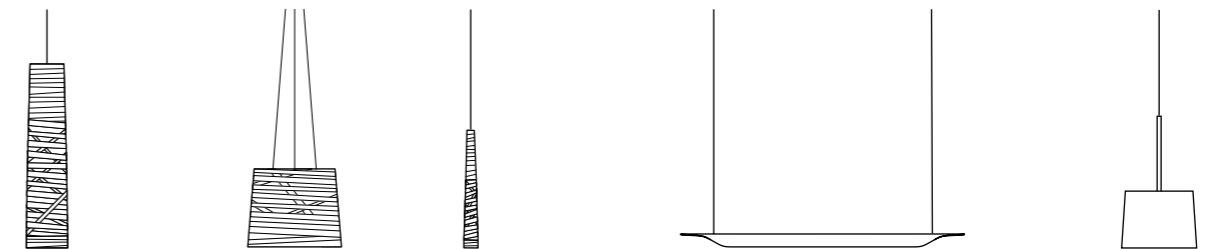
180

Tartan

182

Tite

184



Tress

186

Tress grande

188

Tress Stilo

190

Troag

192

Twiggly

194



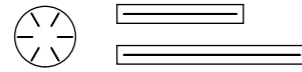
Twice as Twiggly

196

Uto

198

Accessories →



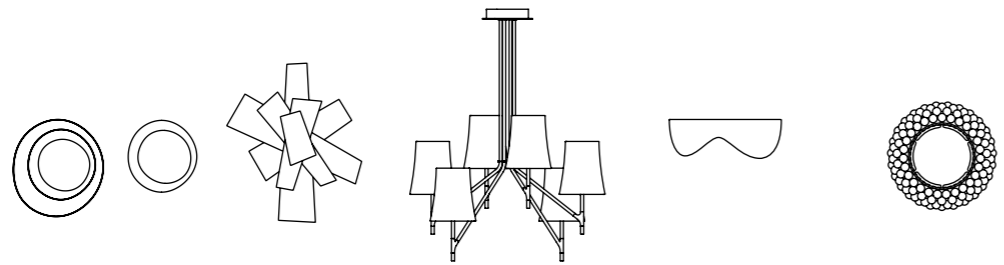
Rosoni multipli
Multiple canopies

202 - 209

Kit decentramento
Decentralization kit

210

Ceiling →



Bahia / Bahia mini

214

Big Bang

216

Birdie

218

Blob S

220

Caboche

222



Circus

224

Folio

226

Gregg

228

Lumiere XX


230

Rituals

232

Superficie

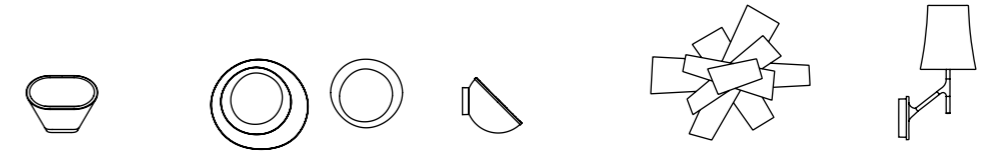
234



Twiggy

236

Wall →



Aplomb

240

Bahia / Bahia mini

242

Beep

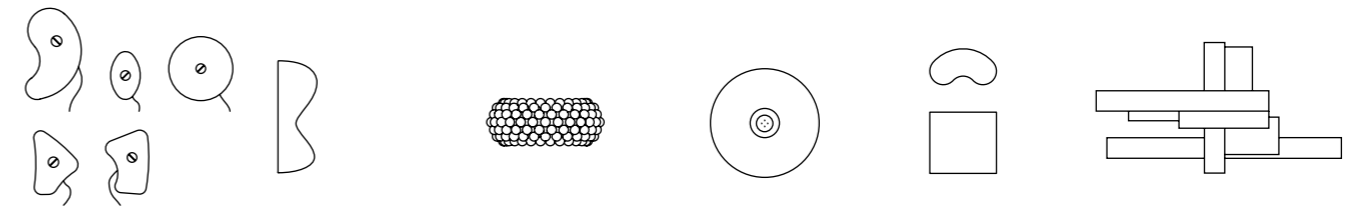
244

Big Bang

246

Birdie

248



Bit

250

Blob S

252

Caboche

254

Circus

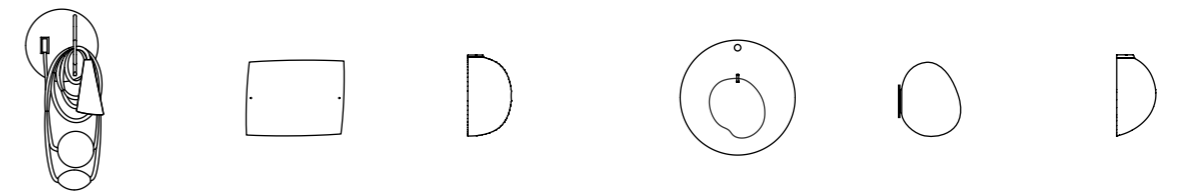
256

Double

258

Fields

260



Filo

262

Folio

264

Gem semi

266

Gioia

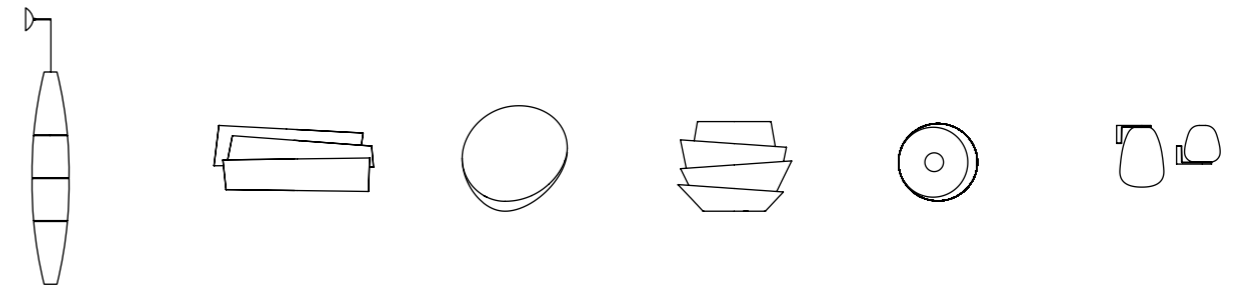
268

Gregg

270

Gregg semi

272



Havana

276

Innerlight

278

Lake

280

Le Soleil

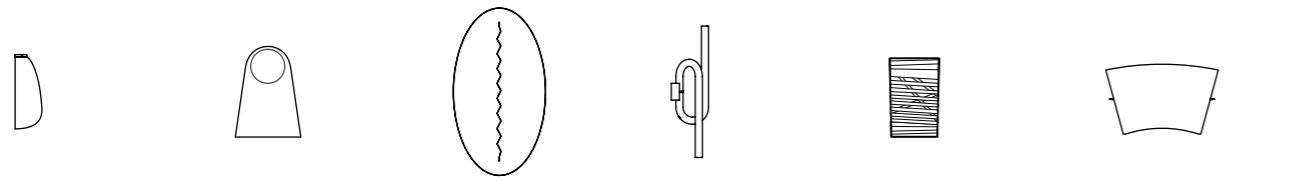
282

Lumiere XX

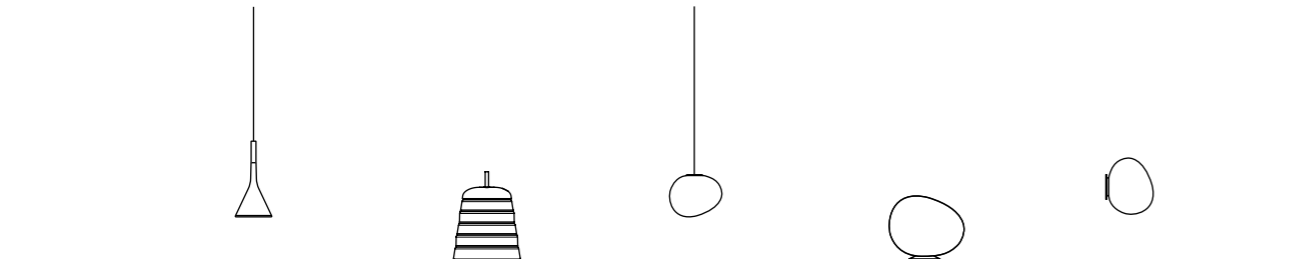
284

Rituals

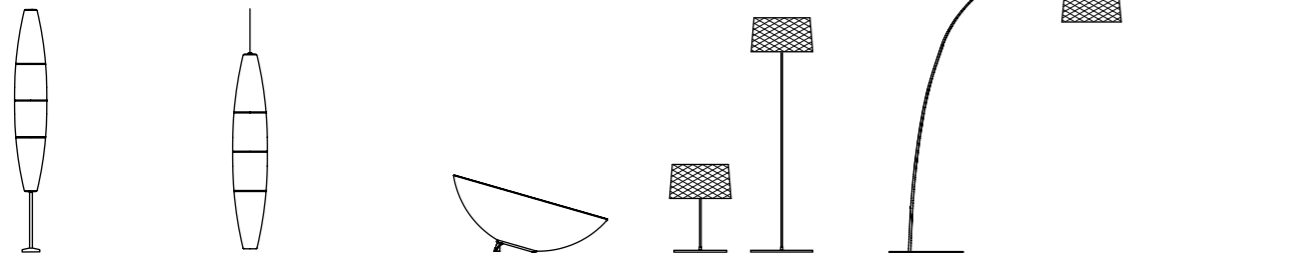
286



Rituals semi 288 Satellight 290 Superficie 292 Tobia 294 Tress 296 Tutù 298



Outdoor → Aplomb 302 Cri Cri 304 Gregg 306 Gregg 308 Gregg MIDI 310



Havana 312 Havana 314 Solar 316 Twiggy Grid 318 Twiggy Grid 320



Twiggy Grid 322 Uto 324 **Mix&Match** 326

014	Anisha	042	Light Bulb
016	Behive	044	Lumiere
018	Binic	048	Lumiere XX
020	Birdie	050	Madre
022	Buds	052	Magneto
026	Caboche	054	Plass media
028	Filo	056	Poly Gregg
032	Gem	058	Rituals
034	Gem alta	062	Rituals alta
036	Gregg	064	Satellight
038	Gregg alta	066	Soffio
040	Kurage	068	Uto

Anisha

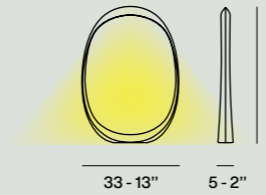
Lievore Altherr Molina, 2011




Anisha

Table

grande



piccola



ABS stampato a iniezione.
Injection moulded ABS.

Anisha grande
LED inclusi / *included*
4,5W 3000 K 400 lm CRI>80
Energy class A+

Anisha piccola
LED inclusi / *included*
3,4W 3000 K 300 lm CRI>80
Energy class A+

Touch-dimmer incorporato
Integrated touch-dimmer

☐ CE  IP 20

Bianco. *White.*



Con la sua cornice avvolgente definisce lo spazio vuoto e lo riempie di luce. La fonte luminosa nascosta permette di valorizzare il suo equilibrio tra vuoto e pieno. Le due dimensioni in cui è proposta e il colore bianco le permettono di adattarsi a molteplici ambienti e funzioni d'uso.

With its enveloping frame it indicates an empty space and fills it with light. The hidden source makes it possible to enhance the balance between emptiness and fullness. The two sizes and white colour allow the lamp to adapt to all kinds of spaces and uses.


Behive

Werner Aisslinger, 2011



Behive

Table



ABS masterizzato, policarbonato e metallo verniciato.
Batch-dyed ABS, polycarbonate and coated metal.

220 / 240V: LED retrofit, halo Max 1x150W E27
120V: LED retrofit, halo Max 1x150W E26
Energy class A+, A

Dimmer incluso — *Dimmer included*

□ CE  IP 20

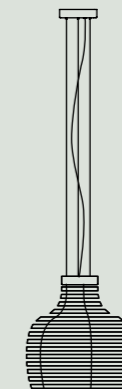
Bianco. *White.*



Come suggerisce il nome, la sua forma ricorda un alveare. Il suo volume è creato dalla sovrapposizione di anelli a diametro crescente. Grazie alla loro inclinazione la fonte luminosa non è visibile aumentando il fascino della lampada. Un prodotto perfetto per caratterizzare un ambiente importante.

As the name suggests, its form is like a beehive. The volume is created by layering rings of progressively wider diameter. Thanks to their angle the light source is not visible, producing a fascinating effect. A perfect product for high-image spaces.


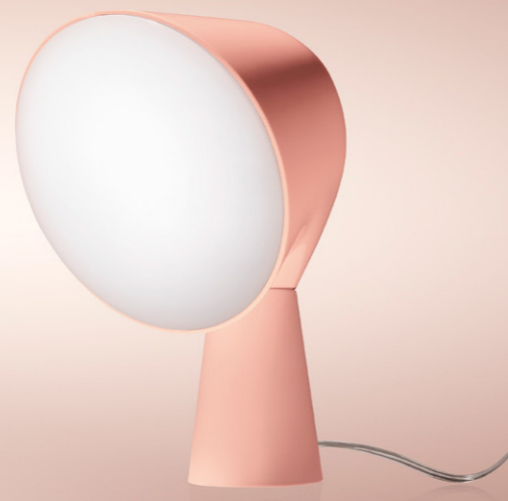
Collection →



p. 134

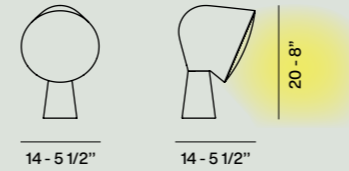
Binic

Ionna Vautrin, 2010



Binic

Table




ABS masterizzato e policarbonato.
Batch-dyed ABS and polycarbonate.


220 / 240V: LED retrofit, fluo Max 1x12W E14
120V: LED retrofit, fluo Max 1x12W E12
Energy class A+, A

☐ CE IP 20

Bianco, rosa, verde acqua, blu, giallo, antracite.
White, pink, turquoise green, blue, yellow, anthracite.



Un piccolo faro in Bretagna è la fonte d'ispirazione della lampada la cui forma giocosa e colorata suscita immediata simpatia. Il volume superiore tondeggiante appoggia su una base conica proiettando una luce intensa e omogenea. I colori disponibili permettono un'ampia adattabilità.
A small lighthouse in Brittany is the source of inspiration for this lamp with an immediately engaging, playful and colourful form. The rounded upper volume rests on a conical base, projecting intense, homogeneous light. The range of available colours makes this model very adaptable.



Birdie

Ludovica + Roberto
Palomba, 2011



Birdie

Table

grande



25 - 9 7/8"

altri colori
other colors

piccola




25 - 9 7/8"

rame / grafite
copper / graphite



17 - 6 3/4"



17 - 6 3/4"

Polycarbonato, acciaio e metallo verniciati.
Polycarbonate, varnished steel and metal.

Birdie grande
220 / 240V: LED retrofit, fluo, halo Max 1x150W E27
120V: LED retrofit, fluo, halo Max 1x150W E26
Energy class A+, A

Birdie piccola
220 / 240V: LED retrofit, fluo, halo Max 1x70W E27
120V: LED retrofit, fluo, halo Max 1x70W E26
Energy class A+, A

Birdie LED grande / piccola
Touch-dimmer incorporato
Integrated touch-dimmer
LED inclusi / *included*
Mid power 8,4 W 2700 K 655 lm CRI>80
Energy Class A+

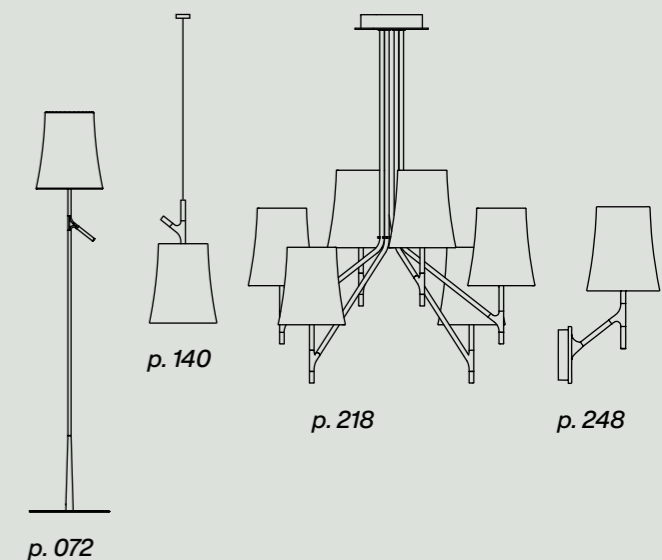
☐ CE ⚡ IP 20

Bianco, grigio, verde acqua, grafite, rame.
White, grey, aqua green, graphite., copper.



Uno stelo sottile come il fusto di un albero, un paralume dalla classica forma e un sistema di accensione disegnato come un ramo. Tre elementi che danno vita a una lampada dal segno leggero e familiare. Disponibile in due dimensioni si inserisce con naturalezza nell'habitat domestico.
A slender stem, like the trunk of a tree. A shade with a classic form and a control system designed like a branch. Three parts that combine to create a lamp with a light, familiar look. Available in two sizes, for a natural fit in any domestic habitat.

Collection →



Buds

Rodolfo Dordoni, 2016



Buds

Table



Buds


Rodolfo Dordoni, 2016



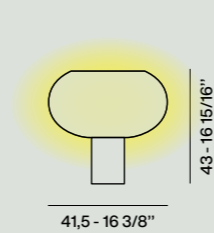
Buds

Table


Buds 1



Bus 2



Bus 3



Vetro soffiato e PMMA.
Blown glass and PMMA.

Buds 1-2
220 / 240V: LED retrofit, fluo Max 1x23W E27
120V: LED retrofit, fluo Max 1x23W E26
Energy class A+, A

Buds 3
220 / 240V: LED retrofit, fluo Max 1x15W E27
120V: LED retrofit, fluo Max 1x15W E26
Energy class A+, A


☐ CE ⚡ IP 20

Buds 1 bianco caldo. Buds 2 grigio, bianco caldo.
Buds 3 verde bambù, bianco caldo.
Buds 1 warm white. Buds 2 grey, warm white.
Buds 3 bamboo green, warm white.



Protagonista del progetto è il diffusore in vetro soffiato con lavorazione artigianale a cinque strati che le conferisce eleganza e raffinatezza. Grazie alla sua gamma di colori, assume una doppia valenza: calda quando la lampada è accesa, fredda quando è spenta.
The most striking feature is the diffuser in handmade blown glass with five layers, adding a touch of elegance and refinement. Thanks to the range of colours, the lamp plays a dual role: warm when on, cool when off.

Collection →



p. 142


Caboche

Patricia Urquiola con
Eliana Gerotto, 2005



Caboche

Table



Polimetilmetacrilato, vetro soffiato e alluminio verniciato.
PMMA, blown glass and coated aluminium.

220 / 240V: halo, LED retrofit Max 1x48W G9
120V: halo, LED retrofit Max 1x60W G9
Energy class A+, A, C

220 / 240V: dimmer incluso — *dimmer included*

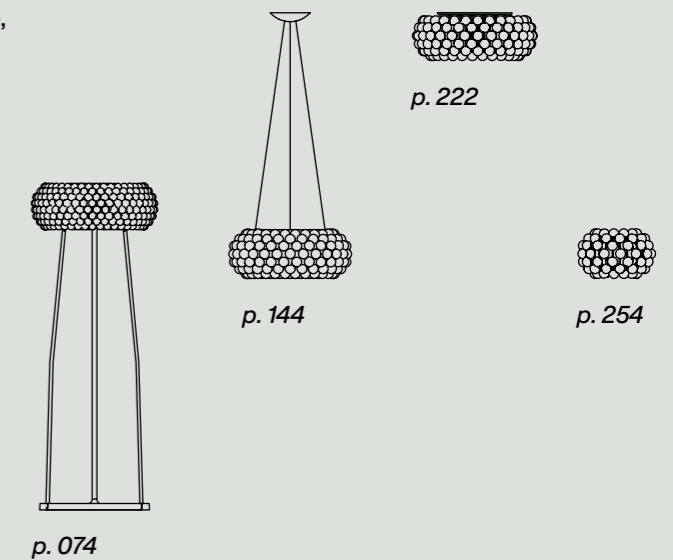
☐ CE IP 20

Trasparente, giallo oro.
Transparent, gold yellow.



Un braccialetto di perle trasparenti, sostenuto da uno stelo leggero, Caboche è un piccolo gioiello di creatività e tecnologia. Quando accesa la sua luce si diffonde a 360° nello spazio. In due versioni, trasparente e giallo oro, diventa protagonista di arredi privati e pubblici.
A bracelet of transparent pearls supported by a slender rod – Caboche is a little gem of creativity and technology. When on, it spreads light in a 360° aura. With its two versions, transparent or yellow gold, it becomes a protagonist in private and public decors.

Collection →



Filo

Andrea Anastasio, 2017




Filo / Southern Talisman

Filo



Filo / Emerald King


Table



Filo / Izmir



Filo / Teodora



Filo / Koh-i-noor



Filo / Eastern Coral



Filo / Amethyst Queen

Filo

Andrea Anastasio, 2017



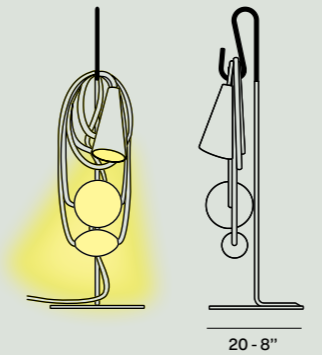
Filo / Ruby Jaypure

Foscarini Collezioni — 3

030


Filo

Table



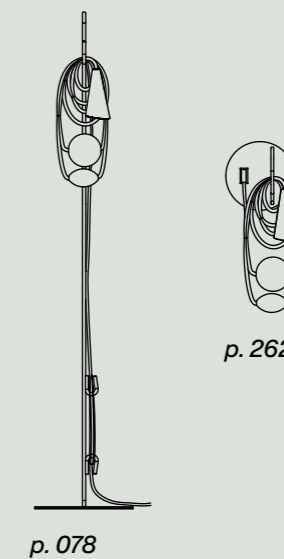
Porcellana, cavo tessile, vetro soffiato e metallo verniciato.
Porcelain, textile cable, blown glass and coated metal.

220 / 240V: LED retrofit incluso / *included*
4W G9 3000 K 400 lm CRI>80
120V: LED retrofit Max 1x4W G9
Energy class A+

□ CE  IP 20

Un oggetto che nasce dall'evidenziare le singole parti che compongono una lampada: sorgente luminosa, decorazione e cavo elettrico in una grammatica semplificata. Ecco che il cavo elettrico dialoga con il vetro e con il diffusore inaspettatamente. Un abaco di colori le dona molteplici identità.
An object generated by emphasis on the individual parts of a lamp: light source, decoration and an electrical wire, in a simplified vocabulary. The cable establishes an unexpected dialogue with the glass and the diffuser. Selected colours offer multiple identities.

Collection →



p. 262

031


Gem

Ludovica + Roberto
Palomba, 2017



Gem

Table



Vetro soffiato in rilievo e acidato, metallo satinato con doratura.
Blown acid-etched glass with reliefs, gold-plating satin metal.

Gem
220 / 240V: LED retrofit, fluo, halo Max 1x57W E27
120V: LED retrofit, fluo, halo Max 1x70W E26
Energy class A+, A

Dimmer incluso — *Dimmer included*

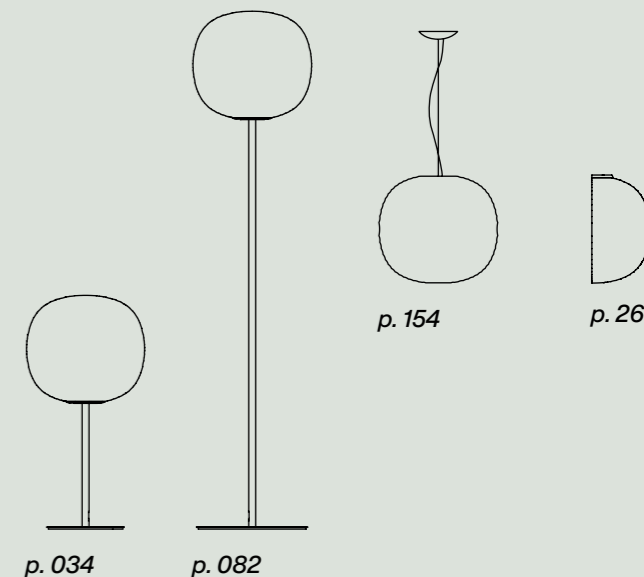
☐ CE ⚡ IP 20

Vetro: bianco. Montatura: oro.
Glass: white. Frame: gold.



Un oggetto che seduce, Gem dichiara la preziosità del materiale e la maestria della lavorazione artigianale. Una vibrazione fluida, onde e rilievi che mutano continuamente sul vetro. Anche da spenta dona eleganza a ogni ambiente e crea inattesi effetti luminosi quando è accesa.
Gem is a seductive object that displays the precious quality of its material and its fine craftsmanship. A fluid vibration, waves and patterns that constantly shift on the glass. Even when not in use, it adds elegance to any space. When it is on, it creates unexpected luminous effects.

Collection →




Gem alta

Ludovica + Roberto
Palomba, 2019



Gem alta

Table




Vetro soffiato in rilievo e acidato, metallo satinato con doratura.
Blown acid-etched glass with reliefs, gold-plating satin metal.

220 / 240V: LED retrofit, fluo, halo Max 1x57W E27
120V: LED retrofit, fluo, halo Max 1x70W E26
Energy class A+, A

Dimmer incluso — *Dimmer included*

☐ CE ⚡ IP 20

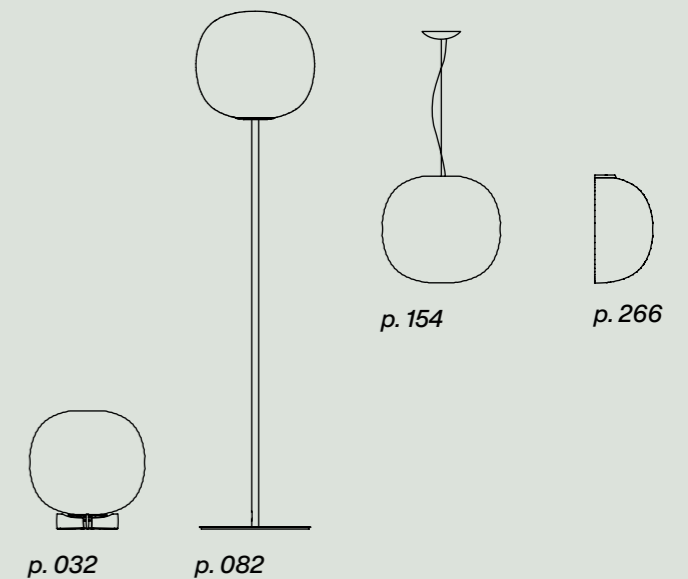
Vetro: bianco. Montatura: bianco, oro, grafite.
Glass: white. Frame: white, gold, graphite.



L'irregolarità della superficie vetrosa la rende unica. Nella versione con stelo, fa parte del sistema Mix&Match che permette la composizione della lampada partendo da un abaco di elementi singoli. Le tre tonalità di colore dello stelo permettono ampia versatilità di impiego.
The irregular glass surface makes this product unique. In the stem version, it is part of the Mix&Match system that permits configuration of the lamp with a range of individual parts. The three hues of the stem offer great versatility of use.

Mix&Match collection → p.326

Collection →



Gregg

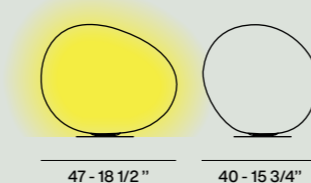
Ludovica + Roberto
Palomba, 2007 - 2019



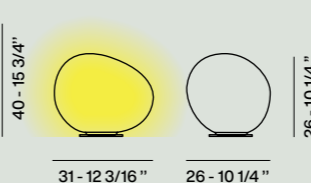
Gregg

Table

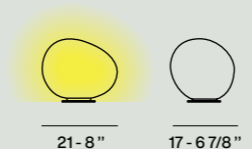
grande



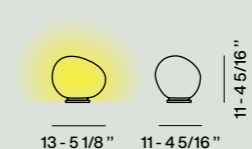
media



MIDI



piccola



Vetro soffiato acidato e metallo verniciato.
Blown acid-etched glass and coated metal.

Gregg grande
220 / 240V: LED retrofit, fluo, halo Max 1x150 W E27
120V: LED retrofit, fluo, halo Max 1x150W E26
On/off o con / or with dimmer — Energy class A+, A

Gregg media
220 / 240V: LED retrofit, fluo, halo Max 1x150W E27
120V: LED retrofit, fluo, halo Max 1x100W E26
On/off o con / or with dimmer — Energy class A+, A

Gregg MIDI
LED inclusi / included 8,5W 2700 K 830 lm CRI>80
On/off — Energy Class A+

Gregg piccola
220 / 240V: halo, LED retrofit Max 1x25W G9
On/off o con / or with dimmer
120V: halo, LED retrofit Max 1x25W G9
Dimmer incluso — Dimmer included
Energy class A+, A, C

☐ CE ⚡ IP 20

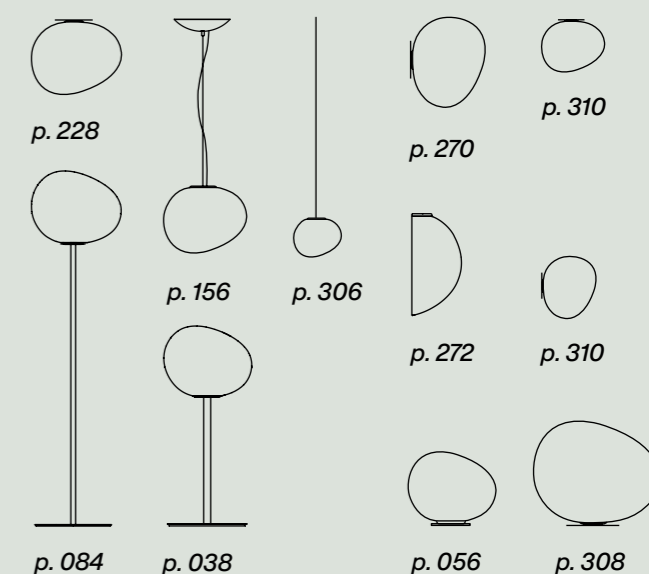
Vetro: bianco. Montatura: bianco, oro, grafite.
Glass: white. Frame: white, gold, graphite.



Come ciottoli levigati di fiume, cambia immagine a seconda del punto di vista da cui si osserva.
La luce calda e uniforme irradiata dal diffusore di vetro satinato bianco soffiato a bocca dona un piacevole valore arredativo. Diverse dimensioni per ampia versatilità di utilizzo.
Like stones polished by a river, it changes its look depending on the vantage point of the observer. The warm, uniform radiance of the frosted white handmade blown glass diffuser provides high decorative impact. In different sizes for flexible use.

Mix&Match collection → p.326

Collection →



Gregg alta

Ludovica + Roberto


Palomba, 2019




Gregg alta

Table

grande



media




Vetro soffiato acidato e metallo verniciato.
Blown acid-etched glass and coated metal.

220 / 240V: LED retrofit, fluo, halo Max 1x57W E27
120V: LED retrofit, fluo, halo Max 1x57W E26
Energy class A+, A

Dimmer incluso — Dimmer included

CE IP 20

Vetro: bianco.
Montatura: bianco, oro, grafite.
Glass: white.
Frame: white, gold, graphite.



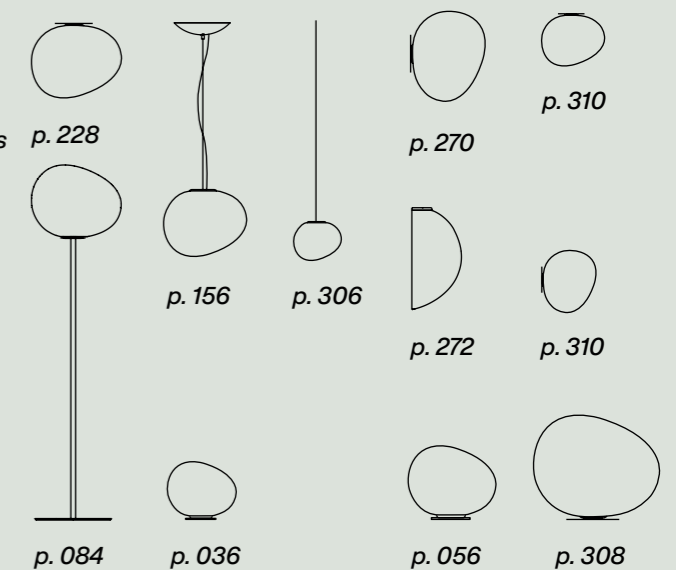
Realizzata in vetro soffiato a bocca, la versione con stelo fa parte del sistema Mix&Match che permette a Gregg sia di inserirsi come oggetto singolo di arredo sia combinata in composizioni multiple, per coordinare diversi ambienti. Stelo in tre tonalità di colore.

In handcrafted blown glass, the stem version is part of the Mix&Match system, permitting insertion of Gregg as a single decor object, or combined in multiple compositions to coordinate various spaces.

The stem comes in three colours.

Mix&Match collection → p.326

Collection →




Kurage

Nichetto + Nendo, 2015



Kurage

Table



Carta washi e legno di frassino.
Washi paper and ashwood.

220 / 240V : LED retrofit, fluo Max 1x20W E27
120V: LED retrofit, fluo Max 1x20W E26
Energy class A+, A

☐ CE  IP 20

Bianco. *White.*



Con il suo spirito poetico e artigianale, è realizzata grazie alla lavorazione tridimensionale della carta washi giapponese che filtra la luce creando un'atmosfera rilassata e calda. Le sottili gambe in legno di frassino, il portalampade in ceramica e il cavo rivestito completano il progetto.

With its poetic spirit and fine workmanship, the lamp relies on 3D shaping of Japanese washi paper to filter light, creating a relaxing, warm atmosphere. The slender legs in ash wood, ceramic bulb housing and sheathed cable complete the design.

Light Bulb

James Wines / SITE, 2018



Light Bulb

Table

White Light



14 - 5 1/2"

16 - 5 7/8"

Black Light



14 - 5 1/2"

16 - 5 7/8"

Vetro soffiato e alluminio.
Blown glass and aluminium.

LED inclusi / included
3W 2700 K 440 lm 146 lm/W CRI>80
Energy class A+

Dimmer incluso — *Dimmer included*

☐ CE IP 20

Bianco, bianco/nero.
White, white/black.



Parte di una collezione d'autore che nasce dalla riflessione sulla lampadina come archetipo. White Light, con la tipica forma a bulbo, è la matrice, l'icona di base. Black Light lavora sull'inversione: il porta-lampada emana luce, mentre la lampadina rimane "buia". Una tentazione accessibile per chi è affascinato dall'approccio concettuale e dalla riflessione critica dell'architetto James Wines. Con scatola personalizzata.

Part of a signature collection based on thinking about the light bulb as an archetype. White Light, with its typical form, is the matrix, the basic icon. Black Light works on the concept of inversion: the bulb housing emits light, while the bulb itself remains "dark". An affordable temptation for those who are fascinated by the conceptual approach of critical reflection of the architect James Wines. Comes in a personalized box.



Lumiere
Rodolfo Dordoni, 1990



Lumiere

Table



Lumiere

Rodolfo Dordoni, 1990



Lumiere

Table

grande



piccola



Vetro soffiato e alluminio spazzolato lucido o verniciato.
Blown glass and polished or painted brushed aluminium.

Lumiere grande
220 / 240V: halo, LED retrofit Max 2x48W G9
120V: halo, LED retrofit Max 2x40W G9
Energy class A+, A, C

Lumiere piccola
220 / 240V: halo, LED retrofit Max 1x42W G9
120V: halo, LED retrofit Max 1x40W G9
Energy class A+, A, C

On/off o con dimmer incluso
On/off or with dimmer included

CE IP 20

Vetro: bianco, bianco caldo, ciliegia, turchese.
Montatura: alluminio, cromo nero, champagne.
Glass: white, warm white, cherry, turquoise.
Frame: aluminium, black chrome, champagne.



Rilettura della classica abat-jour, è contraddistinta dal prezioso diffusore in vetro soffiato unito a un inconfondibile treppiede in alluminio. La raffinata eleganza insieme alla sua luce diffusa, calda e intensa, la rendono perfetta per essere inserita in svariate ambientazioni.
A reinterpretation of the classic table lamp with shade, the lamp stands out for its precious blown glass diffuser combined with a striking aluminium tripod. Refined elegance and warm, intense light make it a perfect choice for all kinds of settings.

Lumiere XXL - XXS


Rodolfo Dordoni, 2009



Lumiere XXL - XXS

Table

Lumiere XXL



Lumiere XXS



Vetro soffiato e alluminio spazzolato lucido o verniciato.
Blown glass and polished or painted brushed aluminium.


Lumiere XXL
220 / 240V: halo, LED retrofit Max 4x33W G9
120V: halo, LED retrofit Max 4x40W G9
Energy class A+, A, C

Lumiere XXS
220 / 240V: halo, LED retrofit Max 1x42W G9
120V: halo, LED retrofit Max 1x40W G9
Energy class A+, A, C

Dimmer incluso — *Dimmer included*

CE IP 20

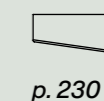
Vetro: bianco, grigio freddo.
Montatura: alluminio, cromo nero.
*Glass: white, cool grey.
Frame: aluminium, black chrome.*



Il modello originale di Lumiere ha ispirato le versioni XXL ed XXS, dalle proporzioni più ampie e dal segno più deciso. Il bianco e il grigio freddo sono le raffinate proposte di colore per il paralume in vetro soffiato a bocca, in abbinamento alle finiture alluminio o cromo nero per la montatura.

The original Lumiere model has suggested XXL and XXS versions, with varied proportions for a decisive presence. White and cool grey are the refined hues for the handcrafted blown glass shade, matched with an aluminium or black chrome finish for the structure.

Collection →



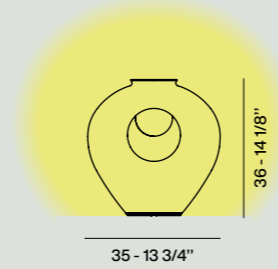
Madre

Andrea Anastasio, 2019



Madre

Table



Vetro soffiato, vetro borosilicato, alluminio verniciato e policarbonato.
Blown glass, borosilicate glass, varnished aluminum and polycarbonate.

LED inclusi / *included*
220/240 V: 17,5W 2700 K 1330 lm CRI>80
120 V: 17W 2700 K 1500 lm CRI>80
Energy class A+

220 / 240V: dimmer incluso — *dimmer included*

☐ CE IP 20

Bianco. *White.*



Con la sua forma allude ai fianchi ampi delle dee della fertilità. Il suo ampio corpo luminoso accoglie un vaso di vetro borosilicato satinato dove è possibile inserire dei rami per creare un insieme elegante. Il foro che interrompe il vaso al centro crea una visione magica e una luce unica.
The form alludes to the wide hips of fertility goddesses. The ample luminous body contains a vase in frosted borosilicate glass in which to insert branches to create elegant compositions. The hole at the centre generates a magical vision and unique light.



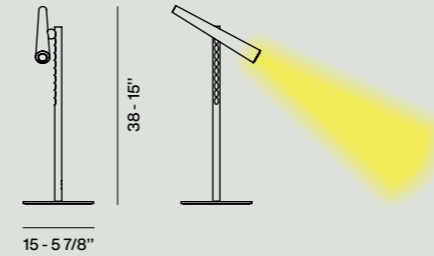
Magneto

Giulio Iacchetti, 2011



Magneto

Table



Acciaio verniciato, ABS e supermagnete
in terre rare.
*Coated steel, ABS and super magnet
made of "rare earth".*

LED inclusi / included
5W 2700 K 475 lm CRI>80
Energy class A+

□ CE  IP 20

Bianco, nero.
White, black.

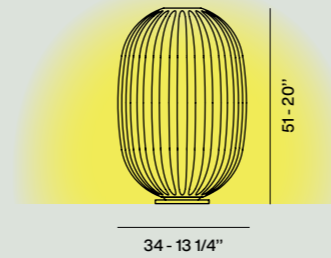


Fulcro del progetto è una calamita sferica che unisce due semplici elementi, un'asta di sostegno e un compatto corpo illuminante con un'estrema versatilità di regolazione e spostamento lungo l'asta.
Flessibilità d'uso unita a un rigore funzionale assoluto.
The fulcrum of the project is a spherical magnet that joins two simple parts, a support rod and a compact light source, with extreme versatility of regulation and movement along the stem. Flexible use combined with absolute functional rigor.

Collection →



p. 090




Policarbonato stampato in rotazionale e acciaio verniciato.
Rotational moulded polycarbonate and coated steel.

220 / 240V: LED retrofit, fluo, halo Max 1x150W E27
120V: LED retrofit, fluo, halo Max 1x150W E26
Energy class A+, A

On/off o con dimmer incluso
On/off or with dimmer included

☐ CE ⚡ IP 20

Azzurro, grigio.
Light blue, grey.



Un progetto che, come suggerisce il nome unione di "plastic" e "glass", interpreta l'immagine di una perla di vetro utilizzando il policarbonato trasparente stampato in rotazionale. Grazie alla tecnologia le finiture sono caratterizzate dalle tipiche irregolarità che ricordano il vetro artigianale e fanno vibrare la luce.
A project that as the name suggests is a union of "plastic" and "glass", conveying the image of a glass bead by using rotomoulded transparent polycarbonate. Thanks to this technology the finish has typical irregularities, like those of handcrafted glass, making the light more vibrant.

Collection →



p. 166


Poly Gregg
Ludovica + Roberto
Palomba, 2011




Poly Gregg

Table

X-large



59 - 23 1/2"



51 - 20"

grande



47 - 18 1/2"



40 - 15 3/4"

media



31 - 12 3/16"



27 - 10 1/2"

Polietilene stampato in rotazionale e metallo verniciato.
Rotational moulded polyethylene and coated metal.

Poly Gregg X-large - grande
220 / 240V: LED retrofit, fluo Max 1x25W E27
120V: LED retrofit, fluo Max 1x25W E26
Energy class A+, A

Poly Gregg media
220 / 240V: LED retrofit, fluo Max 1x15W E27
120V: LED retrofit, fluo Max 1x15W E26
Energy class A+, A

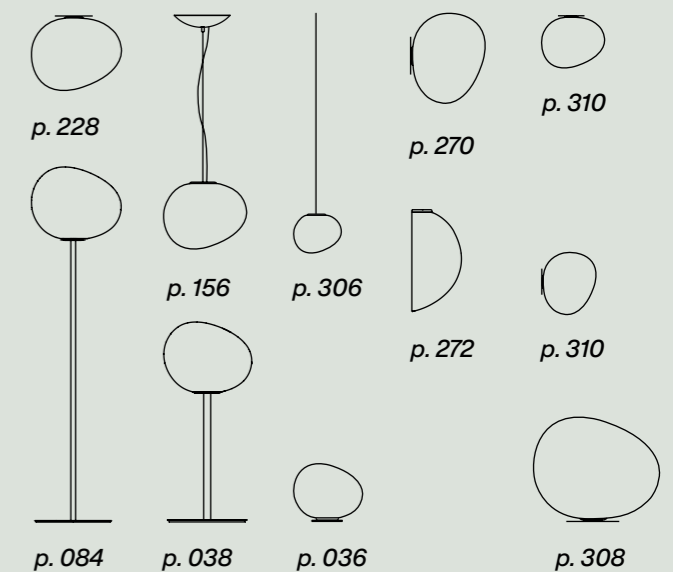
☐ CE IP 20

Bianco. *White.*



Il design organico e familiare di Gregg riprodotto in una versione in polietilene, materiale leggero ma resistente agli urti. Disponibile in tre diverse misure per integrarsi in ogni situazione e creare libere composizioni. Luce diffusa e piacevole.
The organic, familiar design of Gregg, reproduced in a polyethylene version, a material that is light but resistant to impact. Available in three different sizes to fit into any situation, creating free compositions. For pleasant, diffused light.

Collection →



Rituals

Ludovica + Roberto
Palomba, 2013



Rituals

Table



Rituals

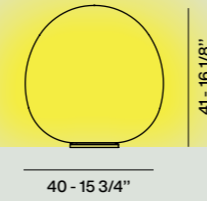
Ludovica + Roberto
Palomba, 2013




Rituals

Table

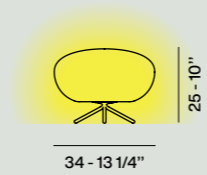
Rituals XL



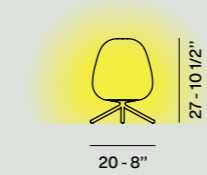
Rituals 1



Rituals 2



Rituals 3



Vetro soffiato satinato inciso e metallo verniciato.
Blown engraved satin glass and coated metal.

Rituals XL
220 / 240V: LED retrofit Max 1x150W E27,
120V: LED retrofit, fluo, halo Max 1x150W E26,
Energy class A+, A

Rituals 1 - 2 - 3
220 / 240V: LED retrofit, halo Max 1x105W E27,
120V: LED retrofit, fluo, halo Max 1x100W E26,
Energy class A+, A

On/off o con dimmer incluso
On/off or with dimmer included

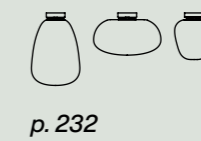
CE IP 20

Bianco. *White.*

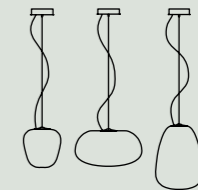


Lanterne ricche di matericità, in equilibrio tra oriente e occidente. Il corpo in vetro soffiato è arricchito da sottili incisioni che ricordano la molatura del vetro. Le linee orizzontali che percorrono la superficie filtrano e modulano l'intensità della luce, per un raffinato effetto luminoso.
Lanterns that rely on the allure of materials, balanced between east and west. The blown glass body is enhanced by slender incisions, like those of ground glass. The horizontal lines on the surface filter and modulate the intensity of the light, producing a refined effect.

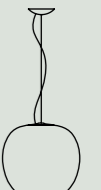
Collection →



p. 232



p. 170




p. 172



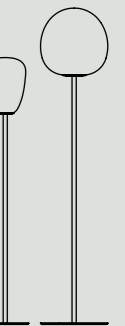
p. 288



p. 286



p. 062



p. 100

Rituals alta


Ludovica + Roberto
Palomba, 2019



Rituals alta

Table

Rituals XL



Rituals 1




Vetro soffiato satinato inciso e metallo verniciato.
Blown engraved satin glass and coated metal.

220 / 240V: LED retrofit, halo Max 1x57W E27
120V: LED retrofit, halo Max 1x57W E26
Energy class A+, A

Dimmer incluso — *Dimmer included*

☐ CE ⚡ IP 20

Vetro: bianco.
Montatura: bianco, oro, grafite
*Glass: white.
Frame: white, gold, graphite.*



Una lampada che porta una luminosità rilassante negli ambienti traducendo la magia della carta di riso nella fisicità del vetro soffiato e satinato.

Parte del sistema Mix&Match, si inserisce negli ambienti sia come elemento singolo di arredo sia come parte di una famiglia coordinata.

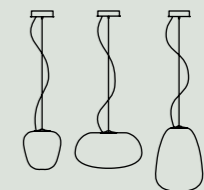
A lamp that brings a relaxing glow into spaces, translating the magic of rice paper into the physical presence of blown and frosted glass. Part of the Mix&Match system, it can be inserted in various settings, as a single unit or as part of a coordinated family.

Mix&Match collection → p.326

Collection →



p. 232



p. 170



p. 172



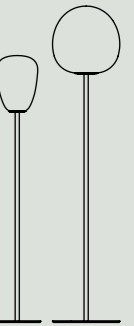
p. 288



p. 286



p. 058



p. 100


Satellight

Eugeni Quitllet, 2017



Satellight

Table




24 - 97/16"

39 - 15 51/16"

Vetro soffiato.
Blown glass.

LED inclusi / *included*
8,5W 2700 K 655 lm CRI>90
Energy class A+

On/off o con touch-dimmer integrato
On/off or with integrated touch-dimmer

☐ CE  IP 20

Bianco e trasparente.
White and transparent.



Un globo luminoso e sospeso è il cuore di Satellight.
Il diffusore in vetro soffiato a bocca di colore bianco latte
è inserito in un corpo di vetro cristallo trasparente che,
come per magia, sostiene la sfera luminosa. La luce che
ne deriva è morbida e calda.

*A luminous, suspended globe is the heart of Satellight.
The blown glass diffuser in a milky white shade is inserted
in a volume of transparent crystal, which supports the
luminous sphere as if by magic. For soft, warm lighting.*

Collection →




p. 174



p. 290

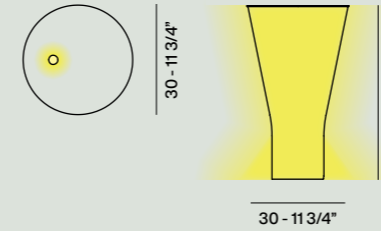
Soffio

Ludovica + Roberto
Palomba, 2018



Soffio


Table



Vetro soffiato e alluminio.
Blown glass and aluminium.

LED inclusi / included
13,8W 2700 K 1300 lm CRI>80
Energy class A+

Touch dimmer integrato
Integrated touch dimmer

□ CE  IP 20

Trasparente e bianco sfumato.
Transparent and fading white.



Lampada dall'estetica non rumorosa, Soffio emana una luce calda e intensa definendo l'ambiente in modo raffinato. La sfumatura del diffusore è il risultato di maestria artigianale; ogni pezzo è unico.


Il vetro bianco produce un illuminamento basso di area. Il vetro trasparente si comporta da piedistallo per la parte superiore.

A lamp with an understated look, Soffio spreads warm, intense light, setting a refined tone for any space.

The shading of the diffuser is a feat of craftsmanship; each piece is one of a kind. The white glass produces soft area lighting, while the transparent glass functions as a pedestal for the upper part.

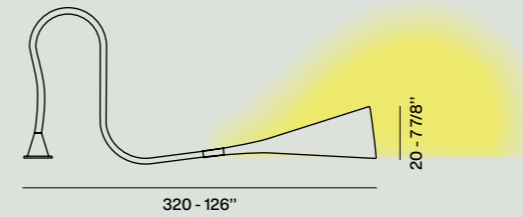
Uto

Lagranja Design, 2005



Uto

Table



Elastomero termoplastico e policarbonato.
Thermoplastic elastomer and polycarbonate.

220 / 240V: LED retrofit, fluo 1x12W E27
120V: LED retrofit, fluo 1x12W E26
Energy class A+, A

☐ CE ⚡ IP 44

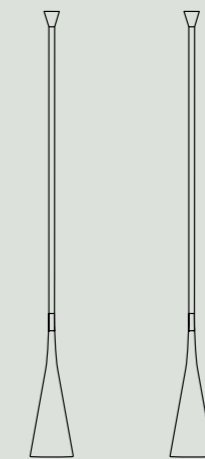
Suitable for damp locations

Bianco, giallo, arancio.
White, yellow, orange.



Trasformista, Uto cambia a seconda delle esigenze del momento. Totalmente flessibile grazie all'elastomero che la compone, la lampada è disponibile in tre varianti di colore rendendola ideale ovunque si voglia inserire un elemento luminoso dalla personalità giocosa.
Uto is always ready to adapt to the needs of the moment. Totally flexible thanks to its elastomer body, the lamp comes in three colour variants, making it ideal for any setting that can benefit from a luminous presence with a playful personality.

Collection →



p. 198

p. 324

072	Birdie	096	Orbital
074	Caboche	098	Palomar
076	Dolmen	100	Rituals
078	Filo	102	Tobia
082	Gem	106	Tress
084	Gregg	108	Tuareg
086	Havana	110	Twiggy
088	Lumiere XXL	114	Twice as Twiggy
090	Magneto	116	Twiggy lettura
092	Mite		

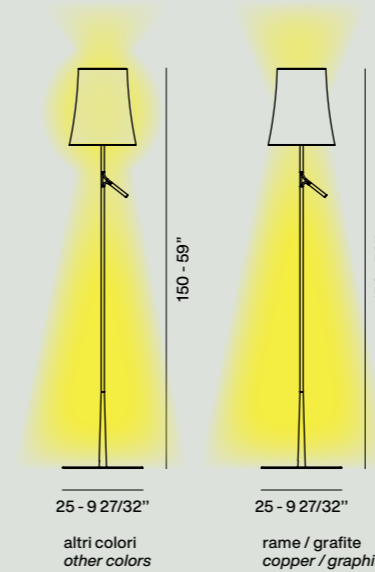
Birdie

Ludovica + Roberto
Palomba, 2011



Birdie

Floor



Polycarbonato, acciaio e metallo verniciati.
Polycarbonate, coated steel and metal.

Birdie on/off
220 / 240V: LED retrofit, fluo, halo Max 1x150W E27
120V: LED retrofit, fluo, halo Max 1x150W E26
Energy class A+, A

Birdie LED inclusi / *included*
8,4 W 2700 K 655 lm CRI>80
Energy class A+

Touch dimmer integrato
Integrated touch dimmer

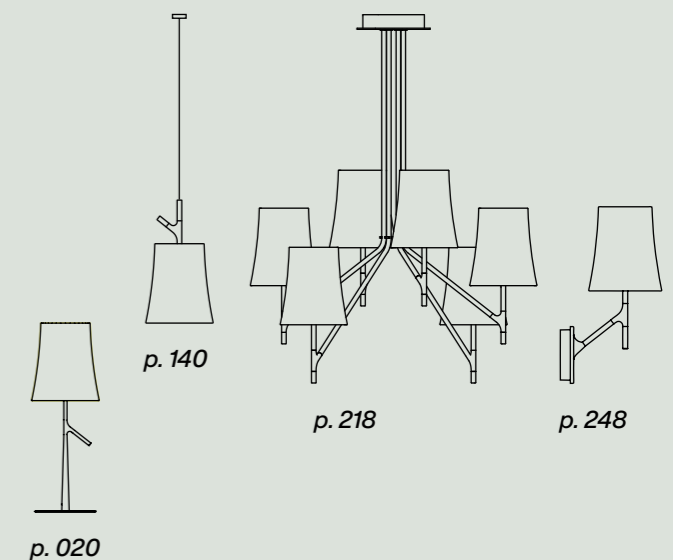
☐ CE ⚡ IP 20

Bianco, grigio, verde acqua, rame, grafite.
White, grey, aqua green, copper, graphite.



Birdie è una reinterpretazione in chiave contemporanea della classica lampada con paralume. Un modello che coniuga un segno leggero e familiare e un carattere deciso. Sempre monocromatica, Birdie terra assume diverse personalità a seconda del colore.
Birdie is a reinterpretation of the classic lampshade-lamp, with a contemporary twist. This model combines a light and familiar design with a strong character. Always monochromatic, the Birdie floor lamp takes on different personalities depending on its colour.

Collection →



Caboche


Patricia Urquiola con
Elia Gerotto, 2005



Caboche

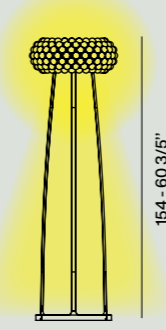
Floor

grande



70 - 27 9/16"

media



50 - 19 3/4"

Polimetilmetacrilato, vetro soffiato e metallo laccato bianco.
Polymethylmethacrylate, blown glass and white lacquered metal.

Caboche grande
220 / 240V: halo, LED retrofit Max 1x230W R7s
120V: halo, LED retrofit Max 1x150W RSC
Energy class A+, A, C

Caboche media
220 / 240V: halo, LED retrofit Max 1x160W R7s
120V: halo, LED retrofit Max 1x150W RSC
Energy class A+, A, C

Dimmer incluso — *Dimmer included*

☐ CE ⚡ IP 20

Trasparente, giallo oro.
Transparent, gold yellow.

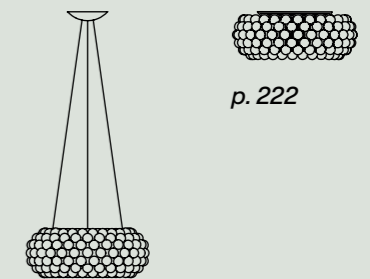


Gioiello di design, scintillante e preziosa come un bracciale, ha una base in metallo con disegno circolare che riprende la forma del diffusore. Quando è accesa, la luce si diffonde dall'interno delle sfere, garantendo un'illuminazione verso l'alto, il basso e diffusa nell'ambiente.

A real design gem, sparkling and precious like a bracelet, it has a metal base with a circular design that reflects the shape of the diffuser.

When switched on, light is diffused from inside the spheres, creating an upward and downward lighting effect as well as spreading light around the room.

Collection →



p. 222

p. 144



p. 254



p. 026

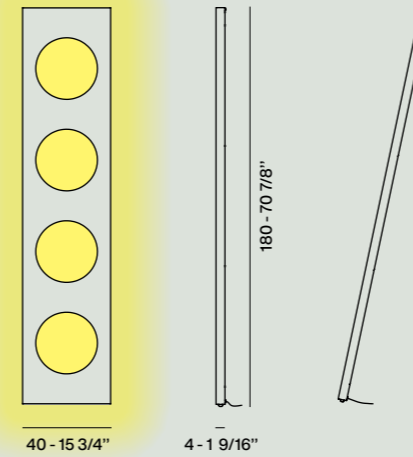
Dolmen

Ferruccio Laviani, 1996 / 2017



Dolmen

Floor



Alluminio anodizzato o verniciato e PMMA.
Varnished or anodised aluminium and PMMA.

LED inclusi / *included*
20/240V: 47W 2700 K 6486 lm CRI>90
120V: 41W 2700 K 4980 lm CRI>90
Energy class A+

Dimmer incluso — *Dimmer included*

□ CE ⚡ IP 20

Alluminio, arancione, bronzo.
Aluminium, orange, bronze.



Un pezzo dal forte valore simbolico, nato alla metà degli anni '90 e rivisitato con tecnologia LED. Una lampada-scultura che non passa mai inosservata per l'eccezionalità della sua forma, con quattro grandi fori simili agli oblò di una nave e per l'insolita collocazione ad appoggio.

A piece with strong symbolic value, created in the mid-90s and reworked with LED technology. A lamp-sculpture that never goes unnoticed, thanks to its exceptional shape, with four large holes similar to the portholes of a ship, and its unusual positioning against the wall.


Collection →



p. 152

Filo

Andrea Anastasio, 2017



Filo / Amethyst Queen

Foscarini Collezioni — 3

078

Filo

Floor




Filo / Emerald King

079

Filo

Andrea Anastasio, 2017

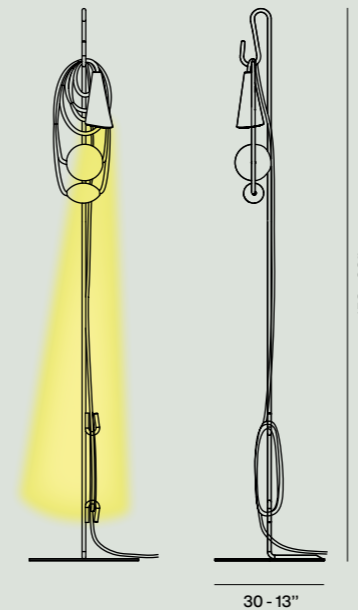


Filo / Teodora

Filo / Eastern Coral

Filo

Floor



Porcellana, cavo tessile, vetro soffiato e metallo verniciato.
Porcelain, textile cable, blown glass and varnished metal.

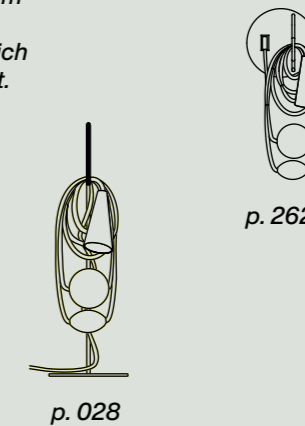
220 / 240V: LED retrofit inclusi / *included*
4W G9 3000 K 400 lm CRI>80
120V: LED retrofit Max 4W G9
Energy class A+

□ CE ⚡ IP 20

Un'operazione artistica, frutto del pensiero di un autore che scompone e poi ricompone la lampada nelle sue singole componenti. Non convenzionale, con una fortissima carica arredativa, la lampada da terra Filo è un abaco di colori in cui anche il cavo elettrico diventa decoro.

This is a work of art, the result of the designer's idea to reduce a lamp to its constituent parts before putting them back together. Unconventional and with great décor appeal, the Filo floor lamp is an abacus of colours in which even the electrical cable becomes a decorative element.

Collection →



p. 262

p. 028

Gem

Ludovica + Roberto
Palomba, 2019



Gem

Floor



Vetro soffiato in rilievo e acidato, metallo satinato con doratura.
Blown acid-etched glass with reliefs, gold-plating satin metal.

220 / 240V: LED retrofit, fluo, halo Max 1x57W E27
120V: LED retrofit, fluo, halo Max 1x57W E26
Energy class A+, A

Dimmer incluso — *Dimmer included*

☐ CE ⚡ IP 20

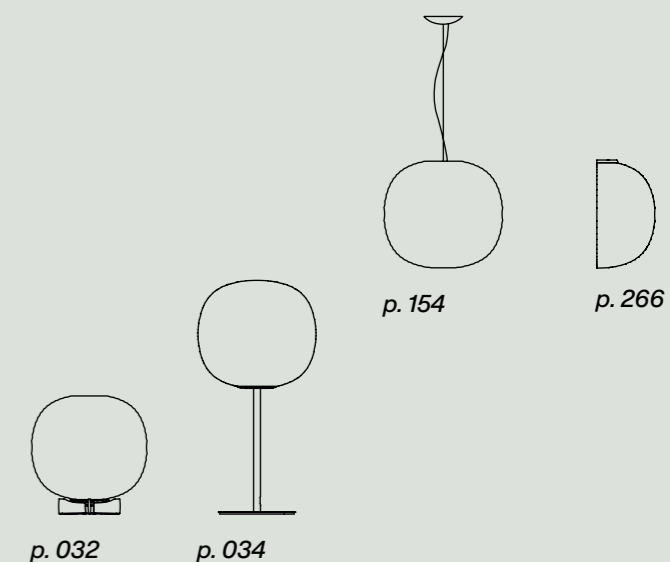
Vetro: bianco. Montatura: bianco, oro, grafite.
Glass: white. Frame: white, gold, graphite.



Caratterizzata dalla particolare lavorazione della superficie vetrosa, offre una sensazione di morbidezza materica. Le sfaccettature tridimensionali, con linee che si intersecano sulla superficie, sono ottenute con la tecnica artigianale della soffiatura a bocca del vetro in uno stampo con incisioni. Base in tre diversi colori.
Characterised by the unique finish of its glass surface, this lamp creates a sensation of material softness. The three-dimensional surfaces, with their intersecting lines, are created using the artisanal technique of mouth-blowing glass inside a mould with incisions. Base available in three different colours.

Mix&Match collection → p.326

Collection →



Gregg

Ludovica + Roberto
Palomba, 2007 - 2019



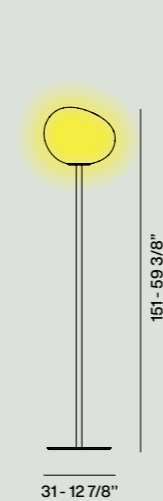
Gregg

Floor

grande



media



Vetro soffiato acidato e poliuretano laccato bianco.
Blown acid-etched glass, lacquered polyurethane and metal.

220 / 240V: LED retrofit, fluo, halo Max 1x57W E27
120V: LED retrofit, fluo, halo Max 1x57W E26
Energy class A+, A

Dimmer incluso — *Dimmer included*

☐ CE ⚡ IP 20

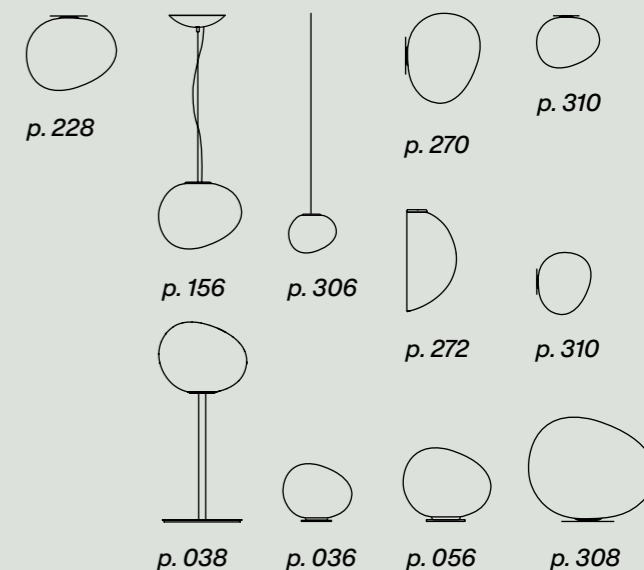
Vetro: bianco. Montatura: bianco, oro, grafite.
Glass: white. Frame: white, gold, graphite.



Gregg è realizzata in vetro soffiato a bocca e la sua forma organica ricorda un grande ciottolo levigato dall'acqua. La versione terra è proposta con diffusore medio o grande, con base in tre diversi colori per molteplici possibilità di ambientazione.
Gregg is made using mouth-blown glass and its organic shape resembles a large pebble smoothed by water. The floor version is available with a medium or large diffuser and the base comes in three different colours, able to meet the needs of various settings.

Mix&Match collection → p.326

Collection →



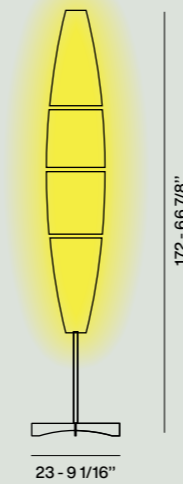
Havana

Joseph Forakis, 1993



Havana

Floor



Polietilene stampato ad iniezione e metallo verniciato o cromato.
Injection moulded polyethylene and coated or chromed metal.

220 / 240V: LED retrofit, fluo, halo Max 1x150W E27
120V: LED retrofit, fluo, halo Max 1x150 W E26
Energy class A+, A

220 / 240V: on/off or with dimmer

☐ CE ⚡ IP 20

Diffusore: bianco. Montatura: alluminio, cromo.
Diffusor: white. Frame: aluminium, chrome.

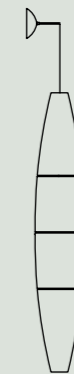


L'inconfondibile diffusore di Havana è formato da quattro segmenti tenuti insieme da piccoli ganci metallici. Un design affusolato che ricorda la forma di un sigaro, da cui ironicamente prende il nome. Havana ha uno stile senza età e si colloca facilmente in qualsiasi ambiente, diffondendo attorno a sé una luminosità calda e soffusa.
The unmistakable Havana diffuser is made up of four segments, held together by small metal hooks. The tapered design recalls the shape of a cigar, from which it ironically takes its name. Havana has timeless style and blends in easily with any room, diffusing a warm and soft light all around.

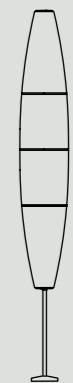
Collection →



p. 158



p. 276



p. 312



p. 314

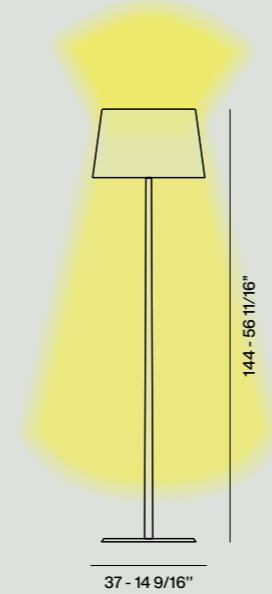
Lumiere XXL

Rodolfo Dordoni, 2015



Lumiere XXL

Floor




Vetro soffiato e metallo verniciato o metallo cromato.
Blown glass and lacquered aluminium.

220 / 240V: halo, LED retrofit Max 4x33W G9
120V: halo, LED retrofit Max 4x40W G9
Energy class A+, A, C

Dimmer incluso — *Dimmer included*

☐ CE ⚡ IP 20


Vetro: bianco, grigio freddo.
Montatura: alluminio, cromo nero.
*Glass: white, cool grey.
Frame: aluminium, black chrome.*



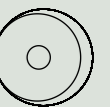
La lampada da terra Lumiere XXL è un modello dall'eleganza ricercata, adatta sia per la lettura che per l'illuminazione d'interni. Il diffusore in prezioso vetro soffiato è disponibile in bianco e in un grigio molto contemporaneo che appare freddo a lampada spenta, per riempirsi di calore quando è accesa.

The Lumiere XXL floor lamp offers refined elegance, suitable as both a reading light and to light up the room. The diffuser, made from precious blown glass, is available in white and in a very modern grey colour, which may appear cold when the lamp is turned off, only to fill with warmth when switched on.

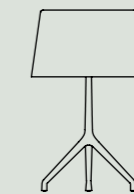
Collection →



p. 230



p. 284



p. 048

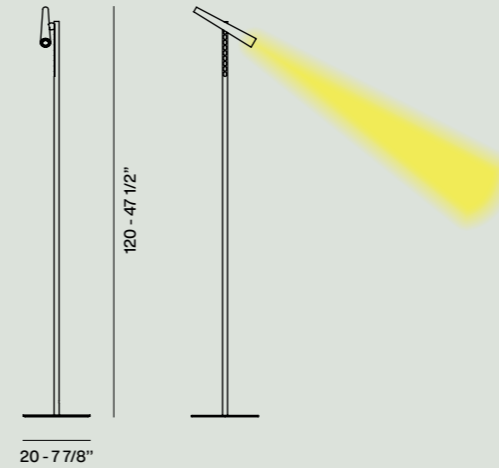
Magneto

Giulio Iacchetti, 2011



Magneto

Floor



Acciaio verniciato, ABS e supermagnete in terre rare.
Coated steel, ABS and super magnet made of "rare earth".

LED inclusi / included
5W 2700 K 475 lm CRI>80
Energy class A+

☐ CE ⚡ IP 20

Bianco, Nero.
White, black.



La forza invisibile di una calamita sferica unisce lo stelo al compatto corpo illuminante, permettendo di orientarlo come una torcia. La sua luce intensa, concentrata e puntuale può essere direzionata a piacimento, perfetta per la lettura o un'illuminazione diffusa.

The invisible force of a spherical magnet connects the stem to the compact diffuser, allowing it to be directed like a torch. Its intense, concentrated and focused light can be easily directed at will, perfect for reading or for a diffused lighting effect.

Collection →



p. 052

Mite

Marc Sadler, 2000



Mite

Floor



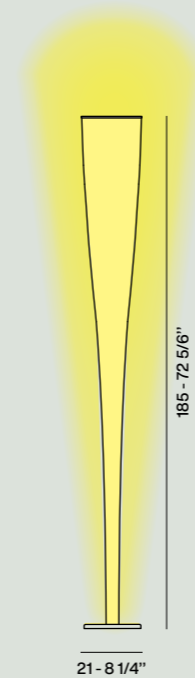
Mite

Marc Sadler, 2000



Mite

Floor



Tessuto di vetro con fibra di carbonio o Kevlar®, metallo nichelato, acciaio e alluminio (LED).
Fiber glass fabric with Kevlar® or carbonium thread, nickel-plated metal, steel and aluminium (LED).

Kevlar® is a Dupont registered trademark.

Mite LED inclusi / included
220/240V: 32,9W COB 3000 K 3580 lm CRI>90
120V: 36,9W 3000 K 3580 lm CRI>90
Energy class A

220 / 240V: LED retrofit, halo Max 1x150W E27
120V: LED retrofit, halo Max 1x150W E26
Energy class A+, A

Dimmer incluso — *Dimmer included*

☐ CE ⚡ IP 20

Giallo, nero.
Yellow, black.



Ha dimensioni importanti e un design seducente e slanciato, realizzata con un innovativo mix di fibra di vetro e fili di carbonio o Kevlar®. Vincitrice del premio Compasso d'Oro ADI. Garantisce un ottimo illuminamento, proiettando un intenso e caldo fascio luminoso verso il soffitto.

The Mite floor lamp boasts significant dimensions and a seductive, slender design, made with an innovative mix of fibreglass and carbon thread or Kevlar®. Winner of the ADI Compasso d'Oro design award, this lamp guarantees excellent lighting, projecting an intense and warm beam towards the ceiling.



Compasso
D'Oro 2001

Collection →



p. 184

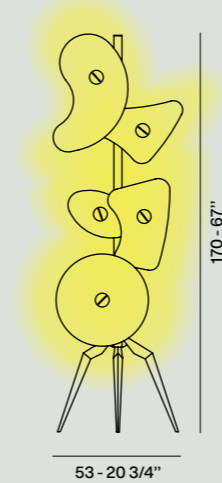
Orbital

Ferruccio Laviani, 1992



Orbital

Floor



Vetro serigrafato e metallo verniciato.
Silkscreen-printed glass and varnished metal.

220 / 240V: LED retrofit, halo 5x40W E14
120V: LED retrofit, halo 5x40W E12
Energy class A+, A

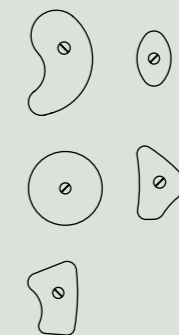
CE   IP 20

Bianco, colorato.
White, colored.



Una vera e propria icona del design dell'illuminazione, che arreda con la forza di una scultura. Il caratteristico treppiede in lamiera e una composizione di sagome irregolari in vetro, bianche o multicolori, diffondono un segnale grafico e luminoso inconfondibile nello spazio.
A true icon of lighting design, decorating the room with the power of sculpture. The distinctive tripod made of metal sheet and the composition of irregular white or multi-coloured glass shapes make an unmistakable mark in any room, in terms of both design and lighting effect.

Collection →



p. 250

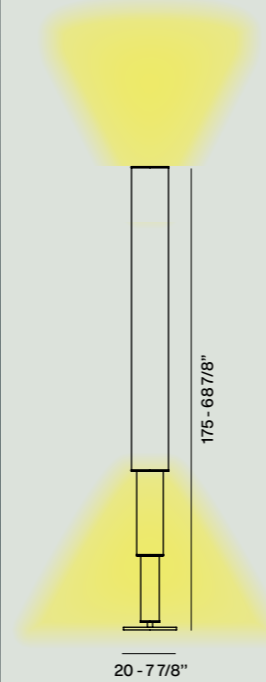
Palomar

Ludovica + Roberto
Palomba, 2019



Palomar

Floor



ABS, PMMA, PVC e metallo verniciato.
ABS, PMMA, PVC and varnished metal.

LED retrofit 2x12W E27 PAR20
Energy class A+

☐ CE IP 20

Bianco. *White.*



Un oggetto minimale che offre due luci diverse: una luce diretta al soffitto, intensa, come in un tradizionale luminatore; e una luce più morbida rivolta verso il basso, diffusa attraverso i cilindri traslucidi che compongono la base della lampada.

A minimal object that offers two different types of lighting: an intense light directed up towards the ceiling, as with a traditional 'luminator'; and a softer light pointing downwards, diffused through the translucent cylinders forming the base of the lamp.

Rituals


Ludovica + Roberto
Palomba, 2019



Rituals

Floor

Rituals XL



Rituals 1



Vetro soffiato satinato inciso e metallo verniciato.
Blown engraved satin glass and coated metal.

220 / 240V: LED retrofit, fluo, halo Max 1x57W E27
120V: LED retrofit, fluo, halo Max 1x57W E26
Energy class A+, A

Dimmer incluso — *Dimmer included*

☐ CE ⚡ IP 20

Vetro: bianco. Montatura: bianco, oro, grafite.
Glass: white. Frame: white, gold, graphite.

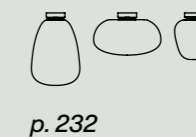


Si ispira alle lampade di carta della tradizione orientale ma è realizzata in un prezioso vetro soffiato a bocca arricchito da sottili incisioni - che ricordano il gesto della molatura - frutto di un sapiente lavoro artigiano. Le linee orizzontali sono al contempo decoro e filtrano la luce, che si diffonde calda e soffice nell'ambiente. Base in tre diversi colori.

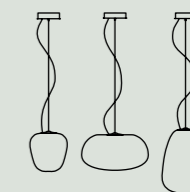
Rituals is inspired by traditional, oriental paper lanterns, but is made of precious, mouth-blown glass enriched by subtle engravings - reminiscent of the grinding technique - the result of skilled craftsmanship. The horizontal lines are a decorative feature and filter the light at the same time, spreading a warm and soft lighting effect throughout the room. Base available in three different colors.

Mix&Match collection → p.326

Collection →



p. 232



p. 170



p. 172




p. 288



p. 286




p. 058



p. 062

Tobia

Ferruccio Laviani, 2019



Tobia

Floor




Tobia

Ferruccio Laviani, 2019



Tobia

Floor



Metallo e alluminio verniciato a liquido o dorato.
Liquid varnished or gold painted metal and aluminum.

LED inclusi / *included*
15W 2700 K 2000 lm CRI > 80
Energy class A+

Touch dimmer integrato
Integrated touch dimmer

☐ CE IP 20

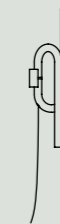
Bianco, nero, giallo fluo, arancione fluo, oro.
White, black, fluo yellow, fluo orange, gold.



Tobia è l'esempio di come la semplicità possa avere carattere. Esile e di ingombro contenuto, facile da spostare grazie al nodo centrale che invita alla presa, proietta una luce potente diretta verso l'alto. Un punto luce dalle grandi prestazioni, in cui il colore ne sottolinea o mimetizza la presenza.

Tobia is a perfect example of how simplicity can have character. Slender and compact in size and simple to move around thanks to its easy-to-grip central knot, this lamp provides powerful upward lighting. A high-performance light point, whose colour can either highlight or camouflage its presence.

Collection →



p. 294

Tress

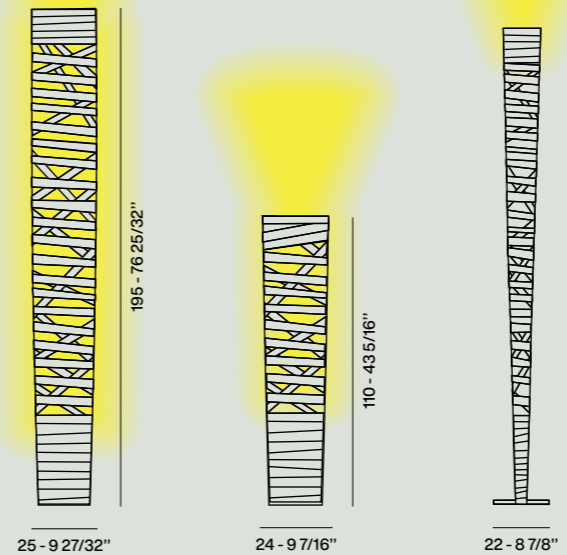
Marc Sadler, 2008 - 2011



Tress

Floor

grande media stilo



Base di fibra di vetro laccato, metallo verniciato e alluminio.
Lacquered glass fibre base, coated metal and aluminium.

Tress grande
220 / 240V: halo, LED retrofit Max 1x250W R7s
+ 100W E27 PAR 30
120V: halo, LED retrofit Max 1x150W RSC
+ 1x75W E26 PAR
Energy class A+, A


Tress grande LED inclusi / *included*
220 / 240V: 58,2W 2700 K 5624 lm CRI>90
120V: 54W 2700 K 4830 lm CRI>90
Energy class A+

Dimmer incluso, doppia accensione / *Dimmer included, double switch*

Tress media / Tress stilo
220 / 240V: LED retrofit, halo Max 1x100W E27 PAR 30
120V: Led retrofit, halo Max 1x75W E26 PAR
Energy class A+, A
Dimmer incluso — *Dimmer included*

☐ CE ⚡ IP 20

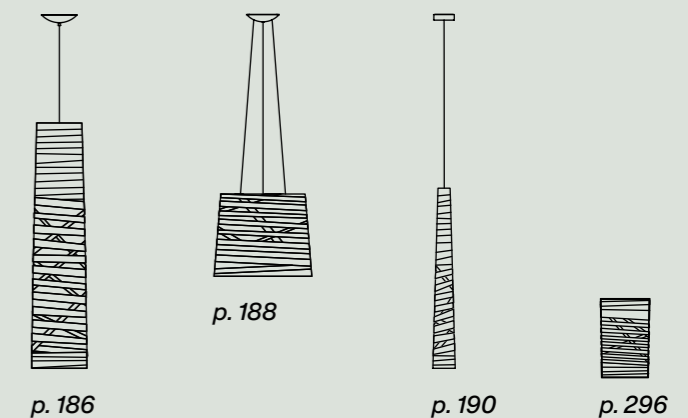
Tress: bianco, nero, greige. Tress stilo: bianco, nero.
Tress: white, black, greige. Tress stilo: white, black.



Un nastro di fibra di vetro e resina intrecciato con apparente casualità crea uno straordinario gioco di luci e ombre. Ha due sorgenti luminose con accensione separata: quella inferiore illumina l'interno, sottolineando l'intreccio, mentre quella superiore produce un'illuminazione riflessa verso il soffitto.

Fibreglass and resin woven together in a seemingly casual way, creating an extraordinary play on light and shadows. The Tress floor lamp has two light sources with separate controls: the lower one illuminates the interior, highlighting the weave, while the upper one creates a lighting effect that is reflected up towards the ceiling.

Collection →



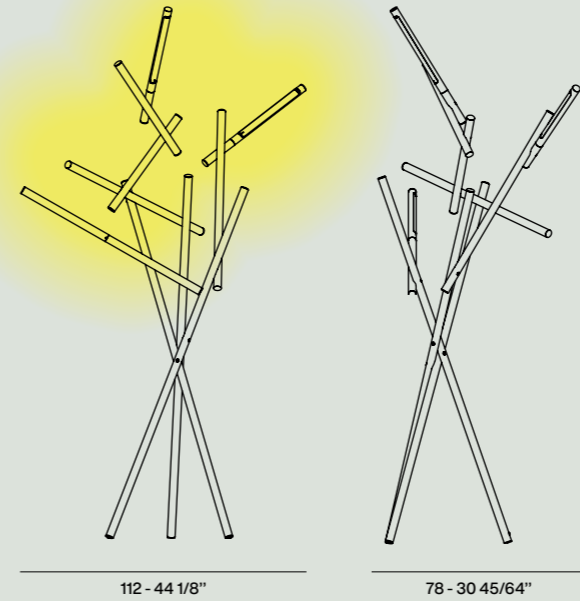
Tuareg

Ferruccio Laviani, 2013



Tuareg

Floor



Alluminio verniciato e policarbonato.
Varnished aluminium and polycarbonate.

LED inclusi / included
220 / 240V: 54W 3000 K 4050 lm CRI>90
120V: 59W 3000 K 4050 lm CRI>90
Energy class A

Accensioni separate e luci orientabili
Separate switches and orientable lights

Touch dimmer integrato
Integrated touch dimmer

☐ CE  IP 20

Bianco, arancio, cromo nero.
White, orange, black chrome.



La lampada da terra Tuareg è una composizione tridimensionale che ricorda un assemblaggio di rami e canne - come un'opera di land art. È dotata di tre sorgenti luminose a LED con accensione indipendente e orientabili fino a 350° per variare l'effetto luminoso.

The Tuareg floor lamp is a three-dimensional composition that brings to mind an assembly of branches and sticks - just like a real piece of land art. It has three LED light sources that can be switched on and off separately and adjusted by up to 350° in order to vary the lighting effect.

Twiggy
Marc Sadler, 2006



Twiggy

Floor



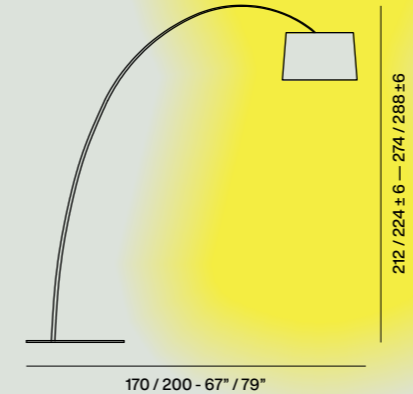
Twiggy

Marc Sadler, 2006



Twiggy

Floor



Materiale composito su base di fibra di vetro laccato, PMMA, policarbonato, metallo verniciato e alluminio.
Varnished fibreglass based composite material, PMMA, polycarbonate, coated metal and aluminium.

Twiggy
 220 / 240V: LED retrofit, halo Max 3x77W E27
 120V: LED retrofit, halo Max 3x100W E26
 Dimmer incluso — *Dimmer included*

Twiggy LED inclusi / *included*
 220 / 240V: 33W 3000 K 2920 lm CRI>90
 120V: 38W 3000 K 3448 lm CRI>90
 Dimmer incluso — *Dimmer included*
Remote control version with Bluetooth app available (220/240V only)

Twiggy LED Tunable white
 220/240V only: 31W 2500 - 4500 K 4080 lm CRI>90
Remote control version with Bluetooth app available (220/240V only)

Energy class A+, A

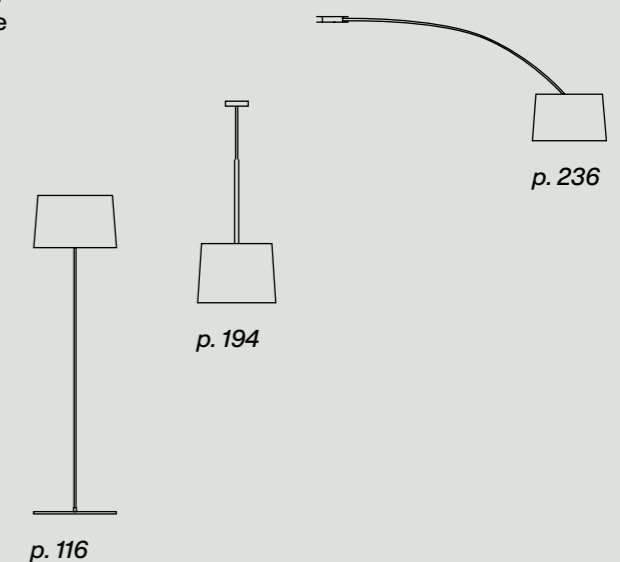
CE IP 20 — (halo) 

Bianco, nero, cremisi, greige, indaco.
White, black, crimson, greige, indigo.



Sospesa su uno stelo in materiale composito, flessibile come una canna da pesca e regolabile in altezza, Twiggy è un'idea semplice e geniale, divenuta un'icona Foscarini. Garantisce un'illuminazione diretta nell'area sottostante e diffonde verso l'alto un'accogliente luce d'ambiente.
Suspended on a stem made of composite material, flexible like a fishing rod and with adjustable height, Twiggy has a simple yet brilliant design, which has become a Foscarini icon. Twiggy guarantees direct lighting to the area underneath it and diffuses a warm, ambient light upwards.

Collection →



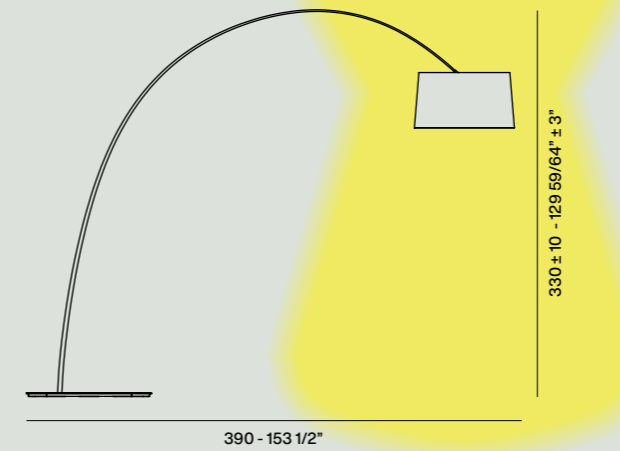
Twice as Twiggy

Marc Sadler, 2015



Twice as Twiggy

Floor



Materiale composito su base di fibra di vetro laccato, PMMA, metallo verniciato e alluminio.
Coated fibreglass-based composite material, PMMA, coated metal and aluminium.

LED inclusi / included
 220 / 240V: 81W 3000 K 8517 lm CRI>90
 120V: 95W 3000 K 8517 lm CRI>90
Energy class A+

Dimmer incluso — *Dimmer included*

☐ CE ⚡ IP 20

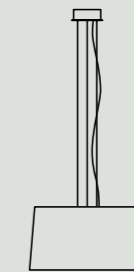
Bianco, nero, cremisi, greige, indaco.
White, black, crimson, greige, indigo.



Il segno sottile e flessibile dell'icona di design Twiggy diventa oversize in Twice as Twiggy, una lampada da terra progettata per i grandi spazi. Un sistema di contrappesi permette di scegliere l'altezza del paralume, dotato di due schede LED per una luce diretta verso il basso e diffusa verso l'alto.

The slender and flexible design of Foscarini's iconic Twiggy becomes oversized with 'Twice as Twiggy': a floor lamp designed for large spaces. A system of counterweights allows you to choose the height of the lampshade, fitted with two LED boards for direct light pointing downwards and diffused light towards the ceiling.

Collection →



p. 196


Twiggy Lettura

Marc Sadler, 2008



Twiggy Lettura

Floor



Materiale composito su base di fibra di vetro laccato, policarbonato e metallo verniciato.
Coated fibreglass based composite material, polycarbonate and coated metal.

220 / 240V: LED retrofit, halo Max 3x77W E27
120V: LED retrofit, halo Max 3x100W E26
Energy class A+, A

Dimmer incluso — *Dimmer included*

☐ CE IP 20

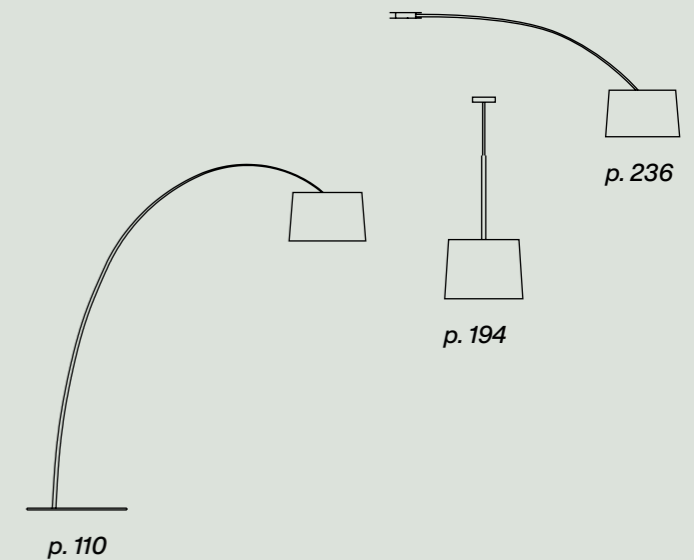
Bianco, nero.
White, black.



Il concetto formale di leggerezza dell'iconica Twiggy viene declinato in questa versione da lettura dallo stelo sottile e dall'ampio diffusore che illumina efficacemente verso il basso e verso l'alto.

The lightweight design concept of the iconic Twiggy is transformed into a reading light, featuring a slender stem and large diffuser that effectively provides both downlighting and uplighting.

Collection →




120	Allegro	162	Lightweight
124	Allegretto	164	Maki
126	Aplomb	166	Plass
130	Aplomb Large	168	Plena
132	Arumi	170	Rituals
134	Behive	172	Rituals XL
136	Big Bang	174	Satellight
138	Big Bang L + XL	176	Spokes
140	Birdie	180	Supernova
142	Buds	182	Tartan
144	Caboche	184	Tite
148	Chouchin	186	Tress
150	Chouchin Reverse	188	Tress grande
152	Dolmen	190	Tress stilo
154	Gem	192	Troag
156	Gregg	194	Twiggy
158	Havana	196	Twice as Twiggy
160	Le Soleil	198	Uto

Allegro
Atelier Oi, 2007



Allegro

Suspension



Allegro


Atelier Oi, 2007




Allegro

Suspension


Assai



Vivace



Ritmica



Alluminio verniciato e metallo cromato.
Varnished aluminium and metal.

Allegro LED inclusi / *included*
220 / 240V: 49,5W 3000 K 5684 lm CRI>90
120V: 56W 3000 K 5684 lm CRI>90

Dimmerabile — *Dimmable*

Allegro
220 / 240V: halo, LED retrofit Max 1×230W R7s
+ Max 1×100W E27 PAR 30
120V: halo, LED retrofit Max 1×200W RSC
+ Max 1×75W E26 PAR 30

Energy class A+, A, C



Assai oro, Vivace rame, Ritmico grafite.
Assai gold, Vivace copper, Ritmico graphite.



Una collezione che prende forma grazie alla forza di gravità, con linee metalliche che disegnano la luce ed emettono suoni se sfiorate. A questa “musicalità” si ispira il nome delle tre versioni, di dimensioni importanti, con finiture e forme diverse. Illuminazione diffusa, diretta verso il basso e riflessa a soffitto.


A collection that takes form thanks to the force of gravity, with metal lines that shape the light and emit sounds when touched. This “musical” character is behind the name of the three versions, large in size, with different finishes and forms. Diffused light, directed downward and reflected from the ceiling.



Assai



Vivace



Ritmica



Alluminio verniciato e metallo cromato.
Varnished aluminium and metal.

220 / 240V: LED retrofit, halo Max 2x100W E27 PAR 30
120V: LED retrofit, halo Max 2x75W E26 PAR 30
Energy class A+, A



Assai oro, Vivace rame, Ritmico grafite.
Assai gold, Vivace copper, Ritmico graphite.



Proporzioni e volumi studiati in funzione di una dimensione più contenuta. Un'armonia di sottili linee metalliche, che creano forme tridimensionali e giochi di luce ed ombre, in tre variazioni sul tema. Offre un'illuminazione diffusa, diretta verso il basso e riflessa a soffitto.

More compact proportions and volumes, designed to conserve the harmony of the slender metal lines that create three-dimensional forms and games of light and shadow, in three variations on the theme. For diffused lighting, directed downward and reflected from the ceiling.



Aplomb / Aplomb mini

Lucidi e Pevere, 2010



Aplomb / Aplomb mini

Suspension



Aplomb / Aplomb mini

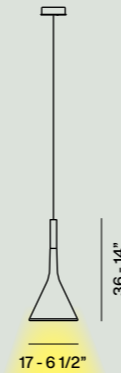
Lucidi e Pevere, 2010



Aplomb / Aplomb mini

Suspension

Aplomb



Aplomb mini



Cemento colato a mano e alluminio.
Hand pouring concrete and aluminium.


220 / 240V: LED retrofit GU10 Max 1×8W PAR 16,
120V: LED retrofit GU10 Max 1×9W PAR 16
Energy class A+, A



Aplomb: rosso mattone, giallo sabbia, verde oliva,
bianco, grigio cemento, marrone.

Aplomb mini: bianco, grigio cemento, marrone.
*Aplomb: brick red, sand yellow, olive green,
white, concrete grey, brown.*

Aplomb mini: White, concrete grey, brown.



Una lampada in cemento dalle dimensioni contenute che proietta un fascio di luce diretta e puntuale sul piano sottostante. L'esclusivo amalgama di cemento, dall'aspetto materico al contempo grezzo e raffinato, è arricchito di pigmenti per ottenere le diverse colorazioni. Ancora più compatta la versione mini.

A lamp made of concrete, compact in size, to project a direct beam with precision onto the surface below.

The exclusive concrete mix, with a simultaneously rugged and refined look, is enhanced by pigments to obtain different colours. The mini version is even more compact.

Collection →



p. 130



p. 240



p. 302

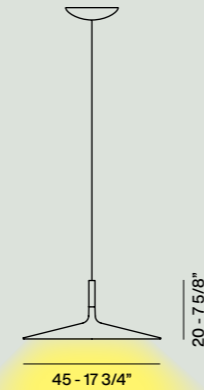
Aplomb Large

Lucidi e Pevere, 2016



Aplomb Large

Suspension



Cemento colato a mano, alluminio e policarbonato.
Hand pouring concrete, aluminium and polycarbonate.

220/240V: 11,7W 2700 K 1279 lm CRI>90
120V: 9,2W 2700 K 897 lm CRI>90
*Bluetooth remote control version available
(220/240V only)*
Energy class A+

Dimmerabile — *Dimmable*



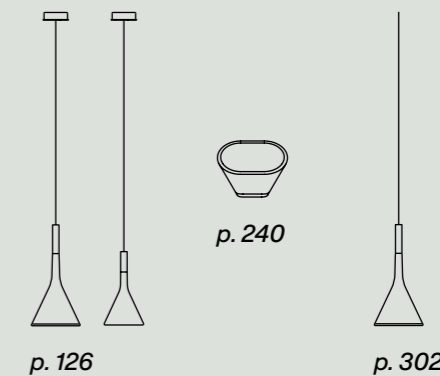
Bianco, grigio cemento, marrone.
White, concrete grey, brown.



Spessori sottili, ampie dimensioni, una superficie materica ma piacevole al tatto: Aplomb Large rappresenta una sfida progettuale vinta grazie ad un processo totalmente artigianale. Con sorgente a LED integrato, diffonde un'illuminazione ad ampio raggio verso il piano sottostante.

Minimal thickness, ample size, a rugged surface, yet pleasing to the touch: Aplomb Large represents a design challenge resolved through a totally handmade process. With built-in LEDs, it spreads light in a large beam across the surface below.

Collection →



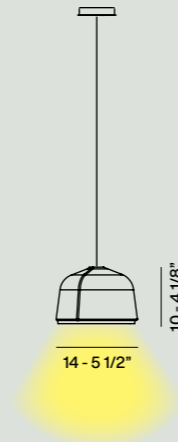
Arumi

Lucidi e Pevere, 2017



Arumi

Suspension



Alluminio pressofuso lucidato e PMMA.
Die cast polished aluminium and PMMA.

LED inclusi / *included*
220 / 240 / 120V: 10W 2700 K 850 lm CRI>80
Energy class A

Dimmerabile — *Dimmable*



Alluminio. *Aluminium.*



Un piccolo manufatto artigianale, una lampada bella già da spenta, caratterizzata dal contrasto tra la superficie opaca e materica spazzolata a mano e il bordino lucido. Grazie a un accorgimento tecnico, la fonte luminosa – protetta alla vista – proietta la luce verso il basso e sulle superfici interne.

A small crafted artefact, a lamp that is already beautiful when not in use, featuring a contrast between the brushed matte surface and the shiny border. Thanks to its technical prowess, the light source is protected from view, projecting its glow downward and onto the inner surfaces.

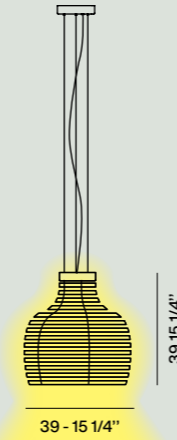
Behive

Werner Aisslinger, 2012



Behive

Suspension



ABS masterizzato e policarbonato.
Batch-dyed ABS and polycarbonate.

220/240V: LED retrofit, fluo, halo Max 1×150W E27
120V: LED retrofit, fluo, halo Max 1×150W E26
Energy class A+, A, C



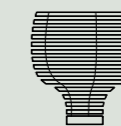
Bianco. *White.*



Ispirata alla forma leggermente panciuta di un alveare rovesciato, è una lampada in cui la luce è il decoro che ne definisce il corpo e disegna la grafica. Composta da una serie di sezioni concentriche dalle quali una luce calda e soffice si diffonde nello spazio circostante e si proietta verso il basso.

Based on the softly rounded shape of an overturned beehive, this is a lamp in which the light is the decoration that defines the body and the graphic effect. Composed of a series of concentric cross-sections from which a warm, gentle light spreads into the surrounding space and is directed downward.

Collection →



p. 016

Big Bang


Enrico Franzolini con

Vicente Garcia Jimenez, 2005



Big Bang

Suspension



Metacrilato e alluminio verniciato.
Methacrylate and varnished aluminium.

Big Bang LED inclusi / *included*
220 / 240V: 37W 3000 K 3260 lm CRI>90
120V: 41 W 3000 K 3260 lm CRI>90
Energy class A+

Dimmerabile — *Dimmable*

Big Bang
220 / 240V: halo, LED Retrofit max 1x160W R7s
120V: halo, LED Retrofit max 1x200W RSC
Energy class A+, A, C



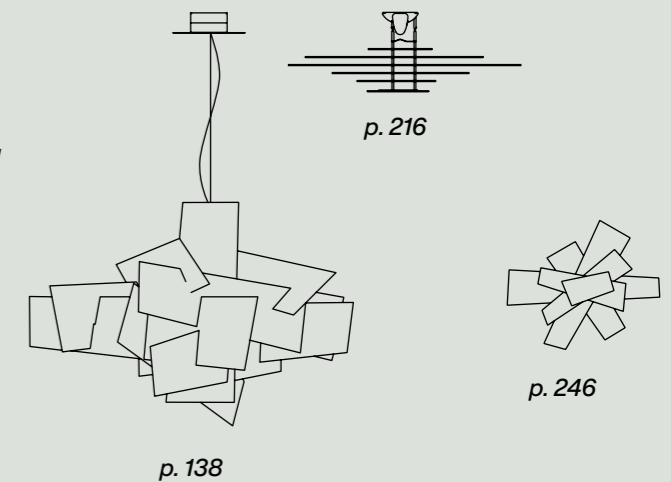
Bianco, rosso.
White, red.



Intersezioni irregolari di piani nello spazio creano un volume di grande plasticità e impatto visivo. Offre una luce diretta sul piano inferiore e diffusa nell'ambiente. La particolare disposizione delle lastre in metacrilato garantisce il massimo della riflessione luminosa ed evita l'abbaglio.

Irregular intersections of planes in space create a vivid sculptural volume of great visual impact. The lamp provides direct lighting on the surface below and diffused lighting in the room. The particular arrangement of the methacrylate panels ensures maximum reflection while preventing glare.


Collection →



Big Bang L + XL

Enrico Franzolini con


Vicente Garcia Jimenez, 2005 - 2016



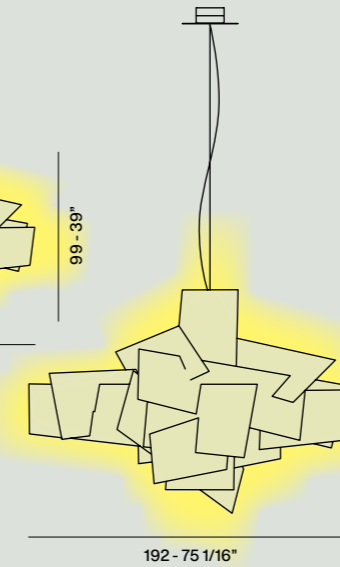
Big Bang L + XL

Suspension

Big Bang L



Big Bang XL



Metacrilato e alluminio verniciato.
Methacrylate and coated aluminium.

Big Bang L
LED inclusi / *included*
220 / 240V: 58W 3000 K 6084 lm CRI>90
120V: 66W 3000°K 6084 lm CRI>90
Energy class A+

Big Bang XL
LED inclusi / *included*
220 / 240V: 87W 3000 K 9126 lm CRI>90
120V: 98W 3000 K 9126 lm CRI>90
Energy class A+

Dimmerabile — *Dimmable*




Bianco, rosso.
White, red.



Le versioni L e XL ampliano la forte valenza scenografica del modello, rendendolo ideale per spazi anche importanti dove creare suggestive architetture luminose. Perfetta per uso in composizione. Offre una luce diretta sul piano inferiore e diffusa nell'ambiente.
The L and XL versions expand the model's theatrical force, making it ideal for image spaces calling for evocative architectural lighting effects. Perfect for use in various configurations, the lamp offers direct light on the surface below, and diffused lighting in the room.

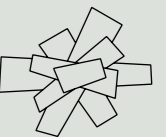
Collection →



p. 136



p. 216



p. 246

Birdie

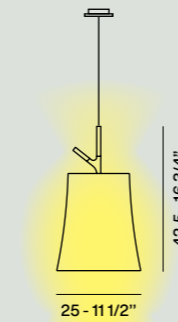
Ludovica + Roberto
Palomba, 2013




Birdie

Suspension

grande



piccola



Polycarbonato e metallo verniciati.
Polycarbonate and varnished metal.

Birdie grande
220 / 240V: LED retrofit, fluo, halo Max 1x105W E27
120V: LED retrofit, fluo, halo Max 1x100W E26
Energy class A+, A, C

Birdie piccola
220 / 240V: LED retrofit, fluo, halo Max 1x70W E27
120V: LED retrofit, fluo, halo Max 1x70W E26
Energy class A+, A

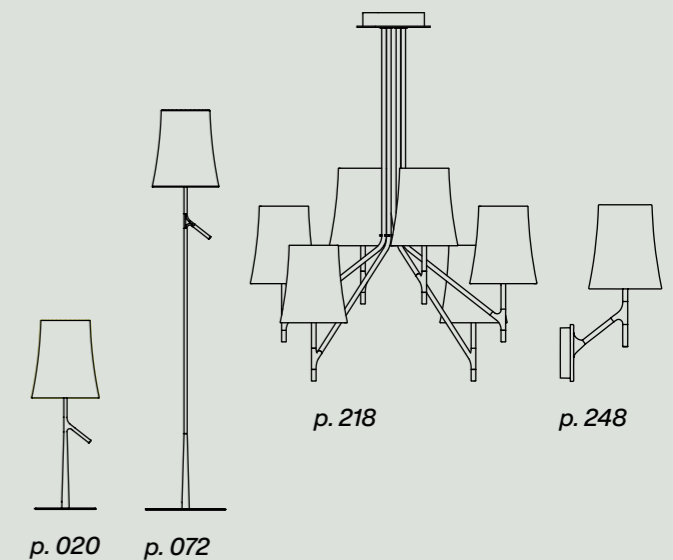


Bianco, grigio.
White, grey.



Reinterpretazione in chiave contemporanea della classica lampada con paralume, Birdie è leggera, familiare, caratterizzata dal richiamo di un ramoscello pronto ad accogliere un uccellino, da cui il nome. Il diffusore in polycarbonato lascia filtrare una luce calda e intima nell'ambiente e la diffonde verso il basso.
A contemporary reinterpretation of the classic shaded lamp, Birdie is light, familiar, suggesting the image of a branch ready to welcome a bird - hence its name. The polycarbonate diffuser allows warm, intimate light to spread downward in the space.

Collection →



Buds


Rodolfo Dordoni, 2016



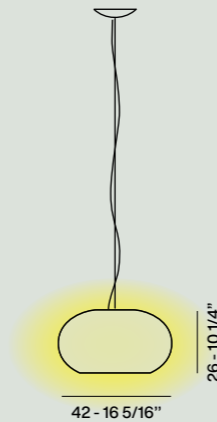
Buds

Suspension


Buds 1



Bus 2



Bus 3



Vetro incamiciato soffiato a bocca.
Blown glass.

Buds 1-2-3
220 / 240V: LED retrofit incluso / *included*
21W E27 2700 K 2500 lm CRI>80
Dimmerabile — *Dimmable*
Remote control version with Bluetooth app available
(220/240V only)
120V: LED retrofit, fluo, halo Max 1x60W E26

Buds 1-2-3 LED inclusi / *included*
220 / 240V: 24W 2700 K 2581 lm CRI>90
120V: 23W 2700 K 2291 lm CRI>90
Dimmerabile — *Dimmable*

Energy class A+



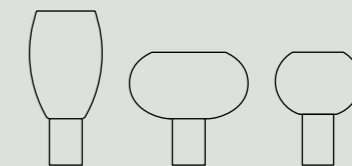
Buds 1 bianco caldo. Buds 2 grigio, bianco caldo.
Buds 3 verde bambù, bianco caldo.
Buds 1 warm white. Buds 2 grey, warm white.
Buds 3 bamboo green, warm white.



Una famiglia di lampade in diverse forme e tonalità, studiate anche per creare composizioni multiple. Protagonista è la raffinata ricchezza del vetro soffiato con una lavorazione artigianale a cinque strati. La versione bianco caldo appare bianca da spenta e avorio da accesa.

A family of lamps with different forms and tones, also developed to create multiple compositions. The protagonist is the refined beauty of blown glass, carefully crafted in five layers. The warm white version has a white hue when off, and an ivory colour when it is turned on.


Collection →



p. 022

Caboche

Patricia Urquiola con
Eliaa Gerotto, 2005



Caboche

Suspension



Caboche


Patricia Urquiola con
Elia Gerotto, 2005



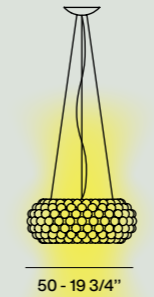
Caboche

Suspension


grande



media



piccola



PMMA, vetro soffiato, metallo cromato e alluminio (LED).
PMMA, blown glass, chromed metal and aluminium (LED).

Caboche grande LED inclusi / included
220 / 240V: 47W 3000 K 4330 lm CRI>90
120V: 60W 3000 K 5051 lm CRI>90
Dimmerabile — Dimmable

Caboche media LED inclusi / included
220 / 240V: 35W 3000 K 3062 lm CRI>90
Remote control version with Bluetooth app available
(220/240V only)
120V: 47W 3000 K 3062 lm CRI>90
Dimmerabile — Dimmable

Caboche grande
220 / 240V: halo, LED retrofit Max 1×230W R7s
120V: LED retrofit, halo Max 1×200W RSC

Caboche media
220 / 240V: halo, LED retrofit Max 1×160W R7s
120V: halo, LED retrofit Max 1×150W RSC

Caboche piccola
220 / 240 / 120V: halo, LED retrofit Max 1×60W G9
Energy class A+, A, C



Trasparente, giallo oro. Transparent, gold yellow.




Un gioiello di creatività e tecnologia, vera e propria icona nel mondo dell'illuminazione di design. Ricca, brillante, sofisticata, quando è accesa la luce si diffonde dall'interno delle sfere trasparenti, illuminando l'ambiente e garantendo un'illuminazione diretta sul piano e riflessa a soffitto.

A gem of creativity and technology, and a veritable icon in the world of lighting design. Elegant, witty and sophisticated, when it is turned on it spreads light inside the transparent spheres, brightening the space by providing direct lighting on the surface below, and light reflected on the ceiling.

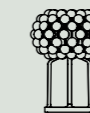
Collection →



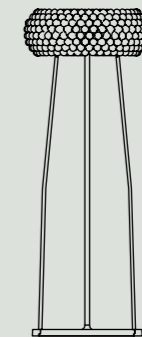
p. 222



p. 254



p. 026



p. 074


Chouchin
Ionna Vautrin, 2011



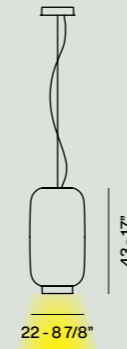
Chouchin

Suspension

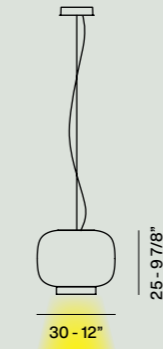
Chouchin 1



Chouchin 2



Chouchin 3



Vetro soffiato verniciato.
Lacquered blown glass.

Chouchin 1-2-3
220 / 240V: LED retrofit incluso / *included*
21W E27 2700 K 2500 lm CRI>80
Dimmerabile — *Dimmable*
Remote control version with Bluetooth app available
(220/240V only)
120V: LED retrofit, fluo, halo Max 1x60W E26

Chouchin 1-2-3 LED inclusi / *included*
220 / 240V: 24W 2700 K 2581 lm CRI>90
120V: 23W 2700 K 2291 lm CRI>90
Dimmerabile — *Dimmable*

Energy class A+



Chouchin 1 arancio, Chouchin 2 verde, Chouchin 3 grigio.
Chouchin 1 orange, Chouchin 2 green, Chouchin 3 grey.



Richiamo alle tipiche lanterne giapponesi, rivisitate in chiave contemporanea. Tre modelli - coordinabili tra loro - che giocano sul contrasto fra il vetro soffiato verniciato lucido, con colorazioni calde e pastose impermeabili alla luce e la parte inferiore bianca che si illumina e diffonde la luce verso il basso.
A reminder of typical Japanese lanterns, in a contemporary reinterpretation. The three coordinated models play with the contrast between glossy coated blown glass - in warm, creamy colours impermeable to light - and the white lower portion that glows, spreading light downward.

Collection →



p. 150

Chouchin Reverse

Ionna Vautrin, 2015



Chouchin Reverse

Suspension

Reverse 1

Reverse 2

Reverse 3

Vetro soffiato verniciato.
Lacquered blown glass.

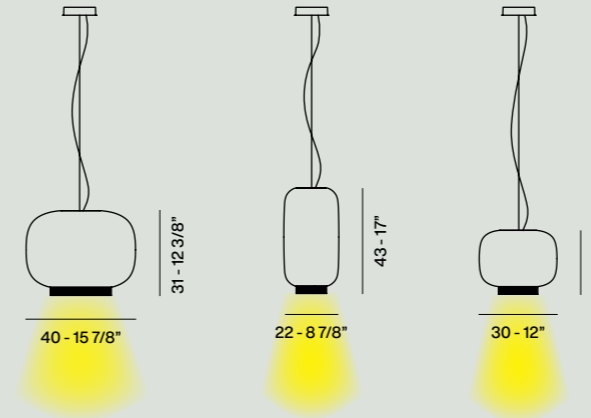
Chouchin 1-2-3 Reverse
220 / 240V: LED retrofit incluso / *included*
21W E27 2700 K 2500 lm CRI>80
Dimmerabile — *Dimmable*
Remote control version with Bluetooth app available
(220/240V only)
120V: LED retrofit, fluo, halo Max 1x60W E26

Chouchin 1-2-3 Reverse LED inclusi / *included*
220 / 240V: 24W 2700 K 2581 lm CRI>90
120V: 23W 2700 K 2291 lm CRI>90
Dimmerabile — *Dimmable*

Energy class A+



Chouchin 1 Bianco / arancio, Chouchin 2 bianco / verde,
Chouchin 3 bianco / grigio.
Chouchin 1 white / orange, Chouchin 2 white / green,
Chouchin 3 white / grey.



Rilettura contemporanea delle tradizionali lanterne giapponesi, Chouchin Reverse è caratterizzata dal colletto inferiore colorato e offre una luce diversa rispetto a Chouchin. Il diffusore in vetro soffiato bianco diffonde una luminosità solare e brillante nell'ambiente, oltre a dirigerla verso il basso.
A contemporary take on traditional Japanese lanterns, Chouchin Reverse stands out for its coloured lower border, providing a different kind of light with respect to Chouchin. The white blown glass diffuser spreads sunny, bright light into the space, aiming the glow downward at the same time.


Collection →



p. 148

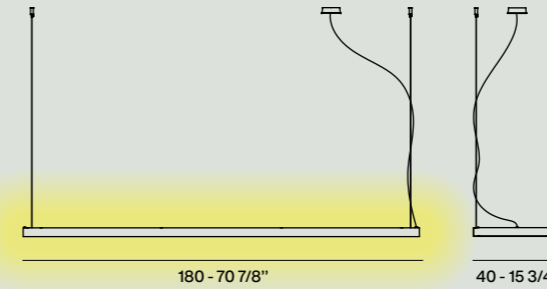
Dolmen

Ferruccio Laviani, 1996 / 2017



Dolmen

Suspension



Alluminio anodizzato o verniciato.
Varnished or anodised aluminium.

LED inclusi / *included*
220 / 240V: 47W 2700 K 6486 lm CRI>90
120V: 57W 2700 K 6486 lm CRI>90
Dimmerabile — *Dimmable*
Energy class A+

Dimmer incluso — *Dimmer included*



Alluminio, arancione, bronzo.
Aluminium, orange, bronze.



Carattere deciso e una personalità subito riconoscibile. Un iconico concetto di lampada-scultura, nato a metà degli anni Novanta e rivisitato alla luce della tecnologia LED. Proietta la luce verso il soffitto e verso il basso attraverso i quattro grandi fori, simili agli oblò di una nave.
A forceful character, an immediately recognizable personality. An iconic lamp-sculpture concept created in the mid-1990s and reinterpreted for LED technology. The lamp sends light towards the ceiling and downward through four large openings resembling the portholes of a ship.

Collection →



p. 076

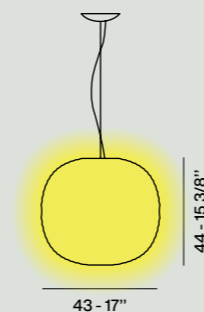
Gem

Ludovica + Roberto
Palomba, 2017 - 2019



Gem

Suspension



Vetro soffiato in rilievo e acidato.
Blown acid-etched glass with reliefs.

Gem
220 / 240V: LED retrofit incluso / *included*
21W E27 2700 K 2500 lm CRI>80
Dimmerabile — *Dimmable*
Remote control version with Bluetooth app available
(220/240V only)
120V: LED retrofit, fluo, halo Max 1x100W E26

Gem LED inclusi / *included*
220 / 240V: 24W 2700 K 2581 lm CRI>90
120V: 23W 2700 K 2291 lm CRI>90
Dimmerabile — *Dimmable*

Energy class A+

Dimmer incluso — *Dimmer included*



Vetro: bianco.
Montatura: bianco, oro, grafite
Glass: white.
Frame: white, gold, graphite.

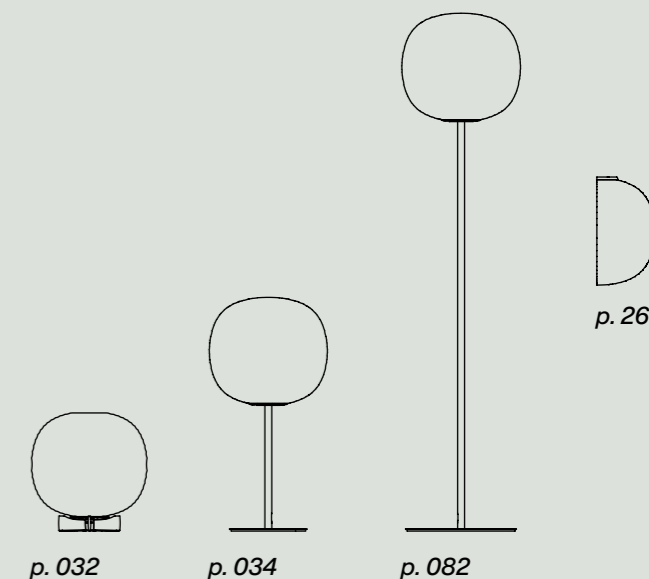


Una vibrazione fluida sul vetro, una particolare lavorazione che la rende inconfondibile anche da spenta. Le sfaccettature tridimensionali, con linee che si intersecano sulla superficie, sono ottenute con la tecnica artigianale della soffiatura a bocca del vetro in uno stampo con incisioni.

A fluid vibration on glass, with special craftsmanship that makes it unique also when off. The three-dimensional facets, with lines intersecting on the surface, are made by blowing glass into an etched mould.

Mix&Match collection → p.326

Collection →



Gregg


Ludovica + Roberto
Palomba, 2007 - 2019




Gregg

Suspension


grande



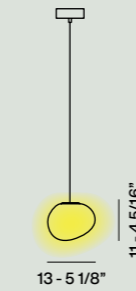
media



MIDI



piccola



Vetro soffiato satinato. *Blown acid-etched glass.*

Gregg grande / media
220 / 240V: LED retrofit incluso / *included*
21W E27 2700 K 2500 lm CRI>80
Remote control version with Bluetooth app available (220/240V only)

Gregg grande
120V: LED Retrofit, fluo, halo Max 1x100W E26
Gregg media
120 V: LED Retrofit, fluo, halo Max 1x60W E26
Energy class A+, A

Gregg grande / media LED incluso / *included*
220 / 240V: 24W 2700 K 2581 lm CRI>90
120V: 23W 2700 K 2291 lm CRI>90
Dimmerabile — *Dimmable*
Energy class A+

Gregg MIDI LED inclusi / *included*
220 / 240V: 8,5W 2700 K 830 lm CRI>80
120V: COB 8,5W 2700 K 750 lm CRI>80
Dimmerabile — *Dimmable*
Energy class A+

Gregg piccola
220 / 240V / 120V: halo, LED retrofit Max 1x40W G9
Energy class A+, A, C

CE (no MIDI) IP 20

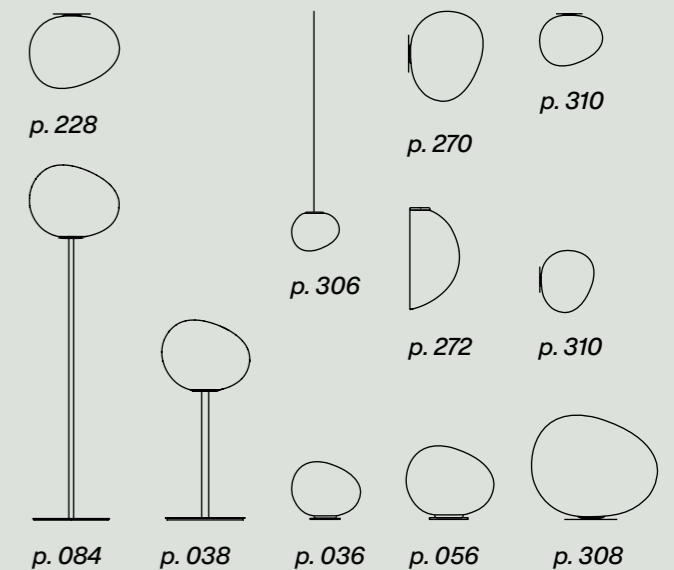
Vetro: bianco. Montatura: bianco, oro, grafite
Glass: white. Frame: white, gold, graphite.

Tra le collezioni più versatili e trasversali, si inserisce in ogni tipo di contesto. Il diffusore satinato bianco dalla forma organica e asimmetrica irradia una luce calda e uniforme. La forma chiusa la rende di facile inserimento anche su altezze diverse. In composizione si offre agli impieghi più sorprendenti.

One of the most versatile collections, ideal for insertion in any type of context. The white frosted shade with its organic, asymmetrical form emits warm, uniform light. The closed form makes it easy to insert at different heights. Arranged in compositions, it offers a surprising range of applications.

Mix&Match collection → p.326

Collection →



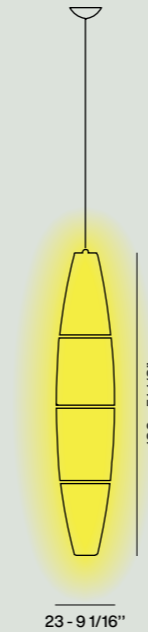
Havana

Joseph Forakis, 1993



Havana

Suspension



Polietilene stampato a iniezione e metallo verniciato.
Injection moulded polyethylene and coated metal.

220 / 240V: LED retrofit, fluo, halo Max 1x105W E27
120V: LED retrofit, fluo, halo Max 1x100W E26
Energy class A+, A

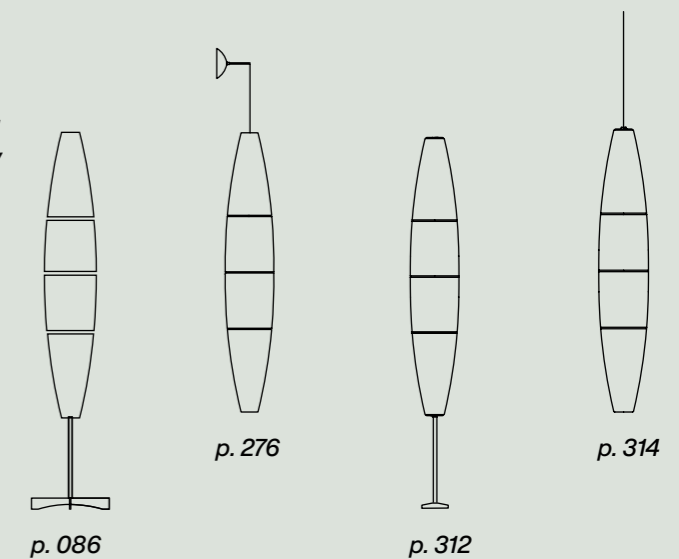


Bianco. *White.*



Modello di grande successo, con la sua inconfondibile forma a sigaro composta da quattro sezioni tenute insieme da piccoli ganci metallici, è parte della collezione permanente del MoMa di New York. Una lampada che non si inserisce nello spazio, ma lo crea, diffondendo una luminosità calda e soffusa.
A very successful model, with its inimitable cigar shape composed of four segments held together by small metal fasteners, part of the permanent collection of MoMA New York. A lamp that is not inserted in space but creates it, spreading soft, warm light.

Collection →




Le Soleil

Vincente Garcia Jimenez, 2009



Le Soleil

Suspension



Policarbonato stampato ad iniezione e metallo verniciato.
Injection moulded polycarbonate and coated metal.

Le Soleil
220 / 240V: LED retrofit, halo Max 3×70W E27
+ 1×75W GU10 PAR 16
120V: LED retrofit, halo Max 3×70W E26 + 1×75W GU10
Energy class A+, A

Le Soleil LED inclusi / *included*
220 / 240V: 46W 2700 K 4460 lm CRI>90
Dimmerabile — *Dimmable*
Energy class A



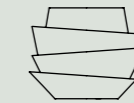
Bianco, rosso, bronzo, rame.
White, red, bronze, copper.



Un'architettura sospesa che richiama il profilo del Guggenheim Museum di New York. Le fasce irregolari movimentano il volume e la rendono diversa a seconda del punto di vista, creando un particolarissimo gioco di luce riflessa e diffusa. Centro di attrazione visivo, varia espressività in base al colore.

A suspended work of architecture, suggesting the profile of the Guggenheim Museum in New York. The irregular bands add dynamism to the volume and make its image differ depending on the vantage point, in a unique game of reflected and diffused light. A true focal point, its expressive impact varies with the choice of different colours.

Collection →



p. 282

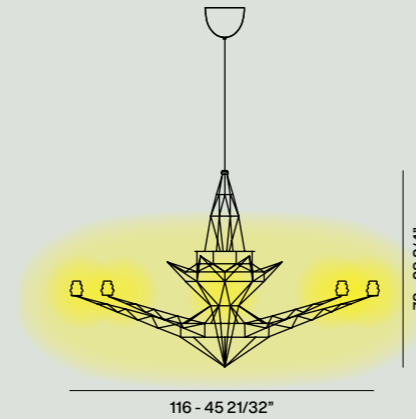
Lightweight

Tom Dixon, 1995



Lightweight

Suspension



Metallo anodizzato.
Anodized metal.

220 / 240V: halo, LED retrofit Max 8×20W G4 12V
120V: Halo Max 8×20W G4 12V
Energy class A+, A, C

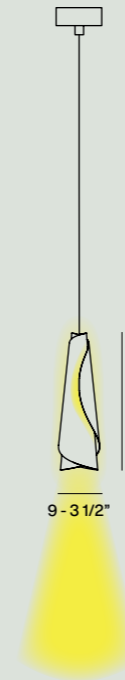
⊕ CE IP 20

Anodizzato. *Anodized.*



Il classico lampadario a bracci viene spogliato da tutti i decori: ne resta solo lo scheletro. Realizzata a mano saldando insieme centinaia di elementi, coniuga l'innovazione del segno e la tradizione di un processo produttivo semiartigianale. Otto piccoli diffusori in vetro soffiato acidato diffondono una luce intensa.

The classic chandelier with arms, stripped of all its decorations: only the skeleton remains. Crafted by hand by welding together hundreds of parts, it combines an innovative image with a semi-traditional production process. Eight small diffusers and etched blown glass propagate intense light.



Alluminio verniciato.
Lacquered aluminium.

220 / 240 / 120V:
LED retrofit, halo Max 1×35W GU10 PAR 16
Energy class A+, A, C



Bianco, grigio.
White, grey.



Purezza, leggerezza, semplicità. Due fogli di alluminio, arrotolati come fossero carta e inseriti uno nell'altro: la spontaneità di un'ispirazione naturale diventa oggetto di design grazie a uno sfidante sviluppo. Un bagliore di luce filtra dai bordi, mentre un fascio diretto e puntuale si proietta verso il basso.

Purity, lightness, simplicity. Two sheets of aluminium rolled like paper and placed one inside the other: the spontaneity of nature inspires a design object, in a true development challenge. The glow filters through the borders, while a direct beam is projected straight downward.

Plass

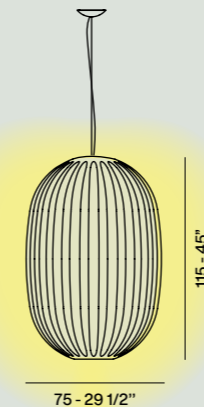
Luca Nichetto, 2011



Plass

Suspension

grande



media



Policarbonato stampato in rotazionale e alluminio.
Rotational moulded polycarbonate and aluminium.


Plass grande LED inclusi / included
220 / 240V: 30W 3000 K 2500 lm CRI>80W
+ LED retrofit incluso / included 1x9,5W 2700 K 650 lm
E27 PAR 30
120V: 30W 3000 K 2500 lm CRI>80 + 1x12W E26 PAR 30
Energy class A+, A

220 / 240V: Halo Max 6x60W G9 + 1x100W E27 PAR 30
120V: LED retrofit, halo Max 6x60W G9 + 1x75W E26 PAR 30
Energy class A+, A, C

Plass media
220 / 240V: LED retrofit, fluo, halo Max 1x116W E27
+ 1x75W GU10 PAR 20
LED retrofit, fluo, halo Max 1x116W E27
120V: LED retrofit, fluo, halo Max 1x100W E26
+ 1x50W GU10
Energy class A+, A



Azzurro, grigio.
Light blue, grey.



Si ispira nella forma e nei colori alle perle di vetro della tradizione veneziana, ma è realizzata in policarbonato trasparente. La superficie è caratterizzata da lievi imperfezioni che ricordano il vetro artigianale e fanno vibrare la luce. Due misure per progetti su grande scala o più contenuti.

Based on the form and colours of the glass beads of the Venetian tradition, but made with transparent polycarbonate. The surface has slight imperfections that suggest handcrafted glass, making the light vibrate. In two sizes for large-scale or more compact projects.

Collection →



p. 054

Plena

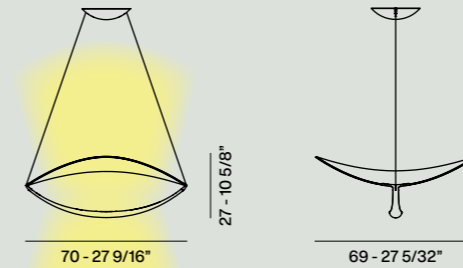
Eugenio Gargioni e
Guillaume Albouy, 2017



Plena

Suspension

grande



PVC e alluminio verniciato.
PVC and varnished aluminium.

LED inclusi / included
220 / 240V: 32 W 2700 K 3530 lm CRI>90
*Remote control version with Bluetooth app available
(220/240V only)*
120V: 40W 2700 K 3530 lm CRI>90
Dimmerabile — *Dimmable*
Energy class A+



Bianco. *White.*



Dalla luna prende il nome e una luce che affascina:
riflessa sul piano sottostante e diffusa verso il soffitto
grazie allo speciale telo con alta riflettività della luce.
Illumina completamente una stanza mantenendosi
morbida e avvolgente, senza abbagliare. Grande nelle
dimensioni, ma dalla presenza dinamica e leggera.
*Like the fascinating light of the full moon: reflected on the
surface below, or spreading toward the ceiling thanks to
a special high-reflection fabric. The lamp brightens the
whole room with its soft, enveloping presence, completely
free of glare. Large in size, but light and dynamic.*

Rituals


Ludovica + Roberto
Palomba, 2013




Rituals

Suspension

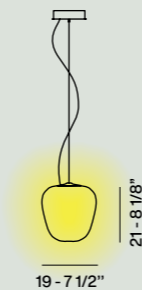
Rituals 1



Rituals 2



Rituals 3



Vetro soffiato satinato inciso e metallo verniciato.
Blown engraved satin glass and varnished metal.

Rituals 1 - 2 - 3
220 / 240V: LED retrofit, halo Max 1x70W E27
120V: LED retrofit, halo Max 1x60W E26
Energy class A+, A



Bianco. *White.*

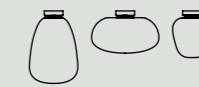


Ricordano le lanterne in carta della cultura orientale, ma sono realizzate in un vetro soffiato a bocca dall'aspetto piacevolmente gessoso, arricchito da sottili incisioni, in forme diverse e complementari. Le linee orizzontali sono al contempo decoro e filtrano la luce, che si diffonde calda e soffice nell'ambiente.

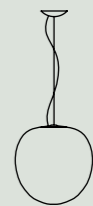
Resembling the paper lanterns of oriental culture, but made with handcrafted blown glass with a pleasantly chalky appearance enhanced by slender incisions, in different and complementary forms. The horizontal lines are decorative but also filter the light, spreading its soft warmth into the room.

Mix&Match collection → p.326

Collection →



p. 232



p. 172



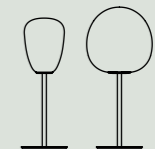
p. 288



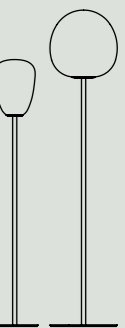
p. 286



p. 058



p. 062



p. 100

Rituals XL


Ludovica + Roberto
Palomba, 2015



Rituals XL

Suspension

Rituals XL



Vetro soffiato satinato inciso e metallo verniciato.
Blown engraved satin glass and varnished metal.


Rituals XL
220 / 240V: LED retrofit incluso / *included*
21W E27 2700 K 2500 lm CRI>80
Dimmerabile — *Dimmable*
Remote control version with Bluetooth app available (220/240V only)
120V: LED retrofit, fluo, halo max 1x100W E26

Rituals XL LED inclusi / *included*
220 / 240V: 24W 2700 K 2581 lm CRI>90
120V: 23W 2700 K 2291 lm CRI>90
Dimmerabile — *Dimmable*

Energy class A+



Vetro: bianco. Montatura: bianco, oro, grafite
Glass: white. Frame: white, gold, graphite.



Ampie dimensioni e una luminosità calda e morbida che si sprigiona dal vetro soffiato solcato da incisioni, frutto di un sapiente lavoro artigiano. Le linee orizzontali di diverso spessore che si rincorrono sulla superficie filtrano e modulano l'intensità della luce creando un particolare effetto di chiaroscuro.

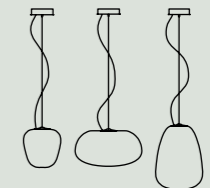
Large size and warm, soft light released by blown glass engraved to add a finely crafted surface. The horizontal lines of different thicknesses crossing the lamp filter and vary the intensity of the light, creating a particular chiaroscuro effect.

Mix&Match collection → p.326

Collection →



p. 232



p. 170




p. 272



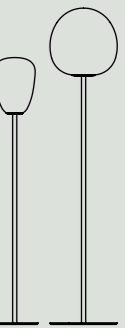
p. 270



p. 058



p. 062



p. 100

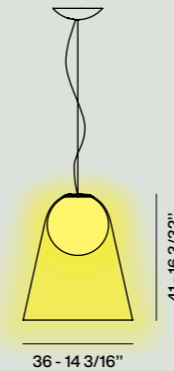
Satellight

Eugeni Quitllet, 2017



Satellight

Suspension



Vetro soffiato.
Blown glass.

220 / 240V: LED retrofit incluso / *included*
21W E27 2700 K 2500 lm CRI>80
Dimmerabile - *Dimmable*
Remote control version with Bluetooth app available
(220/240V only)
120V: LED retrofit, fluo, halo Max 1x60W E26
Energy class A+



Bianco e trasparente.
White and transparent.



Un design poetico e sorprendente, completamente realizzato in vetro soffiato a bocca. Il diffusore satinato bianco è inserito in un corpo trasparente che, come per magia, sembra sostenere il cuore luminoso e trattenerne la luce. Trasmette una luminosità calda, morbida e gentile che non abbaglia gli occhi.

A poetic, surprising design made completely in handcrafted blown glass. The white frosted diffuser is inserted in a transparent body that seems to levitate the luminous core and capture its light as if by magic. The lamp transmits warm, soft light, completely without glare.

Collection →



p. 290



p. 064

Spokes

Garcia Cumini, 2015 - 2019




Spokes

Suspension



Spokes

Garcia Cumini, 2015 - 2019



Spokes

Suspension

Spokes 1



32,5 - 12 3/4"

71 - 28"

Spokes 2



52 - 20 1/2"

52,5 - 20 5/8"

Spokes 3



61 - 24 1/32"

42 - 16 5/16"

Spokes 2 MIDI



45 - 17 3/4"

45 - 17 3/4"

Spokes 2 Large



70 - 27 1/2"

73 - 28 1/2"

Acciaio e alluminio verniciato.
Varnished steel and aluminium.

LED inclusi / included
220 / 240V: 30W 2700 K 3220 lm CRI>90
Remote control version with Bluetooth app available
(220/240V only)
120V: 40W 2700 K 3077 lm CRI>90
Dimmerabile — Dimmable
Energy class A+, A



Bianco, nero, grafite, oro, rame.
White, black, graphite, gold, copper.



Volumi leggeri che contengono la luce e al contempo la lasciano filtrare nello spazio. La doppia sorgente luminosa a LED illumina perfettamente il piano sottostante, creando contemporaneamente magici giochi di luce e ombre su pareti e soffitto. Ampia versatilità offerta da forme, misure e colori differenti.
Light volumes that contain light and at the same time allow it to flow into space. The double LED source lights the surface below perfectly, while creating magical games of light and shadow on the walls and ceiling. A truly versatile model, thanks to the range of forms, sizes and colours.

Supernova

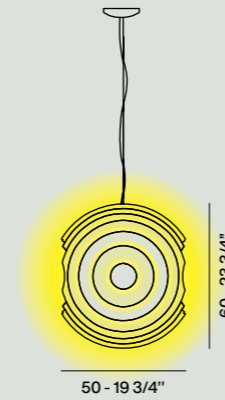
Ferruccio Laviani, 2000



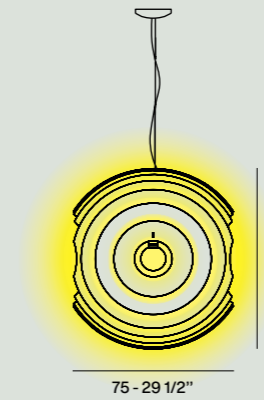
Supernova

Suspension

Supernova



Supernova XL



Alluminio verniciato.
Lacquered aluminium.

220 / 240V: LED retrofit, fluo Max 1×150W E27
120V: LED retrofit, fluo Max 1×100W E26
Energy class A+, A



Alluminio, fucsia.
Aluminium, fuchsia.



Sorprendente volume sferico creato dalla composizione di piani bidimensionali: 7 coppie di dischi diversi agganciati a un'asta. Il particolare design dei dischi metallici crea un affascinante effetto di luce riflessa e un chiaroscuro di ombre. La lampadina al centro è come il nucleo incandescente di un pianeta.

A surprising spherical volume created by assembling two-dimensional planes: 7 pairs of different disks, attached to a rod. The particular design of the metal disks creates a fascinating effect of reflected light and shadows. The light source at the centre is like the incandescent nucleus of a planet.

Tartan

Ludovica + Roberto
Palomba, 2015



Tartan

Suspension



Vetro soffiato in rilievo e acidato.
Blown acid-etched glass with reliefs.

Tartan
220 / 240V: LED retrofit incluso / *included*
21W E27 2700 K 2500 lm CRI>80
Dimmerabile — *Dimmable*
Remote control version with Bluetooth app available
(220/240V only)
120V: LED retrofit, fluo, halo Max 1x100W E26

Tartan LED inclusi / *included*
220 / 240V: 24W 2700 K 2581 lm CRI>90
120V: 23W 2700 K 2291 lm CRI>90
Dimmerabile — *Dimmable*
Energy class A+




Bianco, grigio.
White, grey.



Vetro soffiato ricco di personalità, ottenuto con una particolare tecnica di soffiatura a bocca, che ricrea l'effetto del famoso tessuto scozzese. Caratterizzata da linee e pieghe che ne percorrono la superficie, generando un gioco grafico di luci e ombre. Illuminazione diretta verso il basso e soffusa nell'ambiente.
Blown glass with a vivid personality, crafted by hand with a particular technique to recreate the effect of the famous Scottish fabric. The lines and folds running across the surface generate the graphic interplay of lights and shadows. Direct downward lighting combined with soft ambient glow.

Tite
Marc Sadler, 2000



Tite

Suspension

Tite 1



21 - 8 1/4"

115 - 45 1/4"

Tite 2



21 - 8 1/4"

55 - 21 3/4"

Tessuto di vetro con fibra di carbonio e metallo nichelato.
Fiberglass fabric with carbonium thread and nickel-plated steel.

220 / 240V: LED retrofit, fluo, halo Max 1x116W E27
120V: LED retrofit, fluo, halo Max 1x100W E26
Energy class A+, A



Nero. *Black.*



Realizzata con un innovativo mix di fibra di vetro e filo di carbonio nero: una sintesi geniale che funge da decoro grafico e struttura funzionale. Vincitrice del premio Compasso d'Oro ADI. Quando è accesa la luce dà risalto al decoro e proietta verso il basso un intenso e caldo fascio luminoso.

Made with an innovative mixture of fiberglass and black carbon thread: a brilliant combination that provides a decorative graphic effect along with a functional structure. Winner of the Compasso d'Oro ADI award. When the light is on the pattern is enhanced, as the lamp projects an intense, warm downward beam.

Collection →



p. 092

Tress

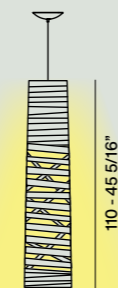
Marc Sadler, 2009



Tress

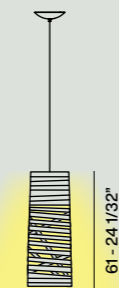
Suspension

media



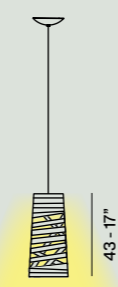
24 - 9 7/16"

piccola



23 - 9 7/32"

mini



20 - 7 3/4"

Materiale composito su base di fibra di vetro verniciato e metallo cromato.
Fiberglass fabric with carbonium thread and nickel-plated steel.

Tress media / piccola
220 / 240V: LED retrofit, halo Max 1×100W E27 PAR 30
120V: LED retrofit, halo Max 1×75W E26 PAR 30
Energy class A+, A

Tress mini
220 / 240V: LED retrofit, halo Max 1×75W GU10 PAR 20
120V: LED retrofit, halo Max 1×75W GU10 PAR 16
Energy class A+, A, C

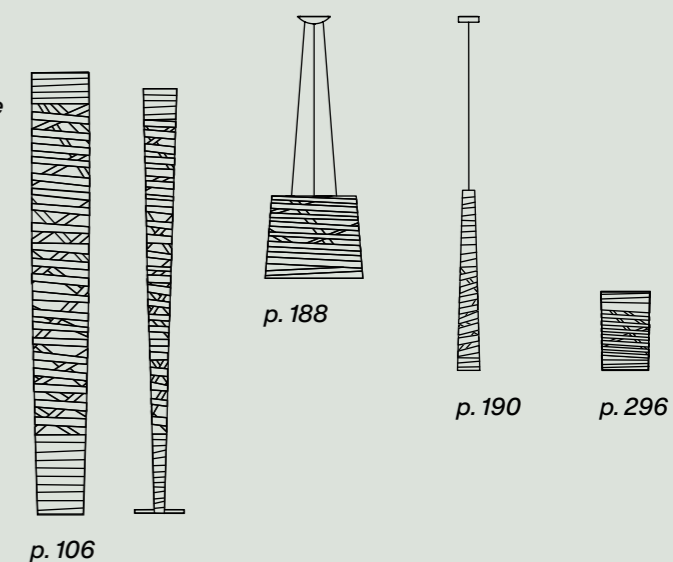


Bianco, nero, greige.
White, black, greige.



Magico intreccio di pieni e vuoti, ottenuta con un processo artigianale avvolgendo un nastro in materiale composito con ordinata casualità. Forte presenza scenica e inconfondibile segno grafico, è studiata per illuminare un'area specifica nello spazio sottostante.
A magical weave of full and empty zones, obtained with a process of workmanship in which a ribbon of composite material is wrapped in a random yet orderly way. A striking theatrical presence with an inimitable graphic image, the lamp has been developed to light a specific area below.

Collection →



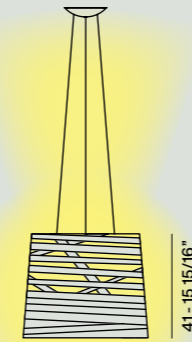
Tress grande

Marc Sadler, 2009



Tress grande

Suspension



48 - 19 1/16"

41 - 15 15/16"

Materiale composito su base di fibra di vetro verniciato, vetro soffiato acidato e alluminio.
Fiberglass fabric with carbonium thread and nickel-plated steel.

Tress grande
 220 / 240V: halo, LED retrofit Max 1×160W R7s
 120V: halo, LED retrofit, Max 1×200w RSC

Tress grande LED inclusi / *included*
 220 / 240V: 35W 3000 K 3062 lm CRI>90
 120V: 41W 3000 K 3062 lm CRI>90
 Dimmerabile — *Dimmable*
 Energy class A+

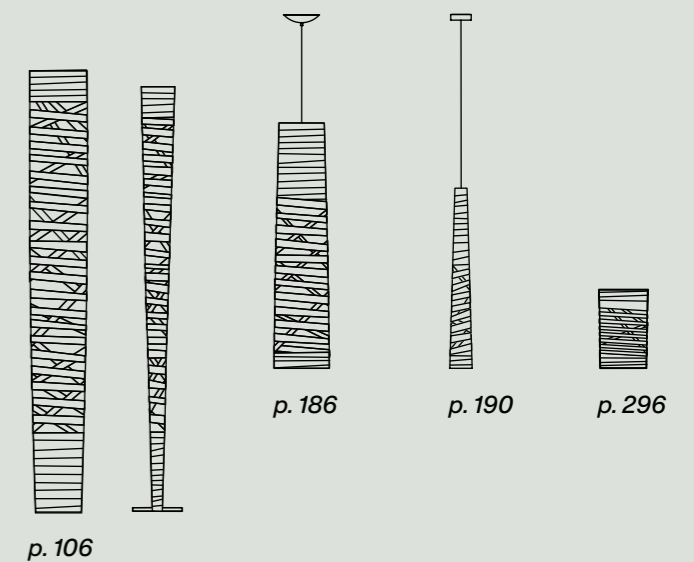


Bianco, nero, greige.
White, black, greige.



Un nido di luce fatto di trame e intrecci che sono struttura e decoro insieme. Ottenuta con un processo artigianale avvolgendo un nastro in materiale composito con ordinata casualità. Si caratterizza per una diffusa propagazione della luce verso il basso.
A nest of light made of weaves and wrappings that act as both structure and decoration. Produced with a craft process in which a ribbon of composite material is wound in a random yet orderly way. The light is mostly directed downward.

Collection →



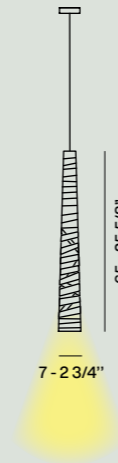
Tress stilo

Marc Sadler, 2009



Tress stilo

Suspension



Materiale composito su base di fibra di vetro verniciato e metallo cromato.
Fiberglass fabric with carbonium thread and nickel-plated steel.

220 / 240 / 120V:
LED retrofit, halo, Max 1x35W GU10 PAR 16
Energy class A+, A, C



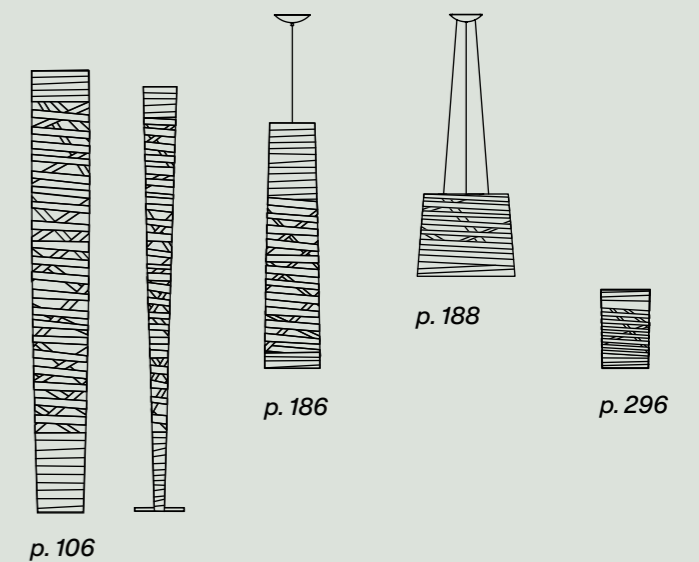
Bianco, nero.
White, black.



Seguendo una logica solo apparentemente casuale è ottenuta con un processo artigianale avvolgendo un nastro in fibra di vetro e resina. Perfetta per enfatizzare il piano sottostante grazie alla sua forma sottile e la luce puntuale.

Based on an apparently random process, this lamp features workmanship in which a ribbon of fiberglass and resin is wrapped around the unit. Perfect to emphasize the surface below, thanks to the slim form and precisely oriented lighting.

Collection →



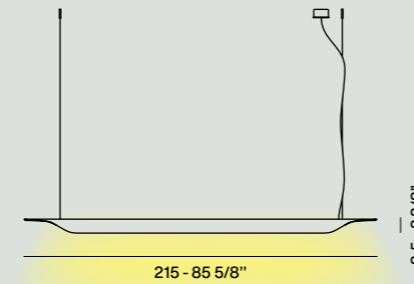
Troag
Luca Nichetto, 2010



Troag

Suspension

grande



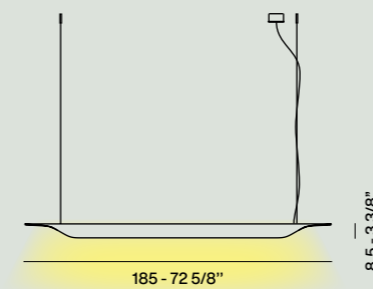
Multistrato di legno curvato e PMMA.
Curved plywood and PMMA.

Troag grande
220 / 240V: fluo 1×80W G5
120V: fluo 1×80W T5

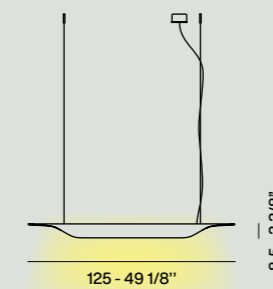
Troag media
220 / 240V: fluo 1×54W G5
120V: fluo 1×54W T5

Troag piccola
220 / 240V: fluo 1×24W G5
120V: fluo 1×24W T5

media



piccola



Energy class A+, A



Nero, naturale, bianco.
Black, natural, white.



Inedita sospensione dal segno leggero e lineare, realizzata in legno multistrato, curvato a caldo e lavorato con una particolare fresatura che crea un profilo dinamico, enfatizzato dalle venature del legno. La luce è concentrata verso il basso e leggermente diffusa verso l'alto.

An original suspension lamp with a light, linear image, made of thermo-curved plywood shaped by a particular milling technique to create a dynamic silhouette underscored by the wood grain. The light is aimed downward, and spreads softly upward as well.

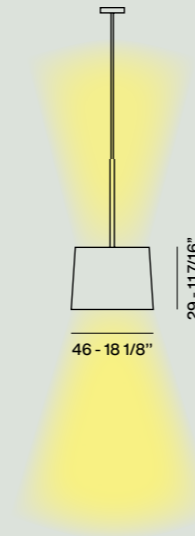
Twiggy

Marc Sadler, 2007



Twiggy

Suspension



Materiale composito su base di fibra di vetro verniciato, policarbonato, PMMA e acciaio.
Coated fibreglass based composite material, PMMA, polycarbonate and steel.

220 / 240 V: LED retrofit, halo Max 3×77W E27
 120 V: LED retrofit, halo Max 3×100W E26
 Energy class A+, A

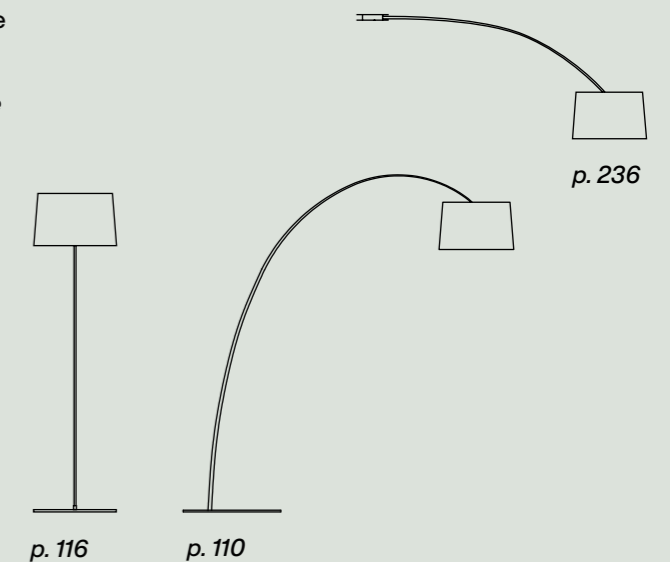
⊕ CE ⚡ IP 20

Bianco, nero.
White, black.



Il design lineare e inconfondibile della lampada Twiggy, realizzata in materiale composito su base di fibra di vetro laccato, trova nella versione a sospensione ulteriori possibilità di utilizzo. Illumina l'area sottostante e diffonde verso l'alto un efficace illuminamento per riflessione, grazie alla trasparenza del disco superiore.
The unmistakable linear design of the Twiggy lamp, made in composite material on a coated fiberglass base, meets with ulterior usage possibilities in the suspension model. It brightens the area below while spreading light upward to reflect on the ceiling, thanks to the transparency of the upper disk.

Collection →



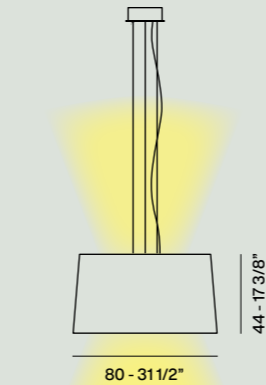
Twice as Twiggy

Marc Sadler, 2016



Twice as Twiggy

Suspension



Materiale composito su base di fibra di vetro verniciato, policarbonato, PMMA e acciaio.
Coated fibreglass based composite material, PMMA, polycarbonate and steel.

LED inclusi / *included*
220 / 240V: 81W 3000 K 8517 lm CRI>90
120V: 98W 3000 K 8517 lm CRI>90
Dimmerabile — *Dimmable*
Energy class A+

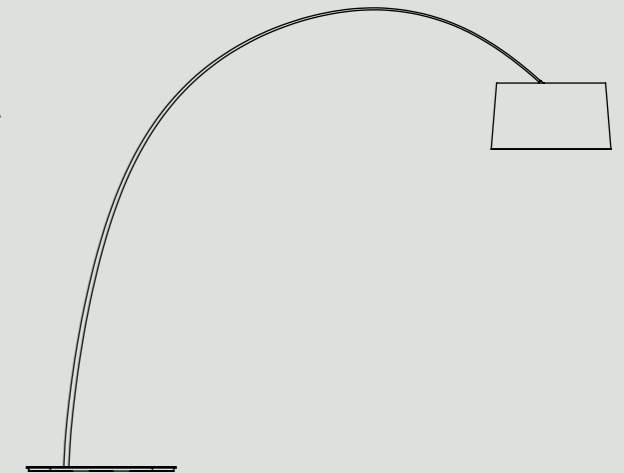


Bianco, nero, cremisi, greige, indaco.
White, black, crimson, greige, indigo.



Dalle dimensioni generose, realizzata in materiale composito su base di fibra di vetro laccato, mantiene tutta la leggerezza del progetto originale. Con due schede LED illumina l'area sottostante e diffonde verso l'alto un efficace illuminamento per riflessione, grazie alla trasparenza del disco superiore di protezione.
With ample measurements, made in composite material on a coated fiberglass base, this model conserves all the lightness of the original project. The two LED sources light the area below while spreading light upward to reflect on the ceiling, thanks to the transparency of the upper disk.

Collection →



p. 114

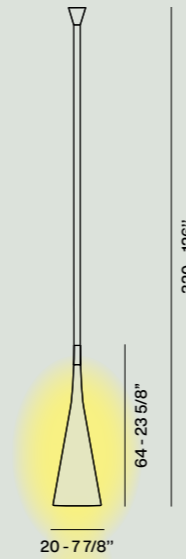
Uto

Lagranja Design, 2005



Uto

Suspension



Elastomero termoplastico e policarbonato.
Thermoplastic elastomer and polycarbonate.

220 / 240V: LED retrofit, fluo Max 1×12W E27
120V: LED retrofit, fluo Max 1×12W E26
Interruttore all'interno del tubo — *Switch inside the flexible tube*
Energy class A+, A

⊕ CE ⚡ IP 44


Suitable for damp location

Bianco, giallo, arancio.
White, yellow, orange.



Una lampada fuori dagli schemi. Flessibile e trasformista può essere utilizzata in interno e in esterno, modellandola a seconda delle esigenze e ispirazioni personali. Può essere usata da terra, da appoggio, appesa alla parete o al soffitto, ambientata in soggiorno o in giardino. *A truly unconventional product. Flexible and ready to be transformed, it can be used indoors or outdoors, shaped to respond to personal needs and inspirations. The lamp can be placed on the ground, hung from the wall or ceiling, inserted in a living area or a garden.*

Collection →



202 Rosoni multipli
Multiple canopies

210 Kit decentramento
Decentralization kit

Rosoni multipli / *Multiple canopies*



Satellight

Rosoni multipli / *Multiple canopies*

Accessories



Aplomb

Rosoni multipli / Multiple canopies

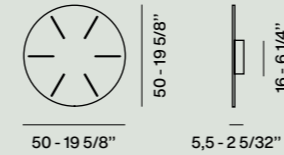


Chouchin Reverse

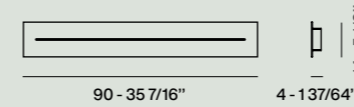
Rosoni multipli / Multiple canopies

Accessories

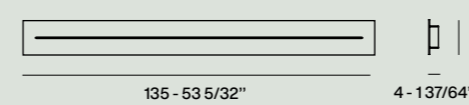
tondo / round



lineare / linear L 90 - 35"



lineare / linear L 135 - 53"



Modularità, libertà di composizione, possibilità di creare scenari di luce sempre differenti.

Grazie ai rosioni multipli – pensati per comprendere fino a 6/9 sospensioni e disponibili in versione tonda e lineare – si possono creare cascate luminose di grande impatto. Una soluzione tecnica che coniuga funzionalità e armonia, per effetti scenografici unici.

Modularity, freedom of composition and possibility of always creating different lighting scenarios.

Thanks to Foscarini's multiple canopies - designed to include up to 6/9 suspensions and available in a round and linear version - it is possible to create luminous cascades of great impact.

A technical solution that combines functionality and harmony, for unique scenographic effects.

Metallo verniciato. Colore: bianco. Max: 30 kg.
Laquered metal. Colour: white. Max: lbs 66.14.



Buds

Rosoni multipli / Multiple canopies



Rituals 1-2-3

Rosoni multipli / Multiple canopies

Accessories


Birdie



Caboche piccola



Tartan



Rituals XL

Rosoni multipli / Multiple canopies

Gregg piccola



Gem



Maki

Tite 2

Rosoni multipli / Multiple canopies

Accessories



Plass media

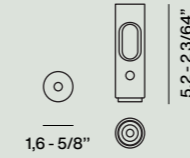


Kit B

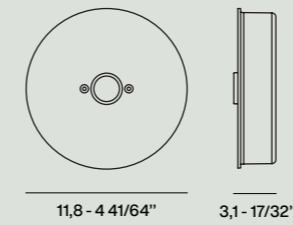
Kit B



Kit C



Kit M



Con i kit di decentramento è possibile posizionare a piacimento le lampade a sospensione, indipendentemente dalla collocazione della fonte di alimentazione e dall'inclinazione del soffitto. Dal design estremamente discreto, per ridurre al minimo l'impatto visivo, viene proposto sia per modelli a cavo singolo autoportante che per quelli dotati di una o più funi in acciaio.

With the decentralization kits, it is possible to position suspension lamps at will, regardless of the location of the power source and the inclination of the ceiling.

With an extremely discreet design, to minimize the visual impact, it is proposed for both self-supporting single cable models and for those equipped with one or more steel cables.



Kit C



Kit M

214	Bahia / Bahia mini	226	Folio
216	Big Bang	228	Gregg
218	Birdie	230	Lumiere XX
220	Blob S	232	Rituals
222	Caboche	234	Superficie
224	Circus	236	Twiggy

Bahia / Bahia mini

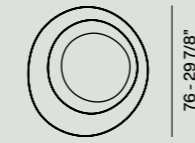
Lucidi e Pevere, 2010-2015



Bahia / Bahia mini

Ceiling

Bahia



70 - 27 3/4"

Bahia mini



53 - 20 7/8"

Polycarbonato stampato a iniezione.
Injection moulded polycarbonate.

Bahia LED inclusi / *included*
43W 2850 K 4850 lm CRI>90
Dimmerabile — *Dimmable*

Bahia fluo
220 / 240 / 120V: fluo 1x40W + 1x22W 2GX13
Energy class A+, A

Bahia mini LED inclusi / *included*
21W 2850 K 2425 lm CRI>90
Dimmerabile — *Dimmable*

Bahia mini fluo
220 / 240 / 120V: fluo 1x22W 2GX13
Dimmable version available (220/240V only)
Energy class A+, A

CE    IP 20

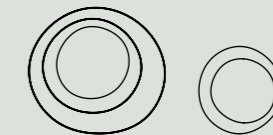
Bianco. *White.*



Asimmetrica composizione di forme. Una lampada da soffitto di grandi dimensioni che decora e illumina con la sua scenografica essenzialità e il suo magico gioco di ombre e bagliori. La versione mini mantiene l'impatto visivo e la raffinata eleganza del progetto originale, con dimensioni ridotte.

An asymmetrical composition of forms. A large ceiling lamp that decorates and illuminates with its theatrical essence and magical play of shadows and radiance. The mini version conserves the visual impact and refined elegance of the original design in a smaller size.

Collection →




p. 242

Big Bang

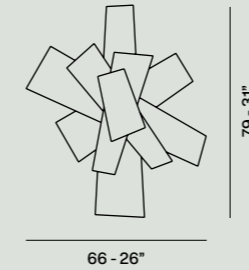
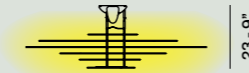
Enrico Franzolini con

Vicente Garcia Jimenez, 2005



Big Bang

Ceiling



Metacrilato e metallo laccato.
Methacrylate and lacquered metal.

220 / 240V: halo, LED retrofit Max 1x120W R7s
120V: halo, LED retrofit Max 1x100W RSC
Energy class A+, A, C

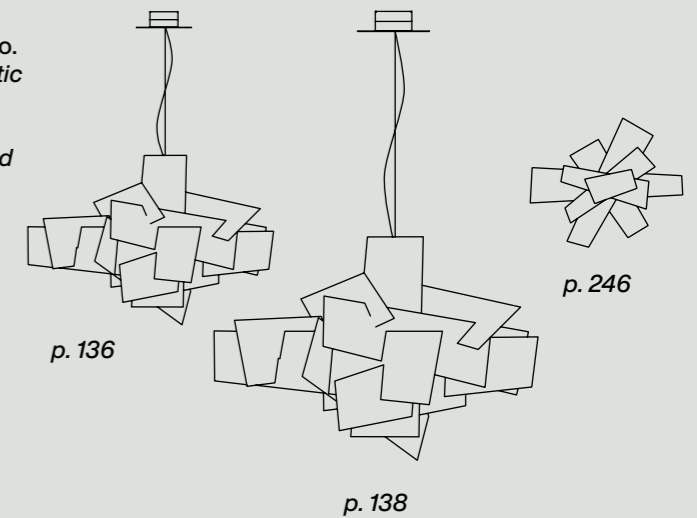
CE  IP 20

Bianco, rosso.
White, red.



Esplosiva creatività e dinamismo. Una sovrapposizione apparentemente caotica di piani in metacrilato traslucido crea una composizione di forte valore spaziale e carattere, che varia espressività in base alla scelta del colore. Offre un'illuminazione diffusa e riflessa a soffitto.
Explosive creativity and dynamism. An apparently chaotic overlay of translucent methacrylate panels generates a composition of great spatial value and character, which varies based on the choice of colour. The light is diffused and reflected on the ceiling.

Collection →



Birdie


Ludovica + Roberto
Palomba, 2012



Birdie

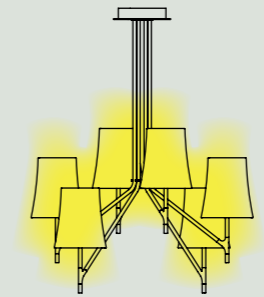
Ceiling

Birdie 3



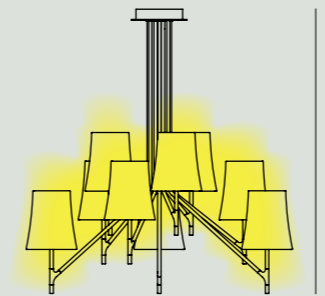
53x77 - 21 1/4" x 28 1/4"

Birdie 6



59x90 - 29 3/8" x 35 1/4"

Birdie 9



88x91 - 34 3/4" x 36"

Polycarbonato e alluminio verniciato.
Polycarbonate and varnished aluminium.

LED E27/E26

220 / 240V: LED retrofit, fluo, halo Max 3-6-9x70W E27
120V: LED retrofit, fluo, halo Max 3-6-9x60W E26
Energy class A+, A, B, C

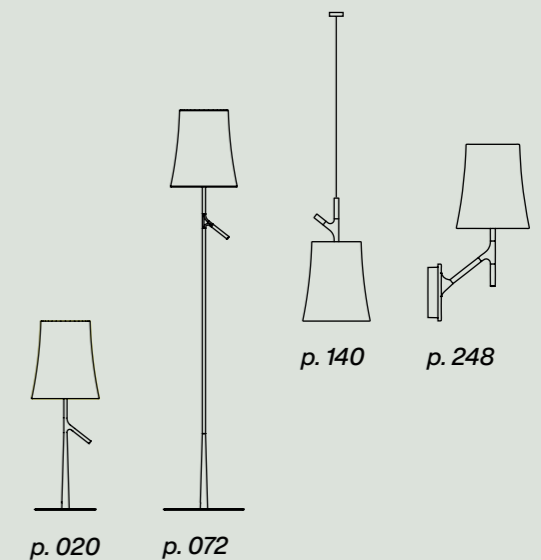


Bianco, grigio.
White, grey.



Reinterpretazione in chiave design delle classiche lampade da centro stanza con paralume, disponibile in un numero variabile di bracci che sostengono i diffusori. I bracci possono essere posizionati liberamente per avvicinare o allontanare i diffusori dall'asta centrale. Offre una luce diffusa nell'ambiente.
A design reinterpretation of the classic central lamp with shade, available with a variable number of arms to support the light sources. The arms can be freely positioned in terms of distance from the central post. For diffused ambient lighting.

Collection →



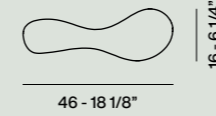
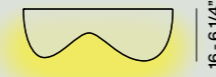
Blob S

Karim Rashid, 2002



Blob S

Ceiling



46 - 18 1/8"

Polietilene stampato a rotazione e metallo verniciato.
Rotational moulded polyethylene and varnished metal.

220 / 240 / 120V: fluo 1x24W 2G11
Energy class A+, A

CE  IP 20

Bianco. *White.*



Arreda il soffitto con un segno luminoso molto caratterizzato che sorprende per la sua forma sensuale, morbida e familiare. Il diffusore in polietilene ha un profilo irregolare che avvolge completamente la fonte ed emette una luce diffusa e intensa. In moltiplicazione permette la creazione di scenografie luminose.

This model decorates the ceiling with a characteristic luminous presence, surprising for its sensual, soft and familiar form. The polyethylene diffuser has an irregular profile that completely wraps the light source and emits an intense, radiating glow. In multiple solutions, the lamp permits the creation of luminous scenarios.

Collection →



p. 252

Caboche

Patricia Urquiola con
Elia Gerotto, 2005




Caboche

Ceiling



19 - 7 1/2"



50 - 19 3/4"

Polimetilmetacrilato, vetro soffiato e metallo cromato.
PMMA, blown glass and chromed metal.

220 / 240V: halo, LED retrofit Max 1x120W R7s
120V: halo, LED retrofit Max 1x100W RSC
Energy class A+, A, C

CE    **P 20**

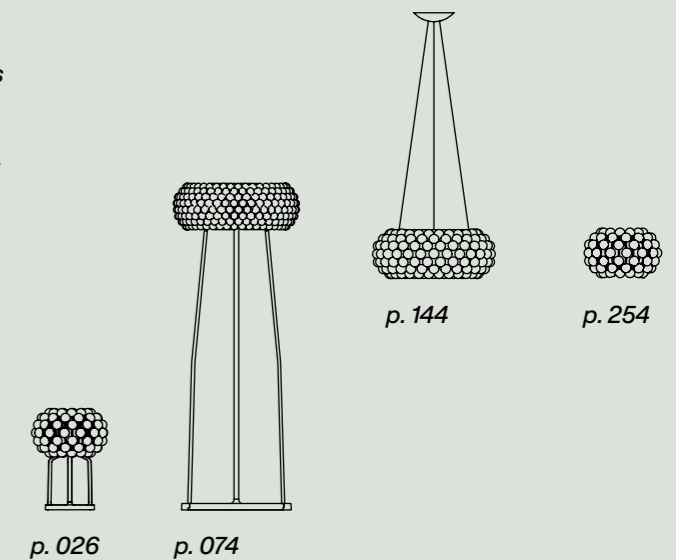
Trasparente, giallo oro.
Transparent, gold yellow.



Come un bracciale di gemme trasparenti e scintillanti, impreziosisce ogni ambiente con il suo straordinario effetto illuminante, nel quale ogni sfera riflette l'immagine della sorgente luminosa all'interno del diffusore centrale, creando giochi di luce a soffitto.

Like a bracelet of transparent, sparking gems, it enhances any room with its extraordinary effect, in which every sphere reflects the image of the light source inside the central diffuser, creating intriguing patterns on the ceiling.

Collection →



Circus

Defne Koz, 1994



Circus

Ceiling

grande

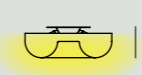


13 - 5 1/8"



46 - 18 1/8"

piccola



12 - 4 3/4"



32 - 12 5/8"

Vetro soffiato, metallo verniciato o nichelato.
Blown glass, nickelplated or varnished metal.

Circus grande
220 / 240V: LED retrofit, fluo, halo Max 4x46W E27
120V: LED retrofit, fluo, halo Max 4x40W E26
Energy class A+, A, B, C

Circus piccola
220 / 240V: LED retrofit, fluo, halo Max 4x30W E14
120V: LED retrofit, fluo, halo Max 4x25W E12
Energy class A+, A, B, C

CE     IP 20

Bianco. *White.*



Un morbido volume in vetro soffiato lucido sembra fissato da un bottone metallico satinato, posizionato in corrispondenza del foro centrale. Una forma sempre attuale che arreda con il suo segno semplice ed equilibrato, sottolineato dal bagliore intenso che filtra dal diffusore.

A soft volume in glossy blown glass fastened by a brushed metal button placed at the central opening. The form is always timely, to enhance spaces with a simple, balanced image, underscored by the intense, uniform brightness.


Collection →



p. 256

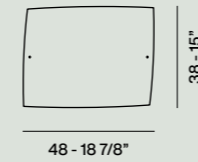
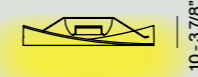
Folio

Carlo Urbinati e Alessandro
Vecchiato, 1990



Folio

Ceiling



Vetro soffiato satinato e metallo laccato.
Blown acid-etched glass and varnished metal.

220 / 240V: halo, LED retrofit Max 1x120W R7s
120V: halo, LED retrofit Max 1x100W RSC
Energy class A+, A, C

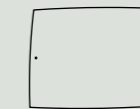
CE    IP 20

Bianco. *White.*



Un omaggio alla semplicità. Un corpo visivamente leggero e delicato come un semplice foglio di carta, con due angoli piegati da un movimento appena accennato. Diffonde attraverso il suo schermo in vetro soffiato a bocca e satinato una luce calda e intensa.
A tribute to simplicity. A visually light, delicate form, like a simple sheet of paper with two corners slightly folded in a barely perceptible movement. Through its handcrafted and frosted blown glass screen it spreads warm, intense light.

Collection →



p. 264

Gregg

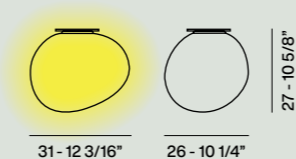
Ludovica + Roberto
Palomba, 2007



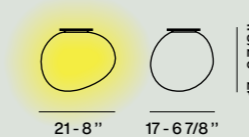
Gregg

Ceiling

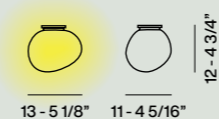
media



MIDI



piccola



Vetro soffiato acidato e metallo verniciato.
Blown acid-etched glass and white lacquered metal.

Gregg media
220 / 240V: LED retrofit, fluo, halo Max 1x150W E27
120V: LED retrofit, fluo, halo Max 1x100W E26
Energy class A+, A, B, C

Gregg MIDI
LED inclusi / *included* 8,5W 2700 K
830 lm (220/240V) 750 lm (120V) CRI>80
220 / 240V: dimmerabile / *dimmable*
Energy class A

Gregg piccola
220 / 240V: halo, LED retrofit Max 1x20W G9
120V: halo, LED retrofit Max 1x25W G9
Energy class A+, A, C

CE   IP 20

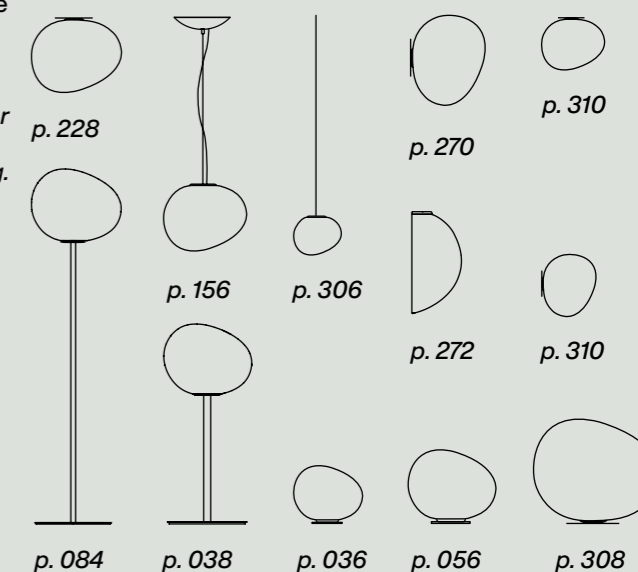
Vetro: bianco. Montatura: bianco, oro, grafite
Glass: white. Frame: white, gold, graphite.



In vetro soffiato a bocca e satinato, ha una forma morbida e dinamica, che ricorda dei ciottoli levigati dall'acqua. Un volume puro e familiare nella sua facilità di lettura, eppure sorprendente per la forma asimmetrica. Diffonde una calda e morbida luminosità nell'ambiente.
In frosted blown glass, the lamp has a soft, dynamic form that suggests pebbles smoothed by water. A pure, familiar volume, of immediate visual clarity, yet surprising due to its asymmetrical form. For warm, relaxing ambient lighting.

Mix&Match collection → p.339

Collection →



Lumiere XXL - XXS

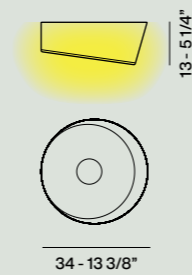
Rodolfo Dordoni, 2010



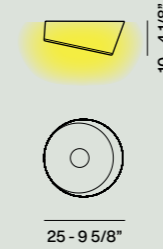
Lumiere XXL - XXS

Ceiling

Lumiere XXL



Lumiere XXS



Vetro soffiato e metallo laccato.
Blown glass and lacquered metal.

Lumiere XXL
LED inclusi / *included* 32W 2700 K 2720 lm CRI>80
Dimmerabile — *Dimmable*
Energy class A+

Lumiere XXS
LED inclusi / *included* 18W 2700 K 1512 lm CRI>80
Dimmerabile — *Dimmable*
Energy class A+

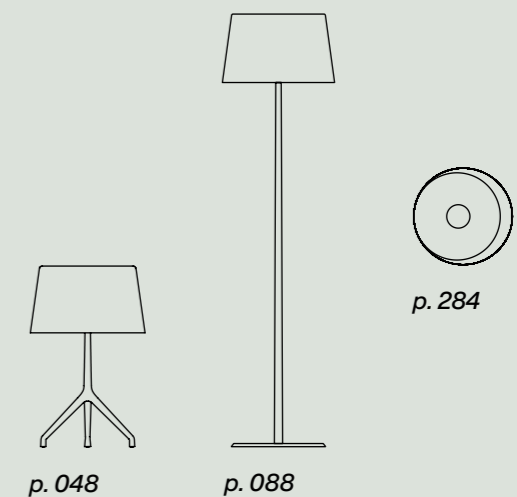
CE  IP 20 —  (XXS)

Bianco, grigio freddo.
White, cool grey.



Caratterizzata dal taglio obliquo che seziona il diffusore in vetro soffiato in modo sorprendente ed originale: geometrie essenziali ed inedite realizzate con sapienza artigianale dai maestri vetrai. Utilizzando le due misure o orientando il vetro in maniera diversa, è possibile creare un gioco di vivaci composizioni a soffitto.
Featuring an oblique cut that slices the blown glass diffuser in a surprising, original way: essential geometric lines shaped by the extraordinary skill of master glassmakers. Using the two sizes or adjusting the glass in different ways, it is possible to create lively compositions on the ceiling.

Collection →



Rituals

Ludovica + Roberto
Palomba, 2015



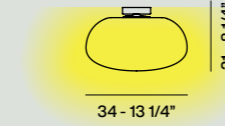
Rituals

Table

Rituals 1



Rituals 2



Vetro soffiato satinato inciso e metallo verniciato.
Blown engraved satin glass and varnished metal.

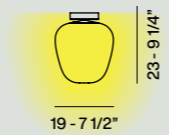
Rituals 1-2-3
220 / 240V: LED retrofit, fluo, halo Max 1x70W E27
120V: LED retrofit, fluo, halo Max 1x70W E26
Energy class A+, A



Bianco. *White.*




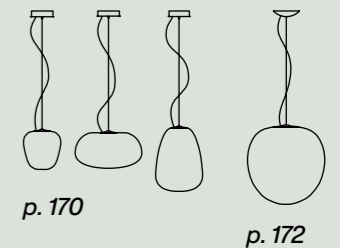
Rituals 3



Traducono la magia luminosa delle lanterne di carta di riso orientali in forme di design contemporaneo, realizzate in un prezioso vetro soffiato a bocca arricchito da sottili incisioni, frutto di un sapiente lavoro artigiano. Le linee orizzontali sono al contempo decoro e filtrano la luce, che si diffonde calda e soffice.


The luminous magic of oriental rice paper lanterns, translated into contemporary design made with precious handcrafted blown glass enhanced by slender incisions, made with a refined technique. The horizontal lines are decorative, but also serve to spread warm, subtle radiance.

Collection →



Superficie

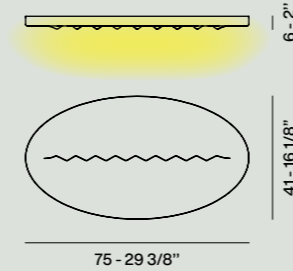
Calvi & Brambilla, 2017 - 2019



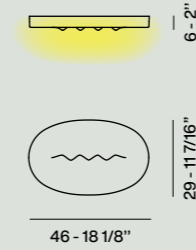
Superficie

Ceiling

Superficie



Superficie media



PMMA termoformato e alluminio.
Thermoformed PMMA and aluminium.

Superficie
LED inclusi / included 36W 2700 K 3060 lm CRI>80
Energy class A+

Superficie media
LED inclusi / included 16W 2700 K 1360 lm CRI>80
Energy class A

⊕ CE ⚡ IP 20

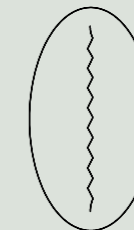
Bianco. *White.*



Arredare attraverso la luce. Superficie è una lampada dalla presenza e dalla geometria importanti, ma dallo spessore molto contenuto. Il movimento di punti concavi e convessi sulla sua superficie e il gioco di chiaroscuri che ne deriva, la rendono protagonista dell'ambiente anche da spenta.

To furnish with light. Superficie is a lamp with an impressive presence and shape, though of very limited thickness. The movement of the concave and convex zones on the surface and the game of light and shadow they produce make it a protagonist in any room, even when not in use.

Collection →



p. 292

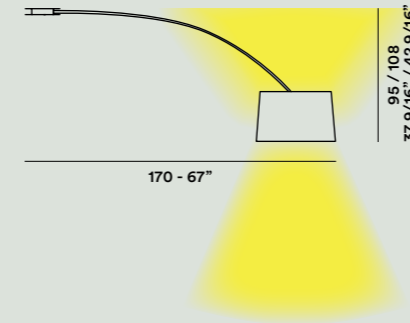
Twiggy

Marc Sadler, 2007



Twiggy

Ceiling



Materiale composito su base di fibra di vetro verniciato, policarbonato, PMMA e metallo verniciato.
Coated fibreglass based composite material, PMMA, polycarbonate and varnished metal.

220 / 240V: LED retrofit, fluo, halo Max 3x77W E27
 120V: LED retrofit, fluo, halo Max 3x100W E26
Energy class A+, A

Girevole a 330° — *Rotating 330°*

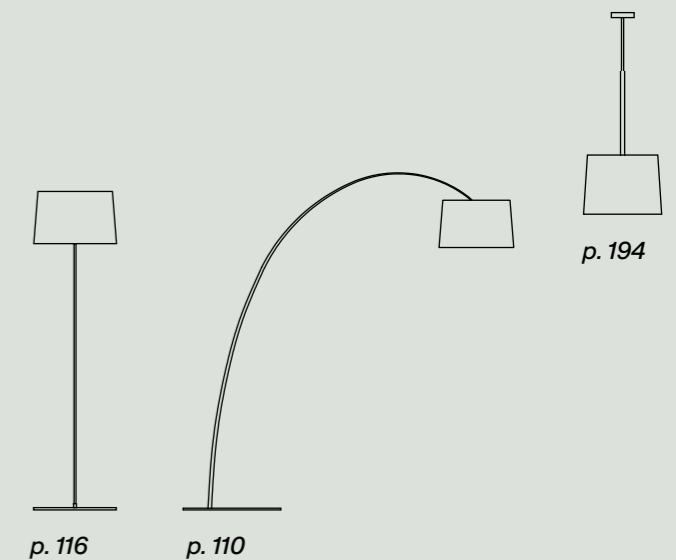
☐ CE ⚡ IP 20

Bianco, nero.
White, black.



Un segno arcuato sottile e flessibile, un ampio ed essenziale paralume: due temi di design che richiamano la versione da terra dell'icona Twiggy, trasferiti a soffitto. Massima flessibilità nel decentrare il punto luce: il braccio può rotare a 330°. Illuminazione diretta dell'area sottostante e riflessa verso l'alto.
A slender, flexible arc, an ample and essential shade: two design themes taken from the floor version of the iconic Twiggy, shifted to the ceiling. The lamp offers maximum flexibility of positioning: the arm can rotate 330°. For direct lighting of the zone below the unit, and ambient light reflected on the ceiling.

Collection →



240	Aplomb	270	Gregg
242	Bahia / Bahia mini	272	Gregg semi
244	Beep	276	Havana
246	Big Bang	278	Innerlight
248	Birdie	280	Lake
250	Bit	282	Le Soleil
252	Blob S	284	Lumiere XX
254	Caboche	286	Rituals
256	Circus	288	Rituals semi
258	Double	290	Satellight
260	Fields	292	Superficie
262	Filo	294	Tobia
264	Folio	296	Tress
266	Gem semi	298	Tutù
268	Gioia		

Aplomb

Lucidi e Pevere, 2014



Aplomb

Wall



30 - 11 3/4"



15 - 6"

24 - 9 1/2"

Cemento, metallo verniciato e alluminio.
Concrete, varnished metal and aluminium.

LED inclusi / included
13W 2700 K 1120 lm CRI>80
Energy class A+

CE   IP 20

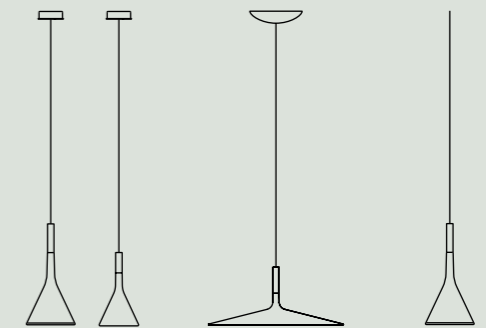
Bianco, grigio cemento, marrone.
White, concrete grey, brown.



Realizzata con uno speciale amalgama di cemento, piacevole alla vista e al tatto. Con il suo andamento obliquo dialoga con la parete di appoggio e permette un'ampia diffusione della luce, che viene liberata verso l'alto dall'apertura superiore e verso il basso da quella inferiore più piccola, determinando un raffinato gioco di luce a parete.

Made with a special concrete mix, pleasing to the eye and the touch. With its oblique shape it establishes a dialogue with the wall, emitting abundant light that is released upward by the large opening, and downward through a smaller one, to generate the refined play of light over the surface.

Collection →



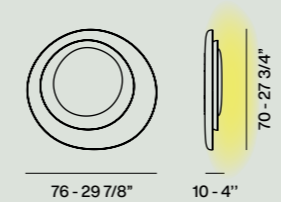
p. 126

p. 130

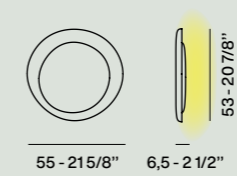
p. 302



Bahia



Bahia mini



Policarbonato stampato a iniezione.
Injection moulded polycarbonate.

Bahia LED inclusi / *included*
43W 2850 K 4210 lm CRI>90
Dimmerabile — *Dimmable*

Bahia fluo
220 / 240 / 120V: fluo 1x40W + 1x22W 2GX13
Energy class A+, A

Bahia mini LED inclusi / *included*
21W 2850 K 2425 lm CRI>90
Dimmerabile — *Dimmable*

Bahia mini fluo
220 / 240 / 120V: fluo 1x22W 2GX13
Dimmable version available (220/240V only)
Energy class A+, A



Bianco. *White.*



Un'armonia di luci e ombre arreda lo spazio con le sue ampie dimensioni e un design morbido e solare. Offre una sensazionale profondità visiva, grazie ai bagliori concentrici che si riflettono sulla parete e si diffondono nello spazio circostante. Compatta ed essenziale, la versione mini mantiene la seducente personalità della più grande, a cui può essere abbinata per creare scenografiche composizioni. *Harmony of lights and shadows to enhance any space, with large proportions and a soft, appealing design. The lamp offers sensational visual depth, thanks to the concentric glows reflected on the wall and spread into the surrounding space. Compact and essential, the mini version conserves the seductive personality of the larger model, with which it can be combined to create striking compositions.*

Collection →



p. 214

Beep

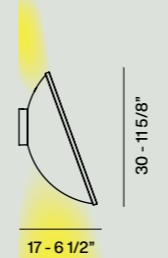
Ludovica + Roberto
Palomba, 2019



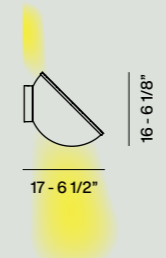
Beep

Wall

Beep grande



Beep



Alluminio, ABS e PMMA.
Aluminium, ABS and PMMA.

Beep grande
LED inclusi / included 8W 2700 K 680 lm CRI>80
Energy class A+

Beep
LED inclusi / included 6W 2700 K 510 lm CRI>80
Energy class A+

Dimmerabile — Dimmable

CE   IP 20

Il diffusore ruota 360° — 360° rotating diffusor

Bianco. White.




Una lampada di servizio dalla forte personalità che dà vita a situazioni luminose asimmetriche e particolari. Il suo punto di forza è il grande comfort luminoso e visivo: la luce avvolgente, mai abbagliante, si diffonde per riflessione sulla parete e sul soffitto e può essere orientata grazie alla rotazione a 360° sulla base.
A service lamp with a forceful personality, giving rise to special asymmetrical luminous settings. The strong point is remarkable luminous and visual comfort: the light is enveloping, free of glare, reflected on the wall and ceiling, ready for adjustment thanks to 360° rotation on the base.



Big Bang

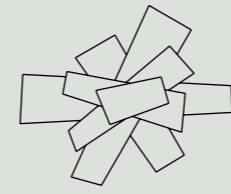
Enrico Franzolini con

Vicente Garcia Jimenez, 2005



Big Bang

Wall



79 - 31"

66 - 26"



23 - 9"

Metacrilato e metallo laccato.
Methacrylate and lacquered metal.

220 / 240V: halo, LED retrofit Max 1x120W R7s
120V: halo, LED retrofit Max 1x100W RSC
Energy class A+, A, C

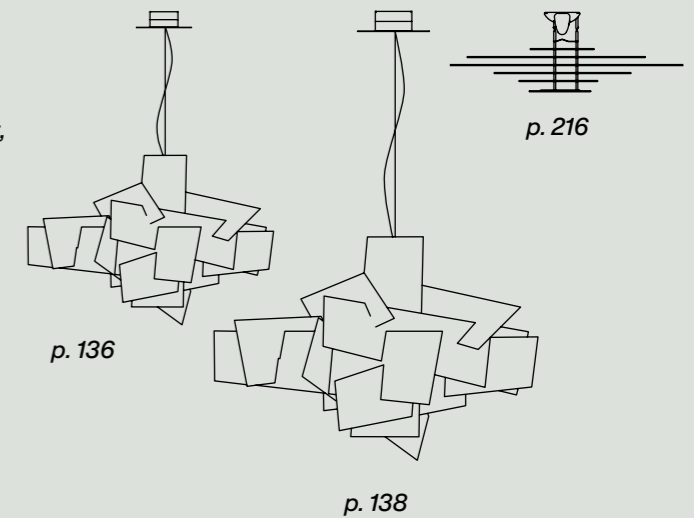
CE   IP 20

Bianco, rosso.
White, red.



Un'esplosione di piani e ombre incrociate, da cui si genera un'illuminazione diffusa e riflessa allo stesso tempo. Corpo luminoso di forte valore spaziale, è ideale per personalizzare ambienti di vari stili. Varia espressività in base alla scelta del colore.
An explosion of criss-crossed planes and shadows, generating light that is diffused and reflected at the same time. A luminous presence of great spatial impact, ideal to personalize decors in a range of different styles. The choice of colour sets the tone.

Collection →



Birdie

Ludovica + Roberto
Palomba, 2012



Birdie

Wall



17 - 6 3/4"



42 - 16 3/4"

Policarbonato, acciaio e metallo verniciato.
Polycarbonate, varnished steel and metal.

220 / 240V: LED retrofit, fluo, halo Max 1x70W E27
120V: LED retrofit, fluo, halo Max 1x60W E26
Energy class A+, A

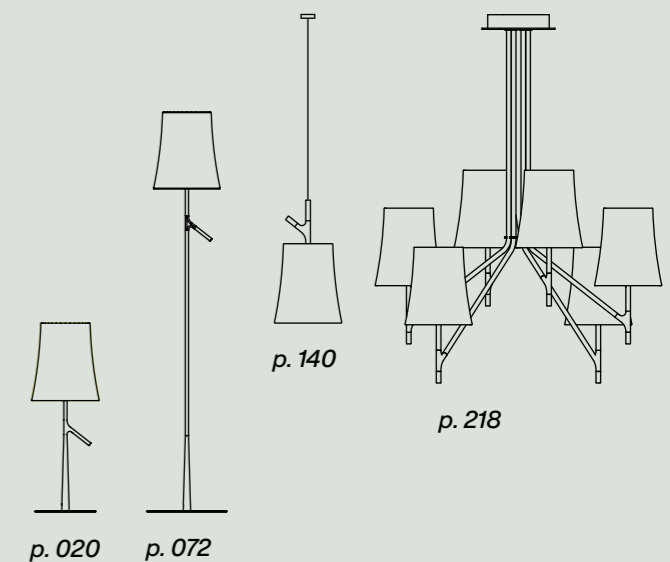
CE  IP 20

Bianco, grigio.
White, grey.




Interpreta in chiave design la classica forma delle lampade con paralume. La versione a parete è una presenza amichevole che coniuga segno leggero e familiare a un carattere deciso. Il sostegno sottile richiama il disegno di un ramoscello, pronto ad accogliere un uccellino, "birdie" in inglese.
A design interpretation of the classic lamp with shade. The wall version is a friendly presence, combining a light, familiar image with a forceful character. The slender support suggests the form of a branch, ready to welcome a "birdie".

Collection →



Bit

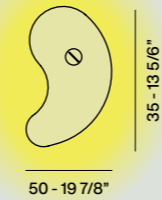
Ferruccio Laviani, 1993



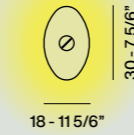
Bit

Wall

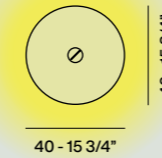
Bit 1



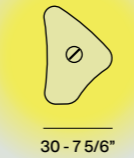
Bit 2



Bit 3



Bit 4



Bit 5




Vetro serigrafato e metallo verniciato.
Silkscreen-printed glass and lacquered metal.

220 / 240V: LED retrofit, fluo, halo Max 1x46W E14
120V: LED retrofit, fluo, halo Max 1x60W E12
Energy class A+, A




Bianco, colorato (1 rosso, 2 blu, 4 verde, 5 arancio).
White, colored (1 red, 2 blue, 4 green, 5 orange).



Un alfabeto di forme organiche e colori di base, con i quali creare infinite composizioni, inventando progetti e linguaggi. Diffusori in vetro verniciato colorato o bianco satinato in 5 forme irregolari e colori diversi, per un effetto di grande impatto grafico. Da spente richiamano un dipinto surrealista, da accese il gioco della luce delle vetrate a mosaico.

An alphabet of organic forms and basic colours with which to create infinite compositions, inventing projects and languages. The diffusers are in coloured or white coated glass with 5 irregular shapes in different hues, for an effect of striking graphic impact. When not in use the parts suggest a surrealist painting; when the lights are on, they generate a luminous mosaic effect.

Collection →



p. 096

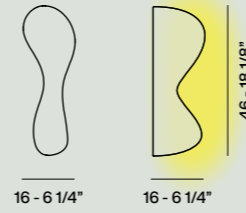
Blob S

Karim Rashid, 2002



Blob S

Wall



Polietilene stampato a rotazione e metallo verniciato.
Rotational moulded polyethylene and varnished metal.

220 / 240 / 120V: fluo 1x24W 2G11
Energy class A+, A

CE  IP 20

Bianco. *White.*



Un design perfetto per creare a parete composizioni molteplici e creative. Arreda con un segno luminoso molto caratterizzato che sorprende per la sua forma sensuale, morbida e familiare. Il diffusore in polietilene ha un profilo irregolare che avvolge completamente la fonte ed emette una luce diffusa e intensa.

A perfect design to create multiple, creative wall compositions. The decorative effect is that of a luminous sign, surprising for its sensual, soft and familiar form.

The polyethylene diffuser has an irregular silhouette that completely wraps the light source, emitting an intense, diffused glow.

Collection →



p. 220

Caboche

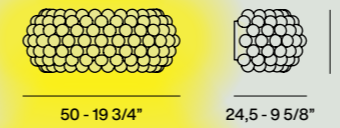
Patricia Urquiola con
Elia Gerotto, 2006



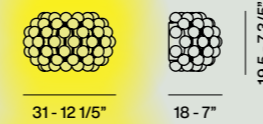
Caboche

Wall

media



piccola



Polimetilmetacrilato, vetro soffiato, metallo cromato e alluminio (LED).
PMMA, blown glass, chromed metal and aluminium (LED).

Caboche media / piccola
220 / 240V: halo, LED retrofit Max 1×120W R7s
120 V: halo, LED retrofit Max 1×100W RSC
Energy class A+, A, C

Caboche media LED inclusi / included
16 W 2700 K 1360 lm CRI>80
Caboche piccola LED inclusi / included
12 W 2700 K 1020 lm CRI>80
Dimmerabile — Dimmable
Remote control version with Bluetooth app available
(220/240V only)
Energy class A+

CE   IP 20

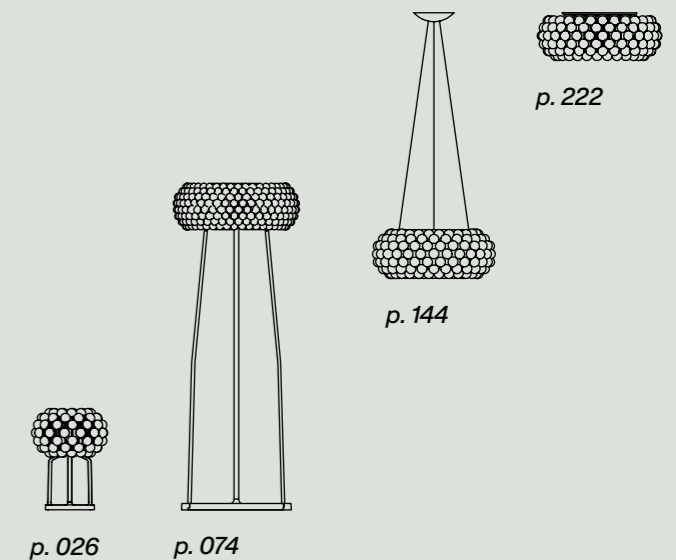
Trasparente, giallo oro.
Transparent, gold yellow.



Un gioiello di design incastonato nell'architettura: un cuore caldo e luminoso, avvolto da uno scintillare di perle trasparenti. Una presenza elegante che offre una luce radente a parete. Impreziosisce ogni ambiente con il suo straordinario effetto illuminante, nel quale ogni sfera riflette l'immagine della sorgente luminosa.

A design gem in an architectural setting: a warm, luminous core wrapped in sparkling transparent beads. The elegant presence emits light that spreads over the wall. To enhance any situation with its extraordinary glow, in which every sphere reflects the image of the light source.

Collection →



Circus

Defne Koz, 1994



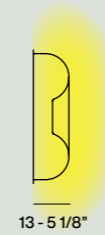
Circus

Wall

grande



46 - 18 1/8"

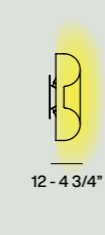


13 - 5 1/8"

piccola



32 - 12 5/8"



12 - 4 3/4"

Vetro soffiato, metallo verniciato o nichelato.
Blown glass, nickelplated or varnished metal.

Circus grande
220 / 240V: LED retrofit, fluo, halo Max 4x46W E27
120V: LED retrofit, fluo, halo Max 4x40W E26
Energy class A+, A, B, C

Circus piccola
220 / 240V: LED retrofit, fluo, halo Max 4x30W E14
120V: LED retrofit, fluo, halo Max 4x40W E12
Energy class A+, A, B, C

CE    IP 20

Bianco. *White.*



Un volume morbido in vetro soffiato lucido che illumina senza abbagliare, un bottone di metallo che lo caratterizza e decora, posizionato in corrispondenza del foro centrale. Una forma sempre attuale che arreda con il suo segno semplice ed equilibrato.
A soft volume in shiny blown glass, for glare-free lighting. A metal button adds character and charm, positioned at the central opening. A form that is always timely, a decorative touch provided by a simple, balanced image.

Collection →



p. 224

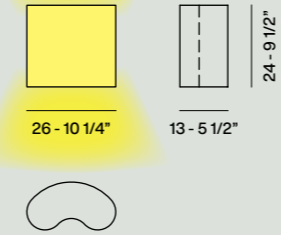
Double

Valerio Bottin, 1996



Double

Wall



Vetro soffiato e metallo verniciato.
Blown glass and varnished metal.

220 / 240V: LED retrofit, fluo, halo Max 2x77W E27
120V: LED retrofit, fluo, halo Max 2x100W E26
Energy class A+, A

CE    IP 20

Bianco, avorio.
White, ivory.




Un classico di Foscarini. Un morbido volume in vetro soffiato, una linea chiusa che avvolge le due fonti luminose e compie una curva verso la parete nello spazio che le separa. Il movimento del diffusore viene sottolineato dalla sua superficie lucida, in un gioco di eleganti riflessi. Diffonde un'illuminazione intensa e proietta sulla parete un fascio luminoso verso l'alto e verso il basso.

A Foscarini classic. A soft volume in blown glass, a closed line that wraps the two light sources and forms a curve towards the wall across the separating space. The movement of the diffuser is emphasized by its glossy surface, in an elegant game of reflections. For intense light that projects beams upward and downward on the wall.

Fields


Vicente Garcia Jimenez, 2007



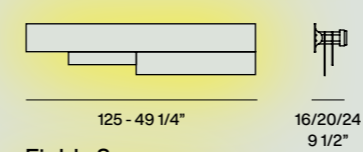
Fields

Wall

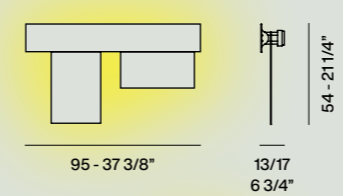
Fields 1



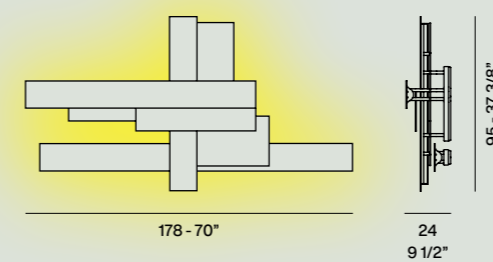
Fields 2



Fields 3



Fields



Metacrilato, alluminio verniciato e policarbonato.
Methacrylate, varnished aluminium and polycarbonate.

Anche uso in verticale — *Horizontal and vertical use*

Fields 1

220 / 240 / 120V: fluo 1x80W G5
Energy class A+, A

Fields 2

220 / 240 / 120V: fluo 1x54W G5
Energy class A+, A

Fields 3

220 / 240 / 120V: fluo 1x39W G5
Energy class A+, A

Fields

220 / 240 / 120V: fluo 1x80W G5
+ 1x54W G5 + 1x39W G5
Energy class A+, A

CE  IP 20 — ADA (Fields 1)

Bianco, arancio.
White, orange.

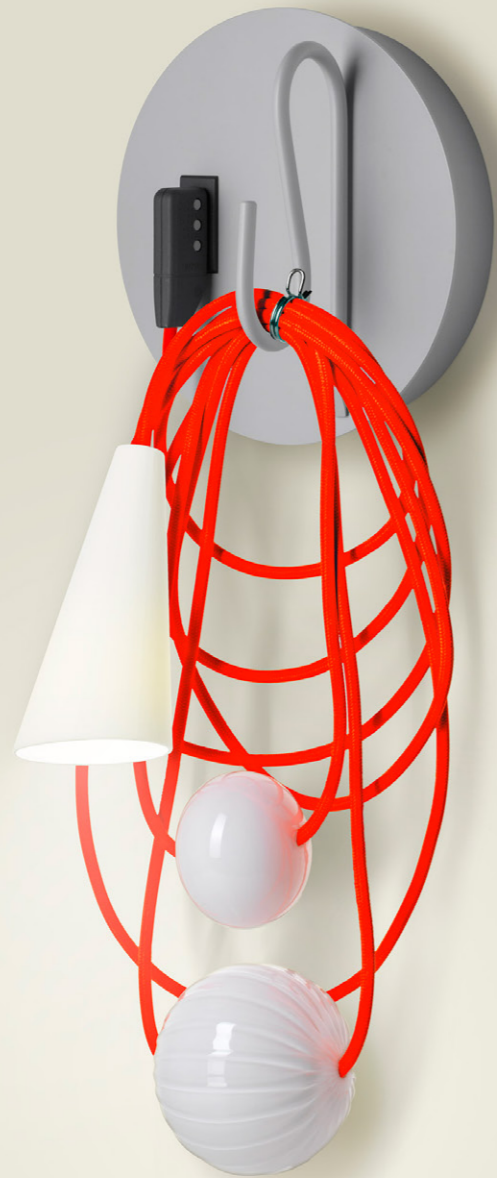


Un progetto modulare. Tre diversi elementi da utilizzare singolarmente o in molteplici combinazioni, per creare le più diverse geometrie luminose. Fields 1 ha un design lineare, mentre Fields 2 e Fields 3 sovrappongono diverse superfici creando un effetto tridimensionale. Tutti i modelli possono essere posizionati orizzontalmente o verticalmente.

A modular design. Three different parts, to use individually or in multiple combinations, creating a wide range of geometric effects. Fields 1 is linear, while Fields 2 and Fields 3 overlap different surfaces to create a three-dimensional effect. All the models can be positioned horizontally or vertically.

Filo

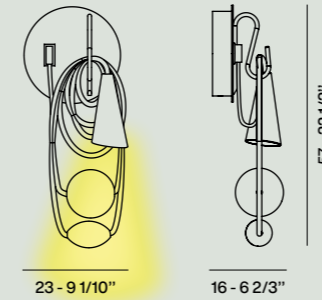
Andrea Anastasio, 2017



Filo / Eastern Coral

Filo

Wall



Porcellana, cavo tessile, vetro soffiato e metallo verniciato.
Porcelain, textile cable, blown glass and varnished metal.

220 / 240V: LED retrofit incluso / *included*
4W G9 3000 K 400 lm CRI>80
120V: LED retrofit Max 1x4W G9
Energy class A+

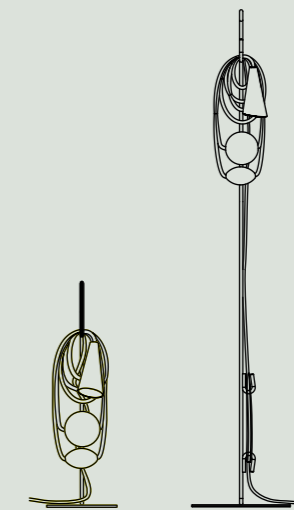
CE   IP 20

Versioni disponibili / *Available versions*
Amethyst Queen, Eastern Coral,
Teodora, Emerald King.

Fra scultura luminosa e opera di design, è composta da parti diverse e definite, che creano un insieme assolutamente unico. Con una fortissima carica arredativa, è un abaco di colori che ne evidenziano la molteplice identità. Frutto del pensiero di un autore che scompone e poi ricomponne la lampada nelle sue singole componenti.

Between a luminous sculpture and a work of design, the lamp is composed of different, specific parts that create an absolutely unique whole. For exceptional decorative impact, it comes in a range of colours, as in a case of multiple identities. The result of creative thinking that breaks down and reassembles the lamp in its single components.

Collection →



p. 028

p. 078

Folio

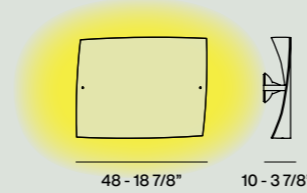
Carlo Urbinati e Alessandro
Vecchiato, 1990



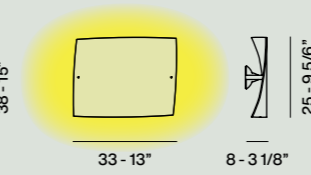
Folio

Wall

grande



piccola



Vetro soffiato satinato e metallo laccato.
Blown acid-etched glass and varnished metal.

220 / 240V: halo, LED retrofit Max 1x120W R7s,
120V: halo, LED retrofit Max 1x150W RSC,
Energy class A+, A, C

CE    

Bianco. *White.*



Rilegge un materiale tradizionale come il vetro soffiato a bocca e satinato, alla luce della cultura contemporanea del design. Un corpo visivamente leggero e delicato come un semplice foglio di carta con due angoli piegati da un movimento appena accennato. Diffonde una luce calda e intensa.

A reinterpretation of a traditional material like blown, frosted glass, seen in the light of contemporary design culture. A visually light body, delicate like a single sheet of paper with two corners slightly folded, the lamp emits warm, intense glow.

Collection →



p. 226

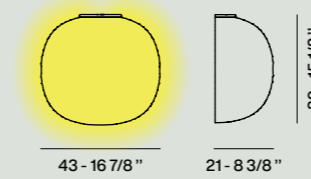
Gem semi

Ludovica + Roberto
Palomba, 2019



Gem semi

Wall




Vetro soffiato in rilievo e acidato e metallo verniciato.
Blown acid-etched glass with reliefs and varnished metal.

220 / 240V: LED retrofit Max 1x30W E27
*Remote control version with Bluetooth app available
(220/240V only)*

120V: LED retrofit Max 1x30W E26
Energy class A+, A



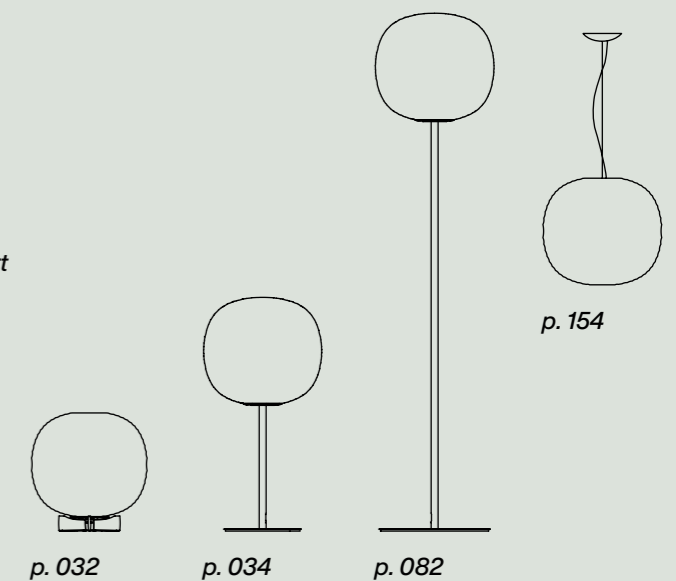
Vetro: bianco.
Montatura: bianco, oro, grafite
*Glass: white.
Frame: white, gold, graphite.*



Dichiara a prima vista la preziosità del materiale: ha un pattern grafico caratterizzato da onde che si rincorrono sulla sua superficie e rendono la lampada inconfondibile anche da spenta. Le sfaccettature tridimensionali sono ottenute con la tecnica artigianale della soffiatura a bocca del vetro in uno stampo con incisioni. Supporto in tre diversi colori con finitura opaca.
The precious beauty of the material is conveyed at first glance. The graphic pattern of waves on the surface makes the lamp a vivid presence, even when not in use. The three-dimensional facets are made with a technique of glassblowing inside a mould with incisions. The support is in three different colours, with a matte finish.

Mix&Match collection → p.326

Collection →



Gioia

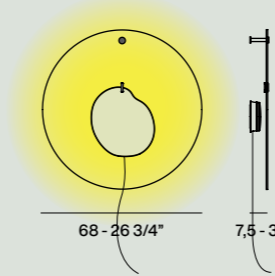
Andrea Anastasio, 2019



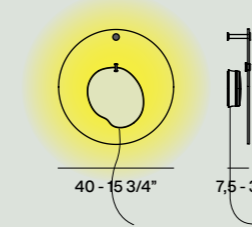
Gioia

Wall

Gioia grande



Gioia



PMMA, marmo, policarbonato, ottone lucido e alluminio verniciato.
PMMA, marble, polycarbonate, polished brass and coated aluminium.

LED inclusi / included
220/240 V: LED 10W 2700 K 900 lm CRI>80
120V: LED 10W 2700 K 884 lm CRI>80
Energy class A+

Dimmerabile — *Dimmable*
120V version is hardwired only (no plug in)


CE IP 20

Azzurro, rosa, verde.
Light blue, pink, green.



Un gioiello pensato per adornare lo spazio domestico. La magia sta nella composizione: un elemento in marmo statuario collocato al centro di un disco in polimetilmetacrilato trasparente. A unire i due materiali, un unico anello impreziosito da una lavorazione artigianale; l'insieme è fissato a parete da un piccolo perno. I due elementi, liberi di muoversi, ricordano il ritmo oscillante di un orecchino.

A jewel to adorn domestic space. The magic lies in the separation of the parts: a shape in statuary marble placed at the centre of a disk of transparent polymethylmethacrylate. The two materials are joined by a single ring, enhanced by fine craftsmanship. The composition is attached to the wall by a small pin. The two parts, free to move, suggest the wavering rhythm of an earring.



Gregg

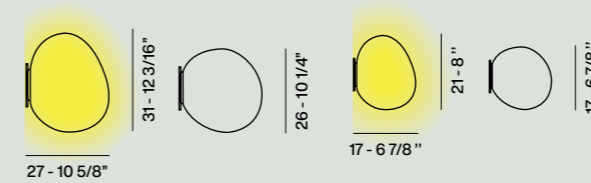
Ludovica + Roberto
Palomba, 2007



Gregg


Wall

media



MIDI

piccola



Vetro soffiato acidato e metallo verniciato.
Blown acid-etched glass and white lacquered metal.


Gregg media
220 / 240V: LED retrofit, fluo, halo Max 1x150W E27
120V: LED retrofit, fluo, halo Max 1x100W E26
Energy class A+, A, B, C

Gregg MIDI
LED inclusi / *included* 8,5W 2700 K
830 lm (220/240V) 750 lm (120V) CRI>80
220 / 240V: dimmerabile / *dimmable*
Energy class A

Gregg piccola
220 / 240V: halo, LED retrofit Max 1x20W G9
120V: halo, LED retrofit Max 1x25W G9
Energy class A+, A, C

CE  IP 20

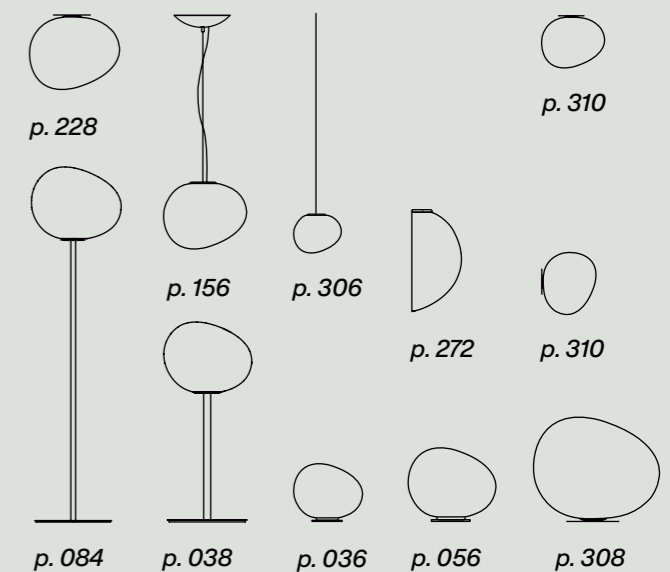
Vetro: bianco. Montatura: bianco, oro, grafite
Glass: white. Frame: white, gold, graphite.




Forme organiche che ricordano ciottoli levigati dall'acqua realizzate in vetro soffiato a bocca. Disponibile in tre misure, è perfetta anche per creare composizioni multiple a parete. Supporto in tre diversi colori per coordinare molteplici esigenze di arredo. Diffondono una calda e morbida luminosità.
Organic forms that suggest stones shaped by water, made of blown glass. Available in three sizes, also perfect to create multiple compositions on the wall. The support is in three different colours for coordination with various decor settings. For warm, soft lighting.

Mix&Match collection → p.326

Collection →




Gregg semi
Ludovica + Roberto
Palomba, 2019



Gregg semi

Wall



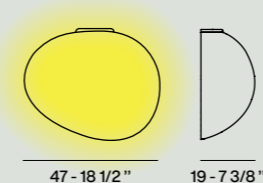
Gregg semi
Ludovica + Roberto
Palomba, 2019



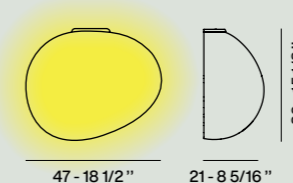
Gregg semi

Wall

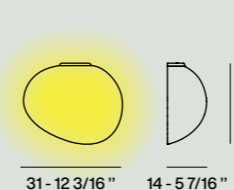
grande semi 1



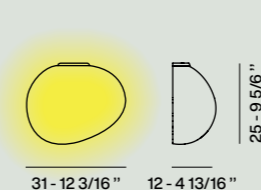
grande semi 2



media semi 1



media semi 2



Vetro soffiato acidato e metallo verniciato.
Blown acid-etched glass and white lacquered metal.

220 / 240V: LED retrofit Max 1x30W E27
Remote control version with Bluetooth app available (220/240V only)
120V: LED retrofit Max 1x30W E26
Energy class A+, A



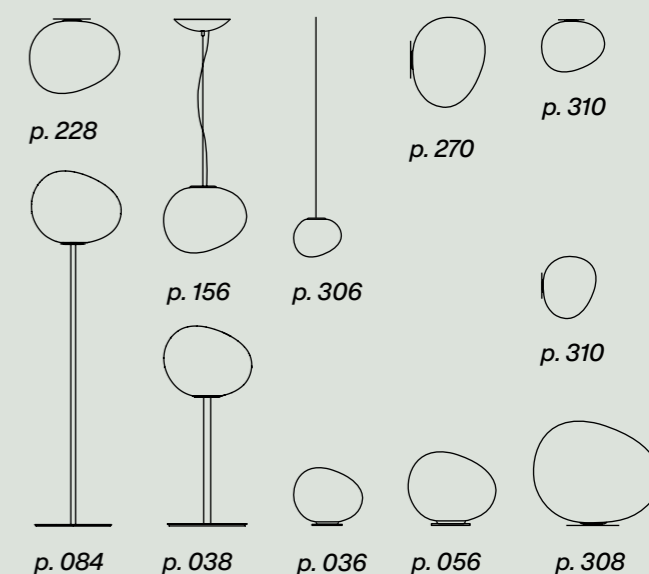
Vetro: bianco.
Montatura: bianco, oro, grafite
Glass: white.
Frame: white, gold, graphite.



Seziona a metà il vetro di Gregg, forma organica e asimmetrica che non fa riferimento alla geometria pura, ma ricorda ispirazioni naturali. Un volume di facile lettura, eppure sorprendente, in cui il vetro abbraccia completamente la fonte luminosa, disponibile con due diversi orientamenti. Supporto in tre colori.
Cutting halfway across Gregg's glass, the lamp has an organic, asymmetrical form, not based on pure geometry but on natural inspirations. A volume that is easy to recognize yet always surprising, in which the glass completely wraps the light source, available in two different directional options. The support comes in three colours.

Mix&Match collection → p.326

Collection →



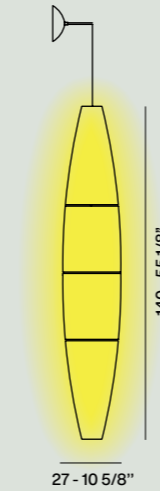
Havana

Joseph Forakis, 1993



Havana

Wall



Polietilene stampato ad iniezione e metallo verniciato.
Injection moulded polyethylene and varnished metal.

220 / 240V: LED retrofit, fluo, halo Max 1x116W E27
120V: LED retrofit, fluo, halo Max 1x100W E26
Energy class A+, A

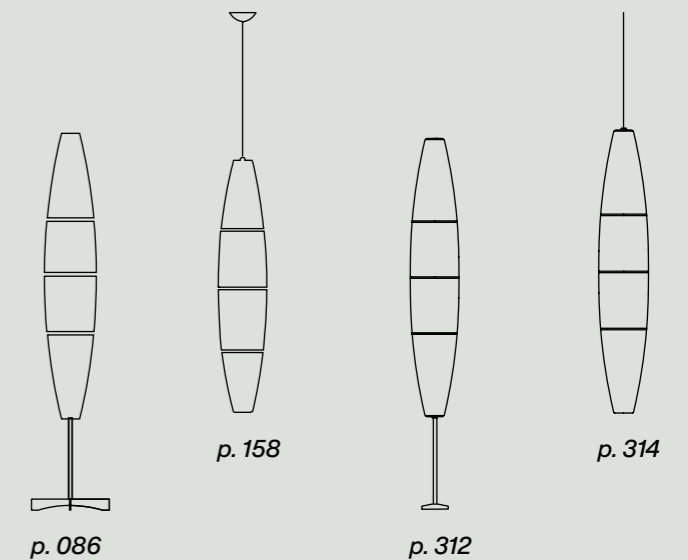


Bianco. *White.*



Affusolata come un sigaro, ha uno stile senza età e si trova a proprio agio in qualsiasi ambiente, diffondendo attorno a sé una luminosità calda e soffusa che caratterizza ulteriormente il famoso e inimitabile design. Gli spazi vuoti tra i quattro segmenti del diffusore si riempiono di luce quando è accesa.
Tapered like a cigar, this product has a timeless style to fit perfectly into any setting, spreading warm, soft light that adds further character to this famous, inimitable design. The gaps between the four segments of the diffuser are filled with light when the unit is on.

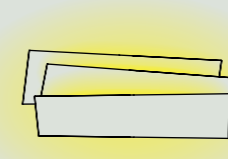
Collection →





Innerlight

Wall



77 - 30 1/4"



32 - 12 1/2"

Policarbonato traslucido e acciaio verniciato.
Translucent polycarbonate and varnished steel.

220 / 240 / 120V: fluo 2x36W 2G11
Energy class A+, A

220 / 240V dimmerabile — *dimmable*

CE    IP 20

Bianco. *White.*



Scultura da parete e apparecchio illuminante, si ispira al lavoro dello scultore Richard Serra ed è composta da tre lastre d'acciaio sovrapposte, diverse per curvatura, inclinazione e dimensione. Un quadro tridimensionale che affascina già da spento e si anima di luci e ombre quando è acceso.

A wall sculpture and a lighting fixture, inspired by the work of the sculptor Richard Serra. It is composed of three overlapping sheets of steel, with different curvatures, angles and sizes. A three-dimensional painting that is already fascinating when not in use, and comes alive with lights and shadows when it is turned on.


Lake

Lucidi e Pevere, 2015

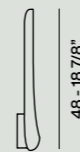


Lake

Wall



48,5 - 19 1/8"



9,5 - 3 3/4"

48 - 18 7/8"

ABS stampato a iniezione verniciato e alluminio.
Varnished injection moulded ABS and aluminium.

LED inclusi / included
12,7W 3000 K 850 lm CRI>80
Energy class A

Dimmerabile — *Dimmable*

CE    IP 20 ADA

Avorio, rosso.
Ivory, red.



Una luce liquida e sorprendente sorge dall'interno della piega collocata lungo il bordo esterno e scorre verso l'interno, sulla sua superficie lucida e asimmetrica.

Una forma organica, ricca di colore, per dare movimento e creare originali giochi di luce anche su pareti di grandi dimensioni.

Liquid, surprising light springs from inside the fold placed along the outer border and flows inside on the glossy asymmetrical surface. An organic form enhanced by colour to grant movement and to create original games of light on large walls.

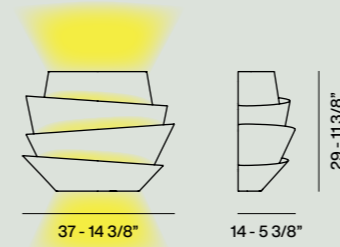
Le Soleil

Vincente Garcia Jimenez, 2013



Le Soleil

Wall



Polycarbonato stampato a iniezione e verniciato e metallo verniciato.
Injection moulded coated polycarbonate and varnished metal.

220 / 240 / 120V: fluo 2x26W G24-q3
Energy class A+, A

220 / 240V dimmerabile — *dimmable*


CE   IP 20

Bianco, rosso.
White, red.



Forte presenza scenica con una profondità ridotta.
Composta da fasce sovrapposte, dinamicamente irregolari, che fungono da elementi riflettenti verso l'interno e da diffusori verso l'esterno, creando un effetto caldo e solare, grafico e luminoso allo stesso tempo.
A forceful theatrical presence, of minimal depth. Composed of overlapping, dynamically irregular bands that reflect light inward and spread it outward, creating a warm effect of sunny brightness and graphic impact.


Collection →



p. 160

Lumiere XXL - XXS

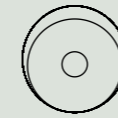
Rodolfo Dordoni, 2010



Lumiere XXL - XXS

Wall

Lumiere XXL



34 - 13 3/8"



13 - 5 1/4"

Lumiere XXS



25 - 9 5/8"



10 - 4 1/8"

Vetro soffiato e metallo verniciato.
Blown glass and lacquered metal.

Lumiere XXL
LED inclusi / *included* 32W 2700 K 2720 lm CRI>80
Dimmerabile — *Dimmable*
Energy class A+

Lumiere XXS
LED inclusi / *included* 18W 2700 K 1512 lm CRI>80
Dimmerabile — *Dimmable*
Energy class A+

CE   IP 20 — ADA (XXS)

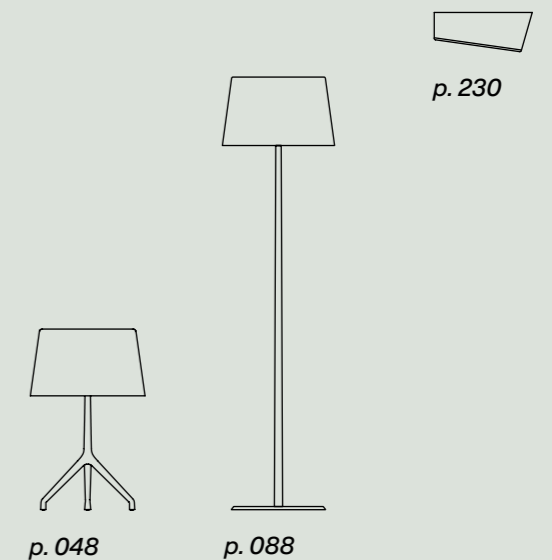
Bianco, grigio freddo.
White, cool grey.



Contraddistingue lo spazio con il proprio dinamismo. Caratterizzata dal taglio obliquo che seziona il diffusore in vetro soffiato in modo sorprendente: geometrie inedite realizzate con sapienza artigianale dai maestri vetrai. Utilizzando le due misure o orientando il vetro in maniera diversa, è possibile creare un gioco di eleganti composizioni.

Dynamism in space. The oblique opening cuts across the blown glass diffuser in a surprising way, with unusual geometric lines skilfully created by master glassmakers. Using the two measurements and adjusting the glass in different ways, it is possible to create elegant compositions.

Collection →



Rituals

Ludovica + Roberto
Palomba, 2015



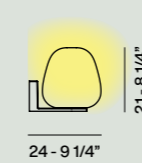
Rituals

Wall

Rituals 1



Rituals 3



Vetro soffiato satinato inciso e metallo verniciato.
Blown engraved satin glass and varnished metal.

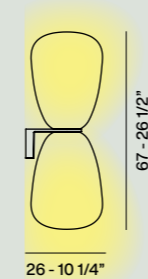
Rituals 1-3
220 / 240V: LED retrofit, fluo, halo Max 1x70W E27
120V: LED retrofit, fluo, halo Max 1x70W E26
Energy class A+, A

Rituals 1-3 doppia *double*
220 / 240V: LED retrofit, fluo, halo Max 2x70W E27
120V: LED retrofit, fluo, halo Max 2x60W E26
Energy class A+, A


CE IP 20

Bianco. *White.*

Rituals 1
doppia *double*



Rituals 3
doppia *double*

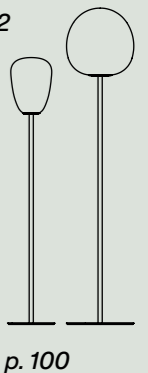


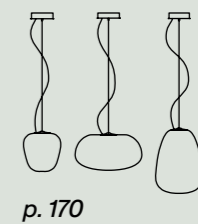
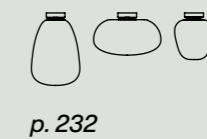


Caratterizzate da una particolare lavorazione del vetro soffiato, con linee irregolari che ne incidono la superficie e creano un'illuminazione calda e vibrante.

Simile al piedistallo di un'opera d'arte, il supporto a L della versione a parete permette diverse soluzioni: con il vetro posizionato verso l'alto o il basso, o in versione che monta due diffusori.

Featuring special workmanship on the blown glass, with irregular lines that etch the surface to generate warm, vibrant light. Like the pedestal of a work of art, the L-shaped support of the wall version permits different solutions: the glass can be positioned upward or downward, or in a version that combines two diffusers.

Collection →



Rituals semi

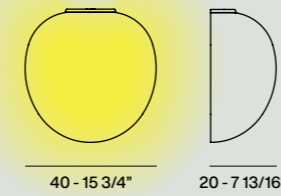
Ludovica + Roberto
Palomba, 2019



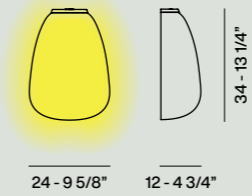
Rituals semi

Wall

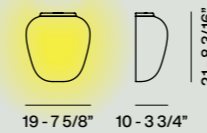
Rituals XL semi



Rituals 1 semi



Rituals 3 semi




Vetro soffiato satinato inciso e metallo verniciato.
Blown engraved satin glass and varnished metal.

220 / 240V: LED retrofit Max 1x30W E27
Remote control version with Bluetooth app available (220/240V only)

120V: LED retrofit Max 1x30W E26
Energy class A+, A



Vetro: bianco.
Montatura: bianco, oro, grafite
*Glass: white.
Frame: white, gold, graphite*

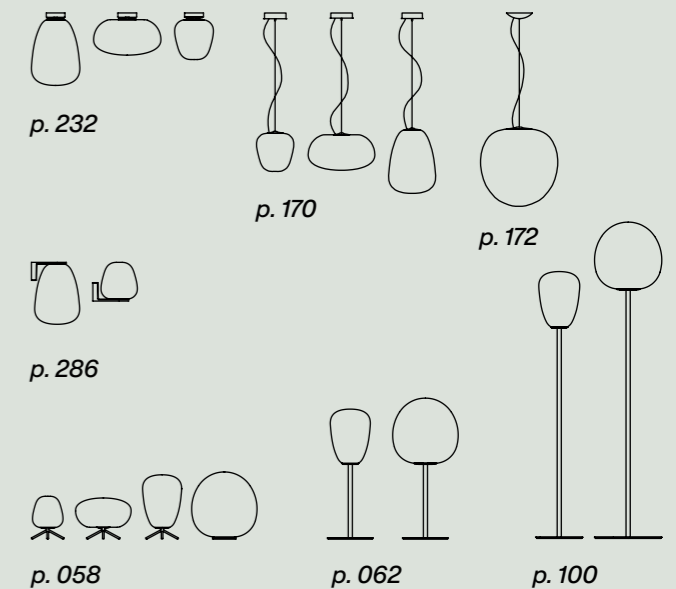


Parla il linguaggio della bellezza e della poesia.
Un vetro soffiato a bocca arricchito da sottili incisioni, che ricordano il gesto della molatura, frutto di un sapiente lavoro artigiano. Un decoro morbido e affascinante, che contribuisce a filtrare l'intensità della sorgente, diffondendo una luce calda e soffice nell'ambiente.

A lamp that speaks the language of beauty and poetry. Handcrafted blown glass enhanced by slender incisions, as in the milling technique, with an effect of refined workmanship. A soft, fascinating decoration that contributes to soften the light's intensity, spreading a warm glow in the space.

Mix&Match collection → p.326

Collection →



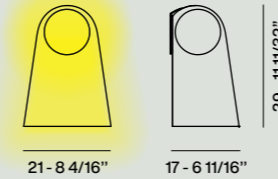
Satellight

Eugeni Quitllet, 2017



Satellight

Wall



Vetro soffiato e alluminio verniciato.
Blown glass and varnished aluminium.

LED inclusi / *included*
8W 2700 K 957 lm CRI>80
Energy class A+

Dimmerabile — Dimmable

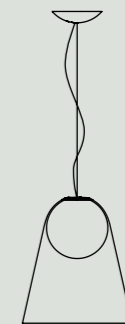
⊕ CE  IP 20

Bianco e trasparente.
White and transparent.

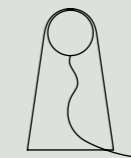


Ha un effetto visivo simile a un drappo di vetro trasparente, con una morbida e sognante luminosità che si diffonde da un globo in vetro satinato. Un design poetico e sorprendente, completamente realizzato in vetro soffiato a bocca. Trasmette una luminosità calda, morbida e gentile che non abbaglia.
The visual effect is that of a curtain of transparent glass, with soft, dreamy luminosity that spreads from a globe in frosted glass. A poetic, surprising design, completely crafted by hand in blown glass. For warm, soft, gentle brightness without the slightest suggestion of glare.

Collection →



p. 174



p. 064

Superficie

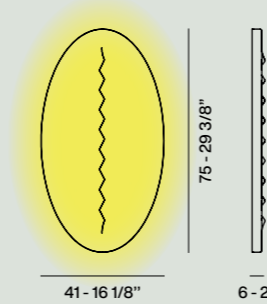
Calvi & Brambilla, 2017 - 2019



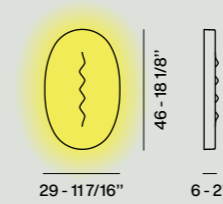
Superficie

Wall

Superficie



Superficie media



PMMA termoformato e alluminio.
Thermoformed PMMA and aluminium.

Superficie
LED inclusi / included 36W 2700 K 3060 lm CRI>80
Energy class A+

Superficie media
LED inclusi / included 16W 2700 K 1360 lm CRI>80
Energy class A




Bianco. *White.*



Illumina mentre arreda, arreda anche quando non illumina. Lampada dalla presenza e geometria importanti, ma dallo spessore contenuto. Il segno pulito e inconsueto insieme al movimento di punti concavi e convessi e il gioco di chiaroscuri che ne deriva, la rendono una raffinata protagonista dell'ambiente. Si può montare verticalmente e orizzontalmente.

It decorates while lighting, or even when not in use. A lamp with an impressive geometric presence, but of limited thickness at the same time. The clean, unusual image, together with the movement of the concave and convex points and the resulting chiaroscuro effect, make this product a refined protagonist in any room. For vertical or horizontal installation.

Collection →



p. 234

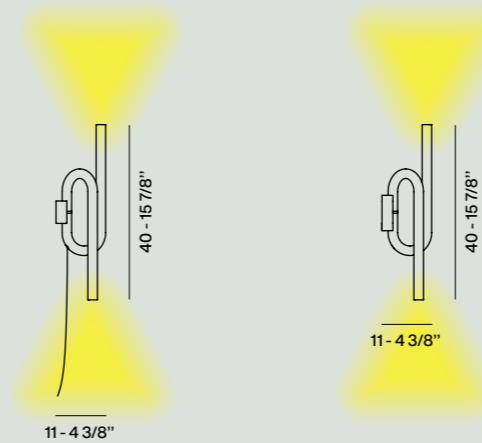
Tobia

Ferruccio Laviani, 2019







Tobia

Wall



Metallo e alluminio verniciato a liquido.
Liquid-coated metal and aluminium.

LED inclusi / *included*
220/240V: 12W 2700 K 1400 lm CRI>80
120V: 15W 2700 K 1400 lm CRI>80
Energy class A+

CE   (with plug)  (without plug)  (without plug)
IP 20

Disponibile con cavo e senza cavo.
Available with and without cable.

Bianco, nero, giallo fluo, arancione fluo, oro.
White, black, fluo yellow, fluo orange, gold.



Anche nella versione a parete mantiene la portabilità caratteristica del progetto, grazie a un apposito elemento che consente l'aggancio a muro. Emette luce verso l'alto e verso il basso dalle due estremità della lampada.
Also in the wall version, this design conserves its portable character thanks to a special device for attachment to the wall. Light is emitted from the two extremities: upward and downward.


Collection →



p. 102

Tress

Marc Sadler, 2011



Tress

Wall

grande



piccola



Materiale composito su base di fibra di vetro verniciato, metallo verniciato e alluminio.
Compound material on lacquered glass fibre base, varnished metal and aluminium.

220 / 240V: halo, LED retrofit Max 1x120W R7s
120V: halo, LED retrofit Max 1x100W RSC
Energy class A+, A, C

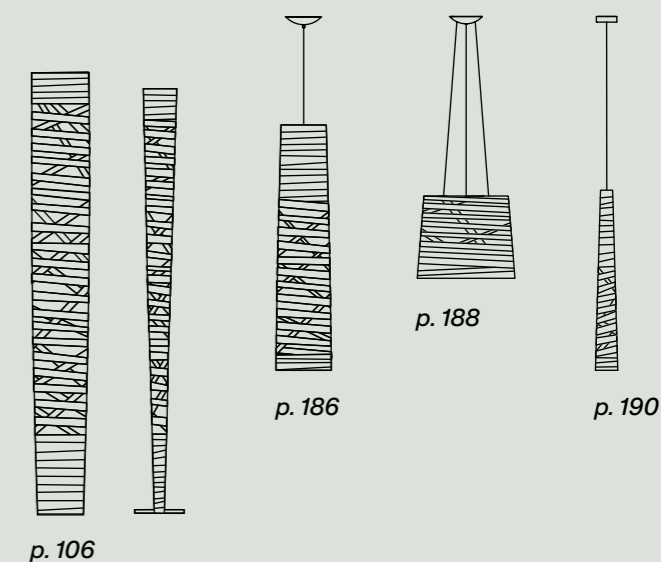
CE   IP 20

Bianco, nero.
White, black.



Un nastro di fibra di vetro e resina intrecciato con ordinata casualità è la struttura e il decoro della lampada. Un effetto grafico e scenografico grazie alla luce che filtra attraverso l'intreccio di materiale composito e viene diffusa nell'ambiente e diretta verso l'alto.
A ribbon of glass and resin woven with orderly randomness forms the structure and decoration of the lamp. A graphic, theatrical presence, thanks to the light that filters through the composite material, diffused in space and directed upward.

Collection →



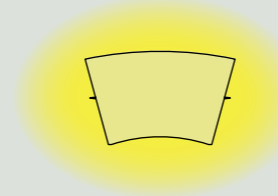
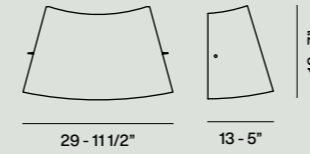
Tutù

Valerio Bottin, 2001



Tutù

Wall



Vetro soffiato, metallo e alluminio.
Blown glass, metal and aluminium.

220 / 240V: LED retrofit, fluo, halo Max 2x46W E14
120V: LED retrofit, fluo, halo Max 2x40W E12
Energy class A+, A

CE     IP 20

Bianco, avorio.
White, ivory.



Come un leggiadro velo di vetro soffiato, può essere disposta verso l'alto o il basso, ottenendo due diversi effetti decorativi e di illuminazione. Libera sulla parete un fascio luminoso deciso verso l'alto e verso il basso e attraverso il diffusore proietta nell'ambiente una luce calda.

Like a graceful veil of blown glass, the unit can be aimed up or down, obtaining two different decorative and luminous effects. On the wall, it releases a forceful luminous beam, upward and downward, while emitting warm ambient lighting through the diffuser.

302	Aplomb	316	Solar
304	Cri Cri	318	Twiggy Grid XL - Lettura
306	Gregg sosp. / <i>susp.</i>	320	Twiggy Grid terra / <i>floor</i>
308	Gregg terra / <i>floor</i>	322	Twiggy Grid sosp. / <i>susp.</i>
310	Gregg MIDI	324	Uto
312	Havana terra / <i>floor</i>		
314	Havana sosp. / <i>susp.</i>		

Aplomb

Lucidi e Pevere, 2017



Aplomb

Outdoor



Cemento colato a mano e alluminio.
Hand pouring concrete and aluminium.

LED inclusi / *included*
8W 2700 K 680 lm CRI>80
Energy class A+

Dimmerabile — *Dimmable*

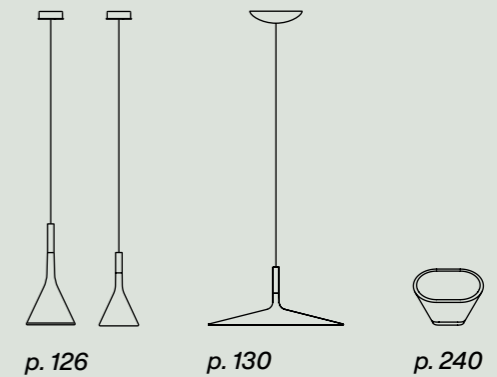
CE  IP 44 IP 65

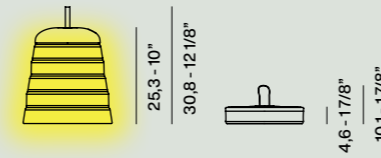
Rosso mattone, verde oliva, grigio cemento.
Brick red, olive green, concrete grey.



Eleganza, levità, pulizia formale con un cemento simile nell'aspetto all'amalgama del progetto originale, ma variato nella composizione per resistere alle intemperie. Proposta con un lungo cavo per essere avvolta ad esempio attorno a un pilone o a un ramo di un albero. Crea un'illuminazione puntuale e diretta.
Elegance, lightness and clean form made with concrete similar in its appearance to the mix of the original project, but varied in its composition to stand up to weathering. It is provided with a long cable to be wrapped, for example, around a pole or a tree branch. For precise direct lighting.

Collection →





23,5 - 9 1/4"

Silicone, ABS e PMMA.
Silicone, ABS and PMMA.

LED inclusi / *included*
2,4W 2700 K 325 lumen CRI>80
Energy class A

Touch-dimmer incorporato
Integrated touch-dimmer

USB charge


⚡ CE IP 65

Suitable for wet location

Verde, rosso.
Green, red.



Una luce "easy" senza cavo, con batteria interna ricaricabile, da appendere o appoggiare dove si vuole, sia in esterno che in interno. Da sola o in combinazione, aperta o regolata a metà altezza, permette di creare diversi scenari luminosi. Intensità luminosa regolabile su tre diversi livelli con un semplice tocco. Quando non utilizzata si richiude su sé stessa per essere riposta con un ingombro minimo.
An "easy" cordless lamp with an internal rechargeable battery, to hang or place where desired, both indoors and outdoors. Alone or in a combination, open or regulated at half height, it allows you to create a variety of luminous settings. The brightness can be adjusted to three different levels with a simple touch. When not in use it can be closed, to occupy a minimum of storage space.



Gregg

Ludovica + Roberto
Palomba, 2011




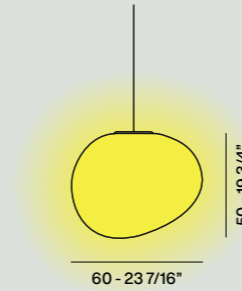
Gregg

Outdoor

XL


grande

Polietilene stampato in rotazionale e metallo verniciato.
Rotational moulded polyethylene and varnished metal.



Gregg outdoor XL / grande
220 / 240V: LED retrofit, fluo Max 1x25W E27
120V: LED retrofit, fluo Max 1x25W E26
Energy class A+, A

media



Gregg outdoor media
220 / 240V: LED retrofit, fluo Max 1x15W E27
120V: LED retrofit, fluo Max 1x15W E26
Energy class A+, A

CE IP 44 IP 65

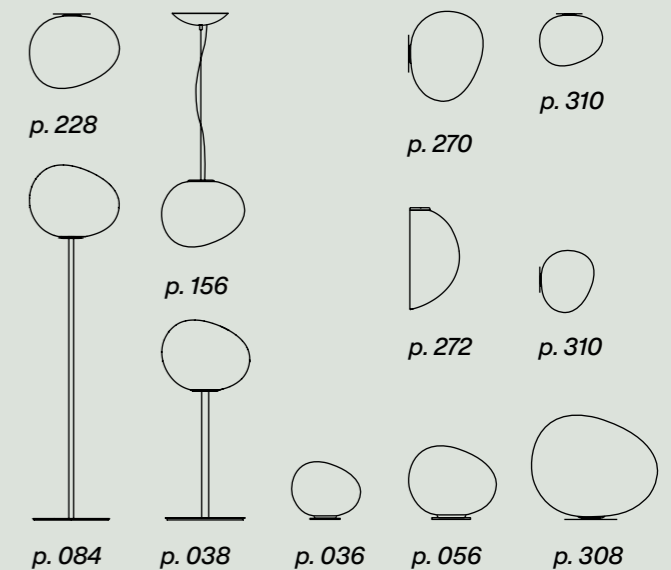
Suitable for wet location

Bianco. *White.*



Forme organiche e familiari pensate per creare presenze luminose e composizioni all'aria aperta. Cattura lo sguardo per il suo mutare aspetto a seconda del punto di vista: ci si gira attorno e la lampada appare sempre diversa. Materiale resistente agli urti e agli agenti atmosferici. Luminosità morbida.
Organic and familiar forms designed to create luminous presences and outdoor compositions. It catches the eye with the way its appearance changes, depending on the vantage point: walking around it, the lamp always looks different. The material stands up to impact and weathering. For soft light.

Collection →



Gregg

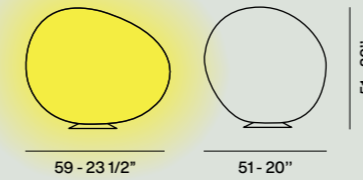
Ludovica + Roberto
Palomba, 2011



Gregg

Outdoor

XL



Polietilene stampato in rotazionale e metallo verniciato.
Rotational moulded polyethylene and varnished metal.

Gregg outdoor XL / grande
220 / 240V: LED retrofit, fluo Max 1x25W E27
120V: LED retrofit, fluo Max 1x25W E26
Energy class A+, A

Gregg outdoor media
220 / 240V: LED retrofit, fluo Max 1x15W E27
120V: LED retrofit, fluo Max 1x15W E26
Energy class A+, A

CE IP 44 IP 65

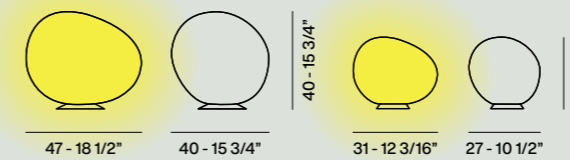
Suitable for wet location

Bianco. *White.*



grande

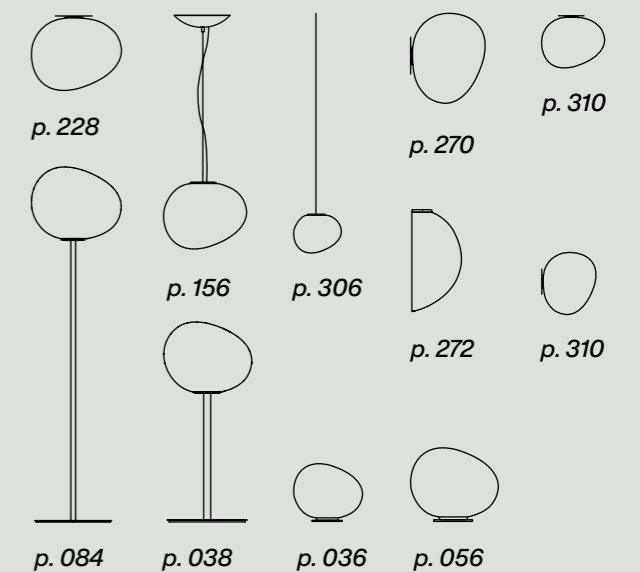
media



Molteplici le possibilità di utilizzo, duplice l'emozione: di giorno con una forma organica e pura, di notte con una calda luminosità. Decorazione e illuminazione allo stesso tempo, si presta a caratterizzare diverse situazioni: una terrazza, un giardino, un patio così come un ambiente living all'aperto.

Multiple usage options, and a dual impression: a pure, organic form in the daytime, a warm glowing presence at night. Simultaneously decorative and effective, it adapts to many different situations: a terrace, a garden, a patio, or an outdoor living area.


Collection →



Gregg MIDI

Ludovica + Roberto

Palomba, 2017



Gregg MIDI

Outdoor

soffitto



17 - 6 7/8"



21 - 8"

parete



17 - 6 7/8"



17 - 6 7/8"

Vetro soffiato acidato, alluminio verniciato.
Blown acid-etched glass and coated aluminium.

LED inclusi / included
8,5W 2700 K
830 lm (220/240V) 750 lm (120V) CRI>80
220/240V: dimmerabile — *dimmable*
Energy class A

⊕ CE ⚡ IP 44

Suitable for damp location

Vetro: bianco.
Montatura: bianco, oro, grafite.
Glass: white.
Frame: white, gold, graphite.



In vetro soffiato a bocca può essere utilizzata da parete e a soffitto. La forma asimmetrica e organica ricorda forme naturali, come un ciottolo levigato dall'acqua o l'uovo di un animale mitologico. La sorgente a LED integrata garantisce ottima temperatura di colore, efficienza energetica e dimmerabilità.

In blown glass, for use on the wall or the ceiling. The asymmetrical organic form evokes nature, like a stone polished by water, or the egg of some mythical beast. The built-in LED source guarantees optimized colour temperature, energy efficiency and dimmable operation.

Collection →



p. 228



p. 156



p. 306



p. 270



p. 272



p. 084




p. 038



p. 036



p. 056



p. 308

Havana

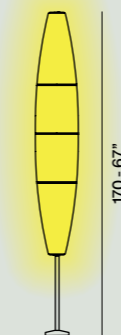
Joseph Forakis, 2005



Havana

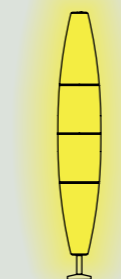
Outdoor

Havana Outdoor



23 - 9 1/16"

Havana Outdoor
bassa



23 - 9 1/16"

Polietilene stampato in rotazionale e metallo verniciato.
Rotational moulded polyethylene and varnished metal.

220 / 240V: LED retrofit, fluo, halo Max 1x46W E27
120V: LED retrofit, fluo, halo Max 1x60W E26
Energy class A+, A

CE  IP 44 IP 65

Suitable for wet location


Bianco. *White.*



base



cilindro



picchetto



Versione da esterno di uno dei bestseller Foscarini, ha il diffusore formato da un unico elemento in polietilene stampato. È ideale per illuminare gli spazi all'aria aperta, arricchendoli di una presenza che è in grado di integrarsi nell'ambiente. Al buio esalta la possibilità di lettura degli spazi esterni rendendo più concrete ampiezza e dimensioni. In gruppo crea scenografie di luce dall'aspetto quasi arboreo.

The outdoor version of a Foscarini bestseller, with a diffuser formed by a single piece of moulded polyethylene. Ideal for outdoor spaces, it enhances them with a presence that fits perfectly into the setting. After dark it boosts the possibility of perception of outdoor zones, making their size and boundaries clear. Arranged in a group, the lamp creates luminous scenarios with an almost arboreal character.


Collection →



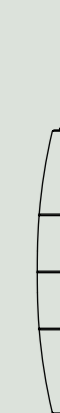
p. 086



p. 158



p. 276



p. 314

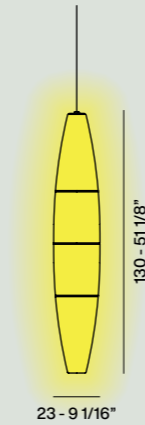
Havana

Joseph Forakis, 2005



Havana

Outdoor



Polietilene stampato in rotazionale e metallo verniciato.
Rotational moulded polyethylene and varnished metal.

220 / 240V: LED retrofit, fluo, halo Max 1x46W E27
120V: LED retrofit, fluo, halo Max 1x60W E26
Energy class A+, A

CE  IP 44 IP 65

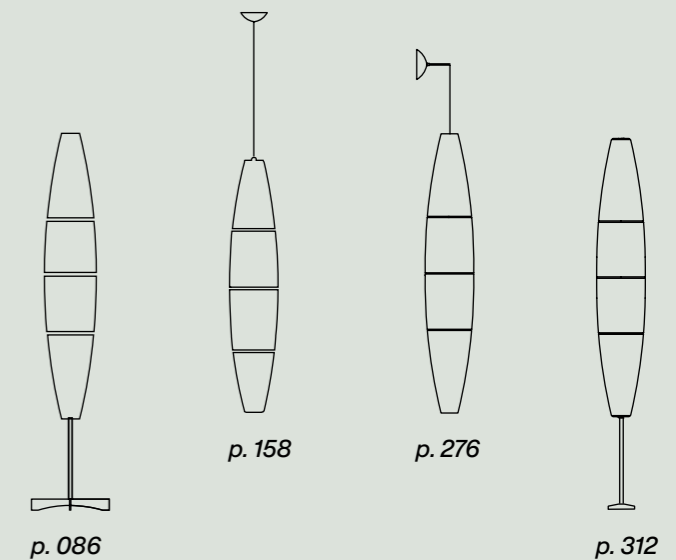
Suitable for wet location

Bianco. *White.*



Segno giovane e leggero che ricorda la forma di un sigaro, da cui ironicamente prende il nome. Versione outdoor di uno dei più longevi successi Foscarini, è realizzata in un unico corpo in polietilene - materiale leggero, durevole e resistente - con segni che ricordano la suddivisione in segmenti che caratterizza il design del modello da interni.
A young, light image that suggests the form of a cigar, ironically echoed by its name. The outdoor version of one Foscarini's long-term successes, it is made with a single piece of polyethylene - a light, durable, strong material - with signs that reference the subdivision in segments of the indoor model.

Collection →



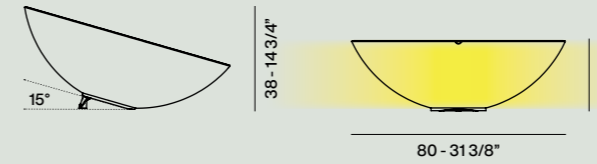
Solar

Jean Marie Massaud, 2011



Solar

Outdoor



Polietilene stampato a rotazione, gres e metallo verniciato.
Rotational moulded polyethylene, gres and varnished metal.

220 / 240V: LED retrofit, fluo Max 1x25W E27
120V: LED retrofit, fluo Max 1x25W E26
Energy class A+, A

CE    IP 44 IP 65

Suitable for wet location

Marrone. *Brown.*



Non solo una lampada, ma un focolare contemporaneo attorno al quale ritrovarsi e conversare all'aria aperta in sintonia con un concetto trasversale dell'abitare, nel quale il giardino può diventare un ambiente living. Il piano d'appoggio diventa un tavolino dove posare oggetti. Può essere inclinata in più posizioni, dando origine a differenti effetti, atmosfere e profondità di luce.
Not just a lamp, but a contemporary hearth around which to gather, conversing in the open air in tune with a versatile concept of dwelling, where the garden can become a true living room. The support becomes a table on which to place objects. It can be set at an angle, in multiple positions, giving rise to different effects, atmospheres and depths of light.

Twiggy Grid

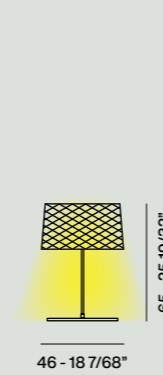
Marc Sadler, 2018



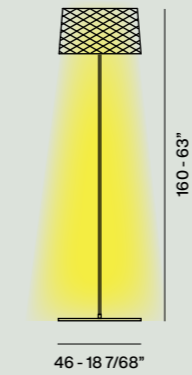
Twiggy Grid

Outdoor

XL



lettura



Materiale composito su base di fibra di vetro laccato, PMMA, metallo verniciato e alluminio.
Varnished fibreglass based composite material, PMMA, varnished metal and aluminium.

LED inclusi / included
31W 2700 K 2010 lm CRI>90
Energy class A++

 IP 44 IP 65

Suitable for wet location

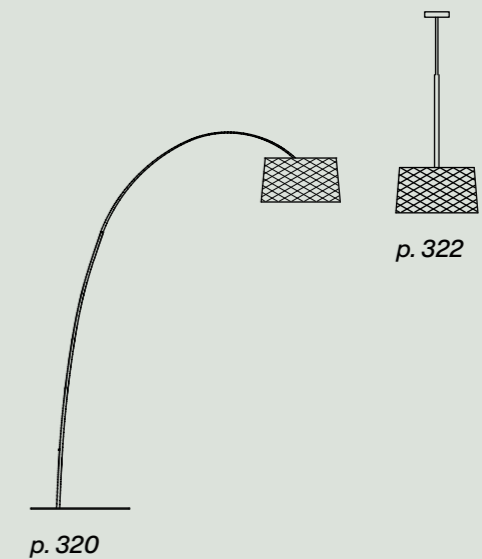
Carminio, greige.
Carmine, greige.



Un concetto formale di leggerezza declinato in una lampada da terra e da tavolo dallo stelo sottile e dal caratteristico diffusore intrecciato realizzato da fettucce di materiale composito. Perfetta per uso outdoor e indoor. Disponibile in due colori, si può armonizzare con ambienti diversi.


A formal concept of lightness interpreted in a floor and table lamp with a slender stem and the characteristic woven shade made with ribbons of composite material. Perfect for outdoor and indoor use. Available in two colours, for coordination with different settings.

Collection →




Twiggy Grid

Marc Sadler, 2017



Twiggy Grid

Outdoor



Materiale composito su base di fibra di vetro laccato, PMMA, metallo verniciato e alluminio.
Varnished fibreglass based composite material, PMMA, varnished metal and aluminium.

LED inclusi / included
31W 2700 K 2010 lm CRI>90
Energy class A++

  IP 44 IP 65

Suitable for wet location

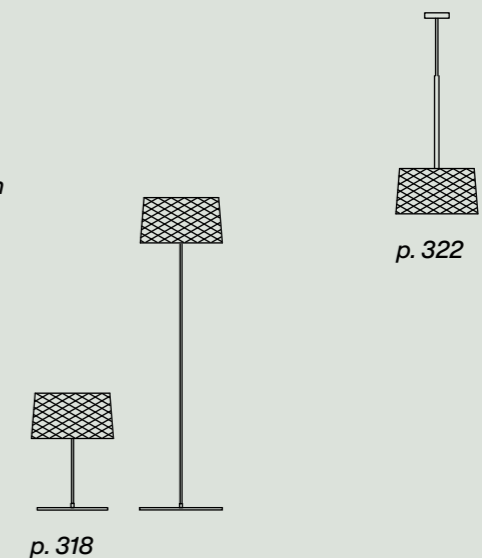
Carminio, greige.
Carmine, greige.



Una lampada-icona nella sua variante da esterno, in cui il progetto è stato completamente ripensato nella parte illuminotecnica e nell'estetica del diffusore, con una superficie a intreccio che ha valore sia funzionale che estetico: permette di schermare l'intensità della fonte luminosa e allo stesso tempo costruisce un dialogo con le forme circostanti.

An iconic lamp in its outdoor version, where the design has been completely revised in technical terms and in the image of the diffuser, with a woven surface that adds both functional and aesthetic value: it screens the intensity of the light source, while at the same time constructing a dialogue with surrounding forms.

Collection →



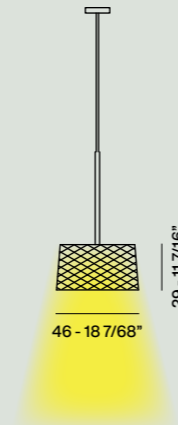
Twiggy Grid

Marc Sadler, 2017



Twiggy Grid

Outdoor



Materiale composito su base di fibra di vetro laccato, PMMA, metallo verniciato e alluminio.
Varnished fibreglass based composite material, PMMA, varnished metal and aluminium.

LED inclusi / included
220 / 240V: 31W 2700 K 2010 lm CRI>90
120V: 33,5W 2700 K 2010 lm CRI>90
Energy class A++

 IP 44 IP 65

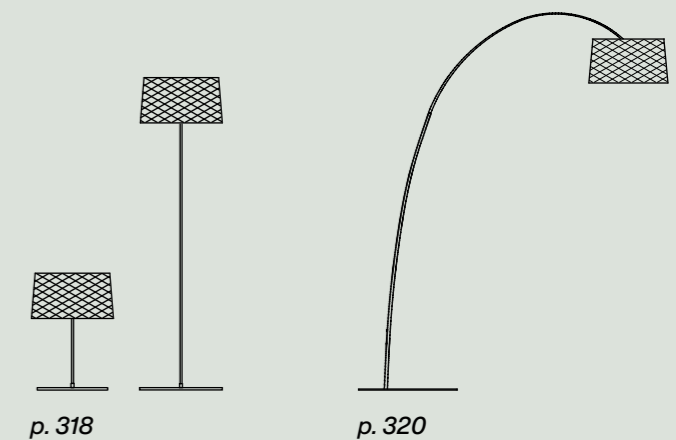
Suitable for wet location

Carminio, greige.
Carmine, greige.



Ottima per i "territori di passaggio" tra un dentro e un fuori come i porticati. Versione da esterno della lampada-icona Twiggy. La superficie a intreccio ha valore sia funzionale che estetico: permette di schermare l'intensità della fonte luminosa e allo stesso tempo costruisce un dialogo con le forme circostanti.
Excellent for "territories of transit" between an interior and an outdoor space such as a porch. The outdoor version of the iconic Twiggy lamp has a woven surface with both functional and image value: it screens the intensity of the light source, while at the same time constructing a dialogue with surrounding forms.

Collection →



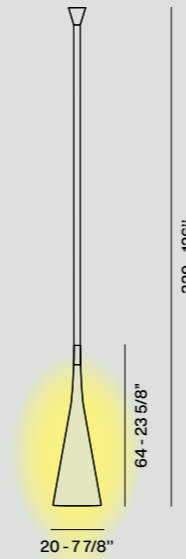
Uto

Lagranja Design, 2005



Uto

Outdoor



Elastomero termoplastico e policarbonato.
Thermoplastic elastomer and polycarbonate.

220 / 240V: fluo o LED retrofit 1x12W E27
120V: fluo or LED retrofit 1x15W E26
Energy class A+, A

☐ CE ⚡ IP 44

Suitable for damp location

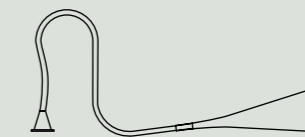
Bianco, giallo, arancio.
White, yellow, orange.



Una lampada fuori dagli schemi che permette di inserire punti luce in modo flessibile dialogando con quanto c'è attorno: elementi strutturali – edifici, arredi urbani – ma anche naturali – alberi, rampicanti. Realizzata in gomma silconica: un materiale piacevole, morbido al tatto, antiurto e indistruttibile. Può essere utilizzata in interno e in esterno, modellandola a seconda delle esigenze e ispirazioni personali.

An unconventional lamp that permits insertion of lighting points in a flexible way, establishing a dialogue with the surroundings: structural elements like buildings and urban furnishings, but also natural features like trees and vines. Made in silicone rubber, a material that is pleasing and soft to the touch, ready to stand up to impact, and indestructible. For indoor and outdoor use, shaped to meet personal needs and inspirations.

Collection →




p. 068



p. 198





Mix&Match

System

5 diffusori, 4 funzioni, 3 colori: con il sistema Mix&Match è possibile costruire il proprio progetto di illuminazione in modo ancora più flessibile e personale. Si parte dalla scelta dello stile del vetro – tra le famiglie Gem, Gregg e Rituals, si individua la funzione in base alle esigenze dell'ambiente, si declina nelle varianti di colore a seconda del gusto e dello stile progettuale.

5 diffusers, 4 functions, 3 colors: with the Mix&Match system it is possible to produce lighting projects in an even more flexible and personal way. It starts with choosing the style of glass - between the Gem, Gregg and Rituals families, it follows identifying the function according to the needs of the environment, and then specifying the color according to taste and design style.


Mix&Match

Gem

Ludovica + Roberto
Palomba, 2015

Vetro soffiato in rilievo
e acidato, metallo.
*Blown acid-etched glass
with reliefs, metal.*

Vetro: bianco.
Montatura:
bianco, oro, grafite.
*Glass: white.
Frame: white,
gold, graphite.*



Tavolo / Table

→ p. 034




Terra / Floor

→ p. 082



Sospensione / Suspension

→ p. 154



Parete / Wall

→ p. 266

Mix&Match

System

Gregg

Ludovica + Roberto
Palomba, 2007

Vetro soffiato acidato e
metallo verniciato.
*Blown acid-etched glass
and coated metal.*

Vetro: bianco.
Montatura:
bianco, oro, grafite.
*Glass: white.
Frame: white,
gold, graphite.*



Tavolo / Table

→ p. 036 / 038



Terra / Floor

→ p. 084



Sospensione / Suspension

→ p. 156



Parete / Wall

→ p. 270 / 272

Rituals

Ludovica + Roberto
Palomba, 2012

Vetro soffiato satinato
inciso e metallo verniciato.
*Blown engraved satin
glass and coated metal.*

Vetro: bianco.
Montatura:
bianco, oro, grafite.
*Glass: white.
Frame: white,
gold, graphite.*



Tavolo / Table

→ p. 062



Terra / Floor

→ p. 100



Sospensione / Suspension

→ p. 172



Parete / Wall

→ p. 288

Le lampade del sistema Mix&Match sono perfette sia come singolo pezzo d'arredo, per dare carattere a una stanza, sia come insieme per coordinare un intero ambiente. La versatilità offerta dalla possibilità di declinare ogni modello in 4 diverse funzioni permette di scolpire lo spazio attraverso la luce.

The lamps in the Mix&Match system are perfect both as individual pieces, adding character to a room, and together in compositions, coordinating the entire atmosphere within a space. The option to select each model in four different functions allows for exceptional versatility and makes it possible to sculpt space through light.

Legenda



CE
Dichiara che il produttore produce apparecchi conformi e rispondenti ai requisiti proposti dalla norma EN 60598.
Declares that the manufacturer produces light fittings which comply with the requirements of the EN 60598.



Classe I
Apparecchio in classe I°: è obbligatoria la connessione al conduttore di protezione giallo / verde (messa a terra).
Class I° luminaire: it's necessary to connect the device to the yellow / green protective conductor (earthing).



Classe III
Apparecchio in cui la protezione contro la scossa elettrica si basa sull'alimentazione a bassissima tensione di sicurezza e in cui non si producono tensioni superiori alla stessa.
Light fittings in which protection against electric shock is designed to be supplied from a safety extra-low voltage power source.



ENEC
Il marchio ENEC (Certificazione Elettrica relativa alle Norme Europee) è un marchio volontario rilasciato da enti terzi. Certifica che il prodotto è conforme e rispetta i requisiti proposti dalla norma EN 60598 ed è progettato e realizzato in aziende il cui sistema di gestione della qualità soddisfa i requisiti della norma UNI EN ISO 9001.
The label ENEC (Electrical Certification concerning European Standard) is a voluntary label granted by third organizations. It certifies that a product complies with the EN 60598 standards and has been designed and manufactured by companies with an approved UNI EN ISO 9000 quality control system.



cULus
Certifica che il prodotto è conforme e rispetta i requisiti proposti dalle normative nordamericane, viene rilasciato dall'UL, organizzazione indipendente leader nel settore della certificazione di sicurezza dei prodotti destinati al mercato Nordamericano.
Certifies that the product is conform to the North American standards, and is issued by UL, independent organisation leader in the field of products safety certification for the North American market.



Classe II
Apparecchio in cui la protezione contro la scossa elettrica si basa unicamente sul doppio isolamento e/o isolamento rinforzato in ogni parte e senza dispositivo di messa a terra.
Light fittings whose safety is guaranteed only by the double and/or reinforced insulation of all parts, with no earth.

Legenda



IP Protection Degree
IP20: apparecchio protetto contro la penetrazione di corpi solidi di dimensioni maggiori a 12mm e non protetto nei confronti dei liquidi.
IP44: apparecchio protetto contro la penetrazione di corpi solidi di dimensioni maggiori a 1mm e protetto contro gli spruzzi d'acqua.
IP65: apparecchio totalmente protetto contro la polvere e protetto contro i getti d'acqua.
IP20: protected against the penetration of solid objects greater than 12 mm and non protected against liquids. IP44: protected against the penetration of solid objects greater than 1 mm and protected against splashing water. IP65: dust-tight and protected against water jets.



Americans Disability ACT
Serie di normative che regolano l'arredo di edifici pubblici a favore dei portatori di handicap.
Certification that confirms accessibility to places of public accommodation and commercial facilities by individuals with disabilities.

Energy Efficiency Classes
Le classi di efficienza energetica degli apparecchi luminosi, definite dal reg. UE n.874/2012, sono determinate in base all'Indice di Efficienza Energetica (IEE) e spaziano in un intervallo compreso tra A++ (efficienza massima) ed E (efficienza minima).
The energy efficiency classes for light appliances set out by EU regulation no. 874/2012 are calculated on the basis of the Energy Efficiency Index (EEI) and range between A++ (maximum efficiency) and E (minimum efficiency).



CSQ – IQNET
Marchio valido in tutto il mondo, certifica che l'azienda Foscarini attua un sistema di gestione della qualità conforme alla normativa UNI EN ISO 9001:2008, per garantire un elevato standard qualitativo nella progettazione, sviluppo, fabbricazione e commercializzazione dei propri prodotti.
The CSQ-IQNET label is valid all over the world. It certifies that Foscarini runs a quality management system which complies with the UNI EN ISO 9001:2008 standard, to guarantee a high quality level for what concerns project, development, production and distribution of its products.



CSQ ECO
Marchio valido in tutto il mondo, certifica che l'azienda Foscarini attua un sistema di gestione ambientale conforme alla normativa UNI-EN ISO 14001:2004 per garantire l'impegno dell'azienda ad operare nel rispetto dell'ambiente e con l'obiettivo continuo di ridurre l'impatto delle proprie attività.
This label is valid all over the world. It certifies that Foscarini runs an environmental management system which complies with the UNI EN ISO 14001:2004 standard in order to guarantee company's commitment to continual improvement of its environmental performances.

Colophon

Foscarini SpA
via delle Industrie 27
30020 Marcon / Venezia / Italy
T +39 041 595 3811
foscarini@foscarini.com

Foscarini Spazio Monforte
Corso Monforte 19
20122 / Milano / Italy
T +39 02 870 71320
spaziomonforte@foscarini.com

Foscarini Inc / Foscarini Spazio Soho
20 Greene Street, New York
NY / 10013 / USA
T +1 212 247 2218
T +1 212 257 4412 | Showroom
foscarini.inc@foscarini.com
spaziosoho@foscarini.com

Foscarini Japan K.K.
Tokyo / Japan
foscarini.jpn@foscarini.com

Foscarini International Co., Ltd.
Shanghai, China
foscarini.china@foscarini.com

Foscarini GmbH
Düsseldorf / Germany

Azienda certificata
UNI EN ISO 9001
UNI EN ISO 14001

edizione 04.2020

Concept and graphic design:
Designwork
art direction: Artemio Croatto
art work: Erika Pittis

Photography:
Massimo Gardone / Azimut

Follow us:



foscarini.com

FOSCARINI